

Research and Technical Reference Catalog 2018

\$5.00



Classic
911

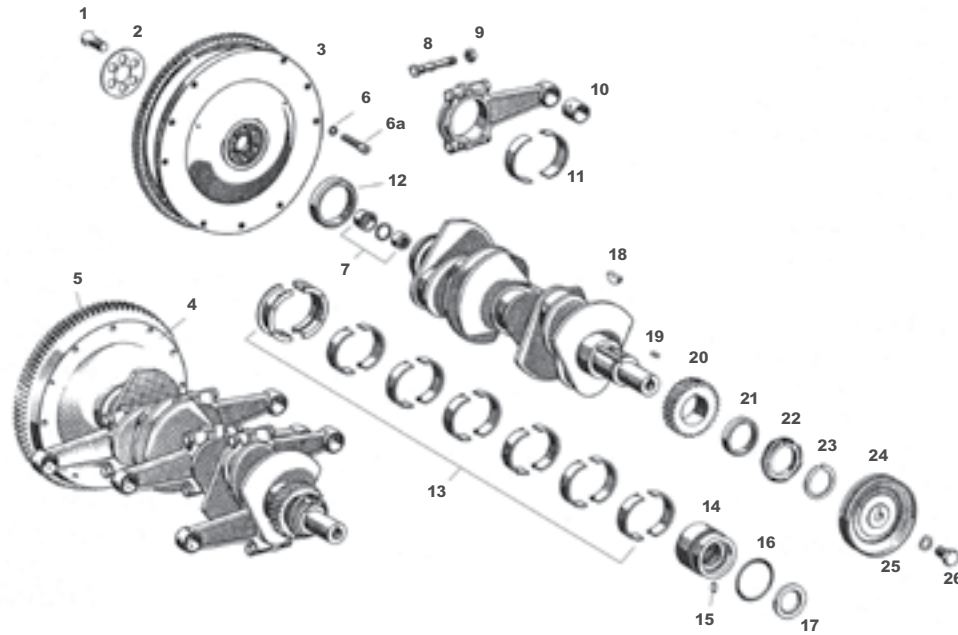
Parts and Technical Reference Catalog

Engine	1-24	Heat Exchangers & Exhaust		Body	
911 Engine.....	1-17	1965-1974	25	Structural Body Parts.....	64-65
912 Engine	18-24	1975-1979	26	Sheet Metal	66-69
Heating Exchangers & Exhaust ...	25-31	1975-1983	27	Bumpers & Trim.....	70-76
Fuel System	32-37	1984-1989	28	Door Parts	77-78
911 Fuel System.....	32-35	Turbo	29	Body Seals	79-84
912 Fuel System.....	36-37	Heater Valves	30	Windshields & Quarter Windows..	85-86
Transmission	38-44	Hoses & Tubes for 911 & 912.....	31	Outside Body Emblems	87
Suspension	45-55	Fuel System		Decals and Stickers.....	88
Brakes	56-59	Fuel Tanks, Parts and Pumps.....	32	Exterior Trim	89-90
Cables and Levers	60-63	Carburetion.....	33	Targa Tops	91
Body	64-99	Carburetion, Injection and Filters..	34	Tops, Boots & Covers.....	92
Electrical	100-115	Fuel Injection	35	Spoilers & Mirrors	93
Tools & Hardware	116-121	Fuel Lines & Carburetion.....	36	Mirrors	94
Services & References	122-127	Air Filters & Hoses.....	37	Carpet Sets.....	95
Ordering Policy	128	Transmission		Mats and Seat Covers.....	96
Warranty	129	911 & 912 Clutches		Door Panels & Pads	97
Engine		& Components.....	38	Dash Pads, Dash Components ...	98
Crankshaft Parts.....	1-4	Clutch Release Mechanisms.....	39-40	Miscellaneous Interior Parts	99
Case Components.....	5-7	Synchro Rings and Related Parts..	41	Electrical	
Camshaft Components.....	8	Shifting Sleeves, Synchro Hubs,		Engine Components	100-105
Engine Lubrication.....	9	& Transmission Shaft hardware ...	42	Battery Components.....	106
Rocker Arms and Valves	10	Components	43	Fuse Components	107
Pistons Cylinders and Rings.....	11-12	Gasket Sets and Bearings.....	44	Switches	108
Oil System	13-16	Suspension		Instrument Components	109
Maintenance	17	Front Suspension Components	45-46	Windshield Wiper Parts	110
912 Crankshaft Parts.....	18	Steering Components.....	47-48	Windshield & Headlight Washers..	111
Engine Lubrication.....	19	Shock Absorbers & Strut Inserts..	50	Lights, Lamps & Reflectors.....	112-114
Sheet Metal Parts	20	Front Sway Bar Components	51	Replacement Light Bulbs.....	115
Case Components.....	21	Rear Sway Bar & Wheel Bearings..	52	Tools & Hardware	
Cylinder Head Components	22	Rear Suspension Components.....	53-54	Hardware Sets.....	116
Valve Train.....	23	Wheels, Lug Nuts & Hubcaps.....	55	Special Tools	117-119
Maintenance	24	Brakes		Chemicals.....	120-122
		Brake Discs & Calipers.....	56	Services & References	
		Brake Calipers, Pistons & Pads....	57	Body & Engine ID 1965 - 1973.....	123 – 126
		Brake Pads & Cylinders.....	58	Body & Engine ID 1974 - 1989.....	127
		Brakes, Hoses, and Lines.....	59		
		Cable & Levers			
		Pedals and Components	60-61		
		Shift Lever Components	62		
		Cables	63		

Publication Information

The 2018 edition of the 911 Parts and Technical Reference Catalog was published by Stoddard Imported Cars. Every effort was made to provide accurate and current information regarding Porsche parts and services.

Copyright 2018, Stoddard-Nla-LCC, Incorporated. All rights reserved.



1965-1977 Crankshaft Parts

Flywheel, Ring Gears, Bushings and Bolts

1	999.067.007.02Flywheel to crank bolts, 6 req'd.....	1965-1969
	911.102.171.00Flywheel to crank bolts, 6 req'd.....	1970-1977

Note: The flywheel bolts are extremely critical and highly stressed, never re-use.

2	901.102.162.04Lockplate for flywheel to crank bolts	1965-1977
---	----------------	--	-----------

Note: After 1969, 911 flywheels and ring gears are sold separately.

3	901.102.201.00Flywheel	1965 (to eng. #901638)
	901.102.026.01Flywheel	1965 (from eng. #901639)-1969
4	911.102.201.11Flywheel	1970-1977
	930.102.201.01Flywheel	911 Turbo 1976-1977
5	911.116.239.00Flywheel ring gear	1970-1977
	930.116.230.00Flywheel ring gear	911 Turbo 1976-1977
6	900.027.015.02Lock washers for ring gear bolts, 9 req'd	1970-1977
6a	900.067.090.02Ring gear bolts, 9 req'd	1970-1977
7	SIC.102.025.01Complete pilot bushing.....	1965-1977
	930.102.025.00Complete pilot bushing.....	911 Turbo 1976-1977
8	901.103.172.00Rod bolts, 2.0 liter engine, 12 req'd	1965-1969
	901.103.171.00Rod bolts, 2.2 liter engine, 12 req'd	1970-1971
	914.103.171.00Rod bolts, 2.4, 2.7 & 3.0 liter engines, 12 req'd	1972-1977
9	901.103.173.00Rod nuts, 12 req'd	1965-1977
10	SIC.103.131.01Solid wrist pin bushings, 6 req'd.....	1965-1973
	911.103.132.00Split wrist pin bushings, 6 req'd.....	1974-1977

Note: The applications listed for the wrist pin bushings are as supplied from the factory. Either style can be used on any 911 engine. Wrist pin bushings must be honed for proper fit.

Bearings**Connecting Rod Bearing Sets**

11	901.103.141.00.SET Rod bearing set, standard, 2.0 & 2.2 liter engines.....	1965-1971
	901.103.141.50 Rod bearing, 1st (.25mm) under, 2.0 & 2.2 liter engines, single brg only, 12 req'd.....	1965-1971
	901.103.141.60 Rod bearing, 2nd (.50mm) under, 2.0 & 2.2 liter engines, single brg only, 12 req'd.....	1965-1971
	914.103.141.00.SET Rod bearing set, standard, 2.4, 2.7 & 3.0 liter Turbo engines.....	1972-1977
	914.103.141.50 Rod bearing, 1st (.25mm) under, 2.4, 2.7 & 3.0 liter Turbo engines, single only, 12 req'd.....	1972-1977
12	999.113.057.52 Crankshaft seal, flywheel end.....	1965-1977

Main Bearings

Note: Standard, 1st under & 2nd under bearing sets are listed, please inquire for other sizes. Main bearing sets do not include the #8 bearing.

13	911.101.901.00 Main bearing set, standard.....	1965-1974
	911.101.901.50 Main bearing, 1st (.25mm) under.....	1965-1974
	911.101.901.55 Main bearing, 2nd (.50mm) under.....	1964-1974
	911.101.902.00 Main bearing set, standard.....	1975-1977 (including Turbo)
	911.101.902.50 Main bearing set, 1st (.25mm) under.....	1975-1977 (including Turbo)
	911.101.902.55 Main bearing set, 2nd (.50mm) under.....	1975-1977 (including Turbo)
14	901.101.138.03 #8 main bearing, standard.....	1965-1977
	901.101.138.53 #8 main bearing, 1st (.25mm) under.....	1965-1977
	901.101.138.58 #8 main bearing, 2nd (.50mm) under.....	1965-1977
15	900.012.061.00 Dowel.....	1965-1977
16	900.174.041.40 O-ring.....	1965-1977
17	999.113.290.41 Crankshaft seal, pulley end.....	1965-1977
18	901.102.147.00 Woodruff key.....	1965-1977
19	N.101.090.01 Dowel pin.....	1965-1977
20	901.102.111.00 Crankshaft timing gear, "0".....	1965-1977
	901.102.111.10 Crankshaft timing gear, "1".....	1965-1977
21	901.102.145.00 Crankshaft gear spacer.....	1965-1977
22	901.102.115.00 Brass distributor drive gear.....	1965-1977
23	901.102.148.00 Snap ring for brass gear, 2.4mm.....	1965-1977
24	911.102.017.50 V-belt pulley.....	1965-1977
	930.102.126.01 V-belt pulley.....	911 Turbo 1976-1977
	911.102.017.04 V-belt pulley.....	911/911S Carrera 3.0 1974-1977
	911.102.022.01 V-belt pulley for cars with factory A/C, not as illustrated.....	1976-1977
25	900.028.014.01 Washer.....	1965-1989
26	999.093.005.02 Bolt.....	1965-1989

**Speedi Sleeves to Repair Worn, Grooved Seal Surfaces**

Over time, sealing surfaces become grooved, making a good seal impossible. The most economical and fast method of shaft repair is to install the CR Speedi Sleeve. It is a precision engineered piece of stainless steel. Its ultra-thin wall design allows it to be used without changing the seal size and its finish is perfect for lip sealing applications.

Speedi Sleeve is built with a removable installation flange. The installation tool included in every box allows the seal to be put on. This avoids the possibility of distortion from heat or other installation methods.

SIC.102.991.14For crankshaft sealing surface, pulley end.....	1965-1998
SIC.102.992.54For crankshaft sealing surface, flywheel end.....	1965-1977
SIC.102.993.51For crankshaft sealing surface, flywheel end.....	1978-1998
SIC.102.991.89Pulley hub.....	All 356, 912
SIC.102.992.41Flywheel hub.....	All 356, 912

1978-1989 Crankshaft Parts

Flywheel

1 930.102.206.00.....Flywheel to crank bolts, 9 req'd..... 1978-1989

Note: Flywheel ring gears are sold separately.

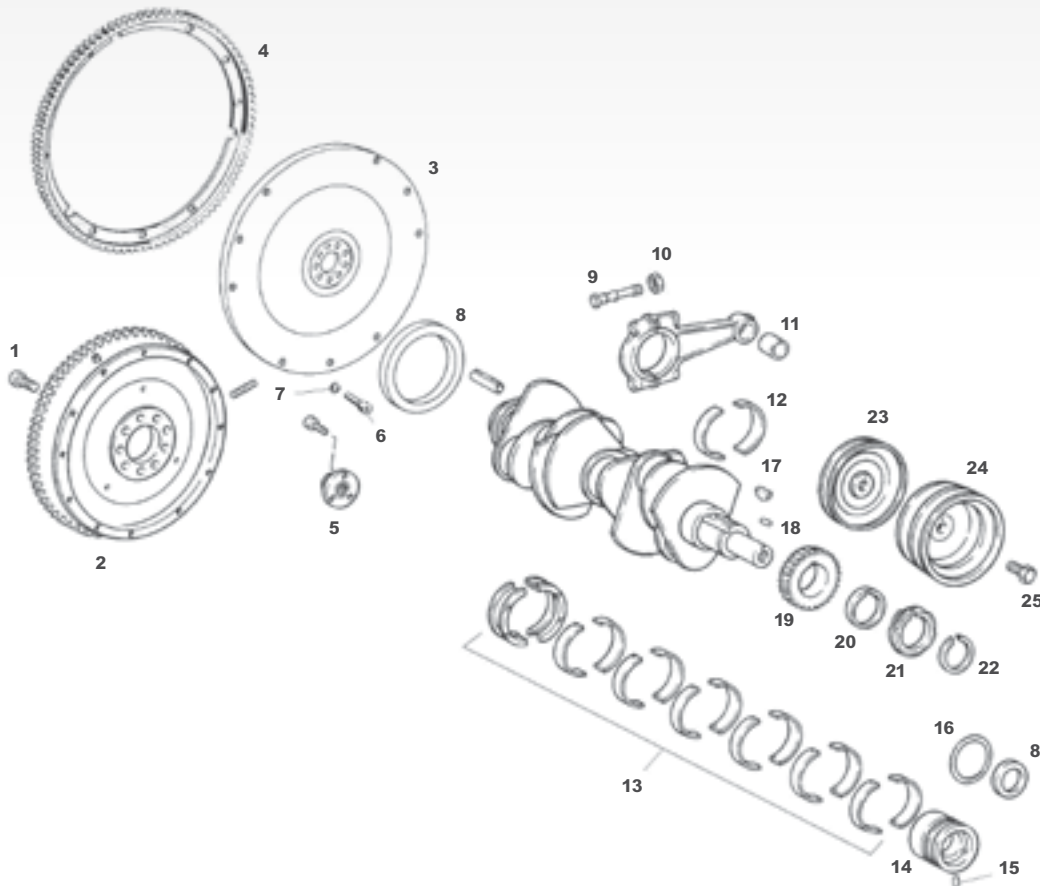
2 930.102.033.01.....Flywheel..... 1984-1986
 930.102.033.03.....Flywheel..... 1987-1989
 930.102.239.02.....Flywheel..... 911 Turbo 1989

3 930.102.204.00.....Flywheel..... 1978-1979
 930.102.202.01.....Flywheel..... 911 Turbo 1978-1979
 930.102.215.00.....Flywheel..... 1980-1983
 930.102.213.00.....Flywheel..... 911 Turbo 1980-1988

4 911.116.239.00.....Flywheel ring gear..... 1978-1986
 930.116.230.02.....Flywheel ring gear..... 911 Turbo 1978-1989
 950.116.143.01.....Flywheel ring gear..... 1987-1989

5 SIC.102.025.01.....Complete pilot bushing..... 1978-1979
 930.102.025.00.....Complete pilot bushing..... 911 Turbo 1978-1979
 930.102.042.00.....Complete pilot bushing..... 1980-1986
 931.102.111.00.....Complete pilot bushing..... 1987-1989
 930.102.042.00.....Complete pilot bushing..... 911 Turbo 1980-1988
 931.102.111.00.....Pilot bearing..... 911 Turbo 1989

6 900.067.090.02.....Flywheel ring gear bolts, 9 req'd..... 1978-1986
 900.074.136.02.....Flywheel ring gear bolts, 9 req'd..... 911 Turbo 1978-1988
 N.044.714.1.....Flywheel ring gear bolts, 9 req'd..... 1987-1989



7	900.027.015.02	Spring washer, 9 req'd	1978-1986
	N.012.241.8	Spring washer, 9 req'd	911 Turbo 1978-1988
8	999.113.057.52	Crankshaft seal, flywheel end	1978-1989
	999.113.290.41	Crankshaft seal, pulley end	1978-1989
9	914.103.171.00	Rod bolts, 3.0 liter engine, 12 req'd	1978-1983
	964.103.176.00	Rod bolts, 3.2 & 3.3 liter eng., 12 req'd	911 Turbo 1978-1988, 911 1984-1989
10	901.103.173.00	Rod nuts, 12 req'd	1978-1983
	993.103.174.02	Rod nuts, 12 req'd	911 Turbo 1978-1988, 911 1984-1989
11	911.103.132.00	Wrist pin bushing, 6 req'd	1978-1983
	930.103.134.01	Wrist pin bushing, 6 req'd	911 Turbo 1978-1988, 911 1984-1989

Note: Please inquire for connecting rod availability.

Bearings

Connecting Rod Bearings

Note: Please inquire for bearing sizes not listed.

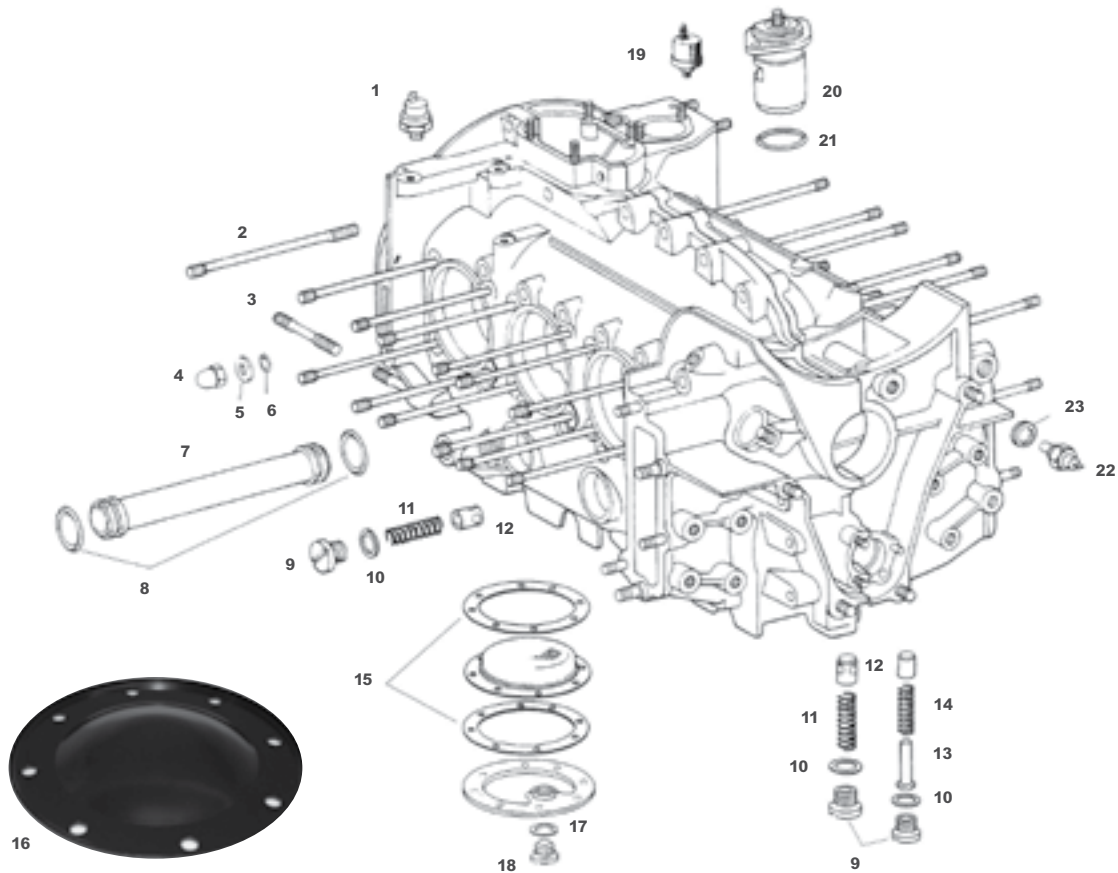
12	930.103.148.00.SET	Rod bearing set, standard	911 Turbo 1978-1983, 911 1978-1989
	930.103.148.50.SET	Rod bearing set, 1st (.25mm) under	911 Turbo 1978-1983, 911 1978-1989
	930.103.147.00.SET	Rod bearing set, standard	911 Turbo 1984-1989
	930.103.147.50.SET	Rod bearing set, 1st (.25mm) under	911 Turbo 1984-1989

Main Bearings

Note: Standard, 1st & 2nd undersize bearing sets are listed, please inquire for other sizes. Main bearing sets do not include the #8 bearing.

13	964.101.901.00	Main bearing set, standard	1978-1989
	964.101.901.51	Main bearing set, 1st (.25mm) under	1978-1989
	964.101.901.56	Main bearing set, 2nd (.50mm) under	1978-1989
14	964.101.138.01	#8 main bearing, standard	1978-1989
	964.101.138.54	#8 main bearing, 1st (.25mm) under	1978-1989
	964.101.138.55	#8 main bearing, 2nd (.50mm) under	1978-1989
15	900.012.061.00	Dowel pin	1978-1989
16	999.707.285.40	O-Ring	1978-1989
17	901.102.147.00	Woodruff key	1978-1989
18	N.101.090.01	Dowel pin	1978-1989
19	901.102.111.00	Crankshaft timing gear, "0"	1978-1989
	901.102.111.10	Crankshaft timing gear, "1"	1978-1989
20	901.102.145.00	Crankshaft gear spacer	1978-1989
21	930.102.115.01	Brass distributor drive gear	911 Turbo 1978-1989, 911 1978-1983
	930.102.112.00	Brass distributor drive gear	1984-1989
22	901.102.148.00	Snap ring for brass gear, 2.4mm	1978-1989
	901.102.148.01	Snap ring for brass gear, 2.3mm	1978-1989
	901.102.148.02	Snap ring for brass gear, 2.2mm	1978-1989
	901.102.148.03	Snap ring for brass gear, 2.1mm	1978-1989
23	930.102.028.09	Pulley	1978-1979 (w/o factory A/C)
	930.102.028.04	Pulley	1980-1982 (w/o factory A/C)
	930.102.128.07	Pulley	1983 (w/o factory A/C)
	930.102.028.08	Pulley	1984-1989 (w/o factory A/C)
24	930.102.023.01	Pulley	1978-1979 (with factory A/C)
	930.102.017.04	Pulley	911 Turbo 1978-1979 (with factory A/C)
	930.102.023.03	Pulley	1980-1983 (with factory A/C)
	930.102.024.03	Pulley	1984-1989 (with factory A/C) (except 911 Turbo 1986-1989)
	930.102.024.04	Pulley	911 Turbo 1986-1989
25	999.093.005.02	Bolt	1978-1989

Note: Many main bearing sets now supersede to individual bearings. Please inquire for more detailed information.



1	901.613.571.01..... Oil pressure switch	1965-1968
	911.606.230.00..... Oil pressure switch	1969-1989
2	901.101.172.03..... Case studs, 24 req'd.....	1965-1973 (except 1973 2.7 Carrera)
	911.101.172.00..... Case studs, 24 req'd ('73 2.7 Carrera), 12 req'd ('74-'89)	1973 (2.7 Carrera) 1974-1989
	993.101.170.53..... Case studs, 12 req'd ('74-'89), 24 req'd.....	(all Turbo) 1974-1989
3	999.061.034.02..... Stud engine to transmission, 2 req'd (except '76-'77 Turbo: 1 req'd)	1965-1986 (except 1978-1986 Turbo)
	999.062.165.02..... Stud engine to transmission, 1 req'd	911 Turbo 1976-1977
	999.062.192.02..... Stud engine to transmission, 1 req'd	911 Turbo 1978-1989
	999.062.099.02..... Stud engine to transmission, 1 req'd(except '87-'89 non Turbo: 2 req'd)	911 Turbo 1978-1989, 1987-1989 (non Turbo)
4	SIC.070.004.02..... Case nut, 13 req'd	1965-1977
	930.101.172.01..... Case nut, 13 req'd	1978-1989
5	901.101.161.02..... Washer for case nut, 24 req'd.....	1965-1989
6	999.701.006.40..... O-Ring, 24 req'd	1965-1989

Oil Return Tubes



Original Type Tube
901.107.351.01
4 required



Collapsible Factory Tube
930.107.040.01
4 required

Seal For Tube
999.707.113.40



Collapsible Aftermarket Tube
SIC.107.351.00
4 required

7	901.107.351.01	Oil return tube, original non-collapsible type, 4 req'd	1965-1989
	930.107.040.01	Oil return tube, factory collapsible type, 4 req'd	1965-1989
	SIC.107.351.00	Oil return tube, aftermarket collapsible type, 4 req'd	1965-1989
	930.107.040.01	Oil return tube, original collapsible type, 4 req'd	1965-1989
	SIC.107.351.01	Oil return tube, original non-collapsible type, 4 req'd	1965-1989

Note: Collapsible oil return tubes allow for tube replacement without removing the cylinder heads. The heads must be removed in order to use the original tubes. See photos of all three types, above.

8	999.707.112.4A	Oil return tube o-ring, 8 req'd	1965-1989
---	----------------	---------------------------------	-----------

Note: The aftermarket collapsible type oil return tubes do not use Factory seals, they come with seals of their own.

9	999.064.026.02	Screw plug, 2 req'd	1965-1989
10	900.123.025.70	Seal ring, 2 req'd	1965-1968
	900.123.106.30	Seal ring, 2 req'd	1969-1989
11	901.107.531.01	Pressure spring, 2 req'd '65-'77, 1 req'd '78-'89	1965-1989
12	901.107.512.01	Piston, with holes, 2 req'd	1965-1973
	911.107.512.00	Piston, 2 req'd	1974-1989
13	930.107.533.00	Guide sleeve	1978-1989
14	930.107.531.01	Pressure spring	1978-1989
15	930.101.391.01	Strainer plate gasket, 2 req'd	1965-1983
15A	SIC.101.391.01	Silicone sump gasket set	1965-1983
16	930.101.902.00	Cover plate- convex- no drain plug hole	1965-1983

Note: Due to a supersession, the cover plate no longer has a hole for a drain plug. The drain plug listed below is only for cars with the original cover plate.

17	900.123.118.30	Drain plug seal	1965-1989
18	911.107.176.03	Drain plug	1965-1983
19	901.741.551.02	Oil pressure transmitter	1965-1973
	695.613.543.00	Boot for oil pressure switch	911 1966-1973, 912 1967-1969
	911.606.111.02	Oil pressure transmitter	1974-1977
	911.606.111.03	Oil pressure transmitter	1978-1983
	911.606.135.00	Oil pressure transmitter	1984-1989
20	901.107.751.00	Oil temperature thermostat	1965-1971
	930.107.765.00	Oil temperature thermostat	1972-1989
21	999.707.314.40	Seal ring for thermostat	1965-1989
22	901.741.632.00	Oil temperature sender	1965-1968
	901.641.632.00	Oil temperature sender	1969-1976
	911.606.112.00	Oil temperature sender	1977-1989
23	900.123.007.30	Seal washer	1965-1976
	900.123.008.30	Seal washer	1977-1989
	SIC.352.000.10	10 x 1 plug in cylinder head	As required

Gasket Sets

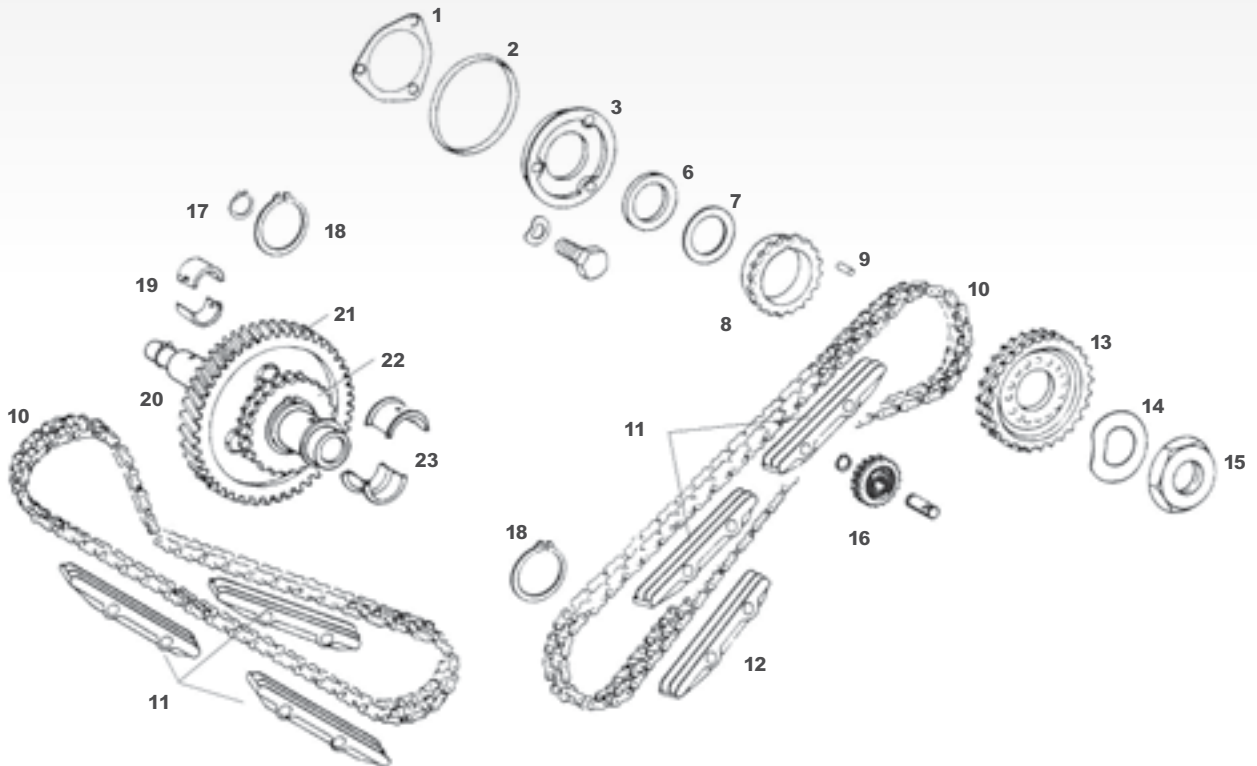
Our gasket sets contain the necessary gaskets, seals & o-rings for a complete engine rebuild. All sets are either original factory supply or use gaskets from Porsche's original supplier.

Note: Porsche has superseded some gasket sets to individual components, inquire for sets shown as NLA.

SIC.100.902.01.....	2.0 liter engine gasket set.....	1965-1969
911.100.903.00.....	2.2 liter engine gasket set for engines with Zenith carbs.....	1970-1971
911.100.905.00.....	2.2/2.4 liter engine gasket set for engines w/mechanical injection.....	1972-1973
911.100.901.00.....	2.4 liter engine gasket set for engines with CIS injection, NLA.....	1973
911.100.901.10.....	2.7 liter engine gasket set for engines with CIS injection, NLA.....	1974-1977 (except Turbo)
911.100.907.05.....	Crankcase gasket set.....	911 Turbo 1976-1977
930.100.901.03.....	Cylinder head gasket set, NLA.....	911 Turbo 1976-1977
930.100.901.04.....	Crankcase gasket set.....	1978-1989 (including Turbo)
930.100.907.03.....	Cylinder head gasket set.....	911SC 1978-1983 (except Turbo)
930.100.908.02.....	Cylinder head gasket set.....	911 Turbo 1978-1989
930.100.907.04.....	Cylinder head gasket set.....	1984-1989 (except Turbo)

Camshaft Drive

1	930.105.197.05.....	Triangle gasket for cam box, 2 req'd.....	1965-1989
2	999.701.468.40.....	Cam box o-ring, 2 req'd.....	1965-1989
3	930.105.196.00.....	Cover, 2 req'd.....	1965-1989
4	900.028.008.01.....	Washer, 6 req'd.....	1965-1973
	900.028.008.02.....	Washer, 6 req'd.....	1974-1983
5	900.075.341.02.....	Bolt, 6 req'd.....	1965-1989
6	901.105.562.00.....	Thrust washer, 2 req'd.....	1965-1989
7	901.105.561.00.....	Shim.....	1965-1989
8	901.105.583.01.....	Camshaft hub, 2 req'd.....	1965-1989
9	900.243.001.00.....	Dowel pin, 2 req'd.....	1965-1989
10	993.105.529.00.....	Timing chain, original endless version, 2 req'd.....	1965-1989
	911.105.529.50.....	Timing chain, removable link version, 2 req'd.....	1965-1989
	901.105.530.00.....	Master link for removable link timing chain, 2 req'd.....	1965-1989



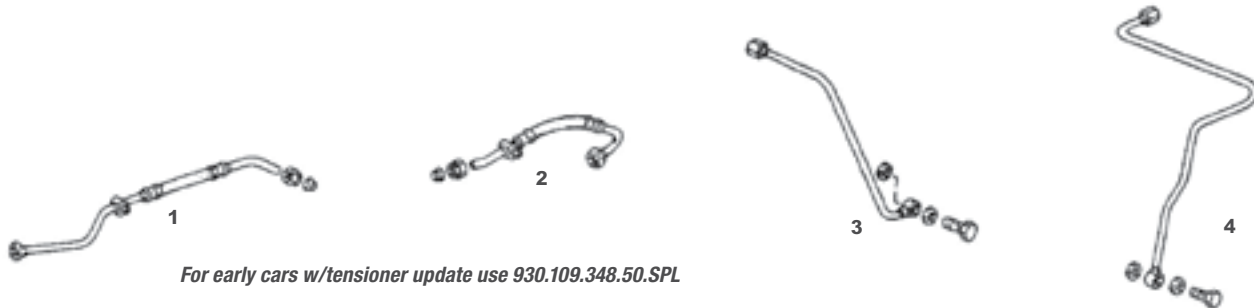
11	911.105.222.06	Black chain rails, 5 req'd	1965-1989
12	911.105.222.05	Brown chain rails, 1 req'd	1965-1989
13	901.105.546.02	Large chain wheel, 2 req'd	1965-1989
14	900.028.021.02	Lock washer, camshaft, 2 req'd, NLA	1965-1981
	993.105.163.50	Washer, camshaft, 2 req'd	1982-1989
15	901.105.172.00	Camshaft nut, 2 req'd	1965-1981
	900.082.072.01	Camshaft bolt, 2 req'd	1982-1989
16	901.105.055.00	Small chain wheel, at tensioner, 2 req'd	1965-1989
17	900.041.026.01	Lock ring	1965-1989
18	900.041.025.01	Lock ring, 2 req'd	1965-1989
19	996.101.435.70	Bearings, small plain, 2 req'd	1970-1989
20	930.105.013.01	Intermediate shaft with "0" gear and sprocket	1968-1989
	930.105.013.11	Intermediate shaft with "1" gear and sprocket	1968-1989
21	930.105.136.00	"0" gear only	1965-1989
	930.105.136.01	"1" gear only	1965-1989
22	901.105.125.04	Chain sprocket only, 2 req'd	1965-1989
	900.118.010.00	Woodruff key for sprocket	1965-1989
23	996.101.137.80	Bearings, large flanged, 2 req'd	1968-1989

Camshaft Lubrication

Camshaft Spray Tubes

Note: Up to engine #903069 Porsche used a central feed oil system through the camshaft to lubricate the valve train. After this engine #, the valve train was lubricated by a spray system in the cam box. When replacing cams in #903069 and earlier engines, you must use the correct cams which are drilled to provide oil supply. Below are listed the camshaft spray tubes as well as the plugs in the cam housing. Please inquire for camshafts.

930.105.362.00	Camshaft spray tube, 2 req'd	911 Turbo 1976-1989, all 911 1978-1989
901.105.379.00	Plug in cam housing for spray tubes, 2 req'd	1967-1989



Cam Feed Lines

Note: In mid year 1983, Porsche began using the oil fed tensioners on 901.107.345.00 left cam line 1965 (to eng. #903069)

1	901.107.347.01	1965 (from eng. #903070)-1983 (early)
	930.107.347.05	1983 (late)-1989

Note: In order to replace the left cam line on late cars, you must also replace the oil line (item #3 in the diagram) with #930.107.347.06.

2	901.107.348.00	Right cam line	1965 (from eng. #903070)-1977
	930.109.348.50SPL		1965-1973
	901.107.348.01	Right cam line	1978-1983 (early)
	930.107.348.11	Right cam line	1983 (late)-1989
3	930.107.347.02	Left oil pipe	1983 (late)-1989

Note: When replacing the left cam line on late cars, you must use part #930.107.347.06 in place of the above line.

4	930.107.348.09	Right oil pipe	1983 (late)-1989
---	----------------	----------------	------------------

Upper Engine Lubrication & Timing Chain Components

Tensioner Oil Line Update Kit

Due to occasional oil seepage, the right side tensioner oil supply line has been modified. Also, both right & left oil supply lines are now installed with an additional bracket on the chain housing cover. This kit includes the updated right supply line, both brackets, clamps & screws. Fits all cars with oil fed tensioners.

SIC.107.348.00

Oil Pressure Fed Tensioner Kits

SIC.105.058.00

Introduced in late 1983 model 911's, this system eliminates the one weakness of the 911 motor: seal failure in the tensioners resulting in severe damage to the valve train. Oil pressure fed tensioners utilize hydraulic tension produced by the oil system and have no seals. Our kits include two "058" series tensioners, necessary oil lines, two timing chain covers as well as all hardware and gaskets. This kit also includes an oil line that is specially modified by Stoddard Vintage Parts. Oil fed tensioners can be retrofitted to any 911 engine after 1969.

Chain Sprocket Supports

Late style. We recommend use of these stronger bushed supports which were introduced in 1980 and do not require the spacer bushings.

930.105.509.00..... Left

930.105.510.00..... Right

Hydraulic Chain Tensioner

The "053" tensioner was the last non-pressure fed hydraulic unit. Tensioner produced by Porsche. It features the narrower mount (10mm at the large hole) which produces less stress on the tensioner.

930.105.053.00..... Hydraulic chain tensioner..... 1965-1983

Hydraulic Tensioner Kit

911.105.901.01..... Repair kit for "049 & "053" tensioners, 1 req'd per tensioner 1965-1983

Chain Tensioner Safety Lock Kit

SIC.105.053.00..... Prevents total tensioner failure 1965-1983

Gaskets & Kits

Timing Chain Cover Kit

SIC.105.191.00..... Includes Nyloc nuts, gaskets & hardware 1968-1989

Timing Chain Cover Gaskets

901.105.191.02..... Timing chain cover gasket, left..... 1965-1967

901.105.192.02..... Timing chain cover gasket, right 1965-1967

930.105.191.03..... Timing chain cover gasket, left..... 1968-1989

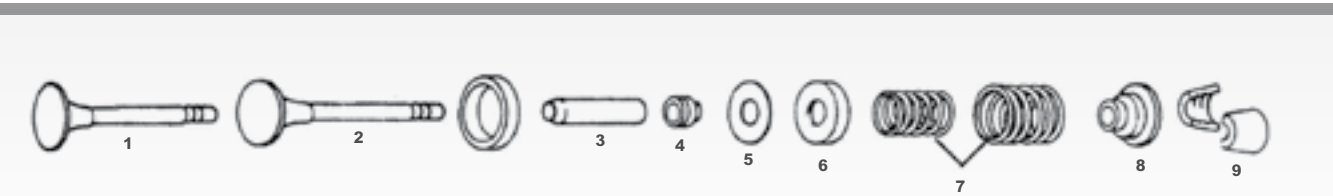
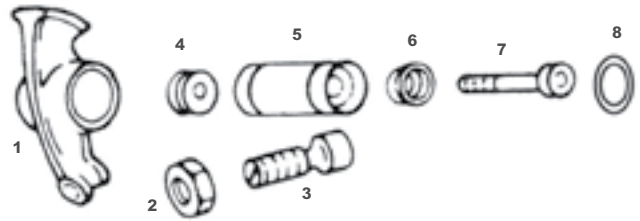
930.105.192.04..... Timing chain cover gasket, right 1968-1989

Valve Covers & Gaskets

SIC.105.195.02.....	Valve adjust kit, includes all valve cover gaskets & hardware	1968-1987
964.105.902.00.....	Valve adjustment kit, 911 Carrera 2/4	1989-1994
930.105.194.04.....	Gasket, upper cover , 6 hole, 2 req'd	1965-1967
901.105.195.03.....	Cork gasket lower cover, 6 hole, 2 req'd.....	1965-1967
930.105.116.00.....	Lower valve cover, late Turbo style, 2 req'd.....	1968-1989
901.105.115.03.....	Upper valve cover, 6 hole	1968-1989
SIC.105.194.03.....	Early silicone valve cover gaskets upper & lower set	1965-1967
SIC.105.195.30.....	Late silicone valve cover gaskets upper & lower set	1968-1989

Rocker Arms & Shafts

1	930.105.043.00	Rocker arm, 12 req'd	1965-1989
2	999.034.005.00	Valve adjust lock nut, 12 req'd	1965-1989
3	901.105.370.02	Valve adjust screw, 12 req'd.....	1965-1989
4	901.105.376.02	Rocker arm nut, 12 req'd	1965-1989
5	901.105.342.04	Rocker arm shaft, 12 req'd.....	1965-1989
6	901.105.344.02	Bushing, 12 req'd.....	1965-1989
7	999.067.008.00	Rocker arm screw, 12 req'd	1965-1989
8	SIC.999.103.52	Rocker shaft seal	1965-1994



Valves

Exhaust Valves

1	901.105.405.06	35mm diameter, manufacturers #3052, 2.0 liter engines.....	1965-1968 911 & 911L
	901.105.408.50	38mm diameter, manufacturers #3059, 2.0 liter engines.....	1967 911S, 1968-1969, 911T & 911E
	901.105.415.50	39mm diameter, manufacturers #3061, 2.0 liter engines.....	1969 911S
	911.105.415.50	40mm diameter, manufacturers #3064, 2.2, 2.4 & 2.7 liter engines	911T, 911E & 911S 1970-1977
	930.105.419.50	41.5mm diameter, manufacturers #3071-15, Turbo engines	911 Turbo 1976-1989
	930.105.419.51	41.5mm, manufacturers #3072-51, 3.0 & 3.2 liter engines.....	911SC & Carrera 1978-1989

Intake Valves

2	901.105.401.04	39mm diameter, manufacturers #3050, 2.0 liter engines.....	1965-1968 911 & 911L
	901.105.407.00	42mm diameter, manufacturers #3058, 2.0 liter engines.....	1967 911S, 1968-1969 911T & 911E
	901.105.411.00	45mm diameter, manufacturers #3062, 2.0 liter engines.....	1969 911S
	911.105.411.00	46mm diameter, manufacturers #3063, 2.2, 2.4 & 2.7 liter engines	911T, 911E & 911S 1970-1977
	964.105.409.08	49mm diameter, manufacturers #3073, all Turbo engines.....	911 Turbo 1976-1989
	930.105.409.13	49mm diameter, manufacturers #3070, 3.0 & 3.2 liter engines	911SC & Carrera 1978-1989
3	SIC.104.321.50	Intake & exhaust valve guides, standard, 12 req'd	1965-1989
	930.104.321.50	Intake & exhaust valve guides, oversize, 12 req'd.....	1965-1989
4	928.104.193.12	Valve stem seals, 12 req'd	1965-1989
5	930.105.461.00	Shim, as req'd.....	1965-1989
6	901.105.463.00	Spring ring, 12 req'd	1965-1989
7	901.105.901.51	Valve spring set, inner & outer, 12 req'd.....	1965-1989
8	901.105.421.03	Retainer, 12 req'd	1965-1989
9	901.105.417.00	Valve keeper, 24 req'd	1965-1989

Piston Rings

We stock the complete line of quality Deves piston rings for Porsche. Made of Swedish steel, offering more flexibility than cast steel for better sealing with worn cylinders. Sold as a complete set for one engine. The numbers listed after the piston size denote the thickness of each ring in the set. If there is any question regarding the size and manufacture of your pistons, it is best to measure both the diameter of the pistons and the thickness of the rings before ordering.

SIC.103.185.50.....	2.0 liter 911, 911E, 911L 80mm-1.50, 2.00, 4.00.....	1965-1969
SIC.103.185.50S.....	2.0 liter 911S 80mm-1.50, 1.50, 4.00.....	1967-1968
SIC.103.187.60.....	2.0 liter 911T (w/Kolbenschmidt) 80mm-2.00, 2.00, 4.00.....	1968-1969
SIC.103.185.50.....	2.0 liter 911T (w/Mahle) 80mm-1.50, 2.00, 4.00.....	1968-1969
SIC.103.189.20.....	2.2 liter 911T (w/Mahle), 911E 84mm-1.50, 2.00, 4.00.....	1970-1971
SIC.103.189.10.....	2.2 liter 911T (w/Kolbenschmidt) 84mm-1.50, 2.00, 5.00.....	1970-1971
SIC.103.189.20S.....	2.2 liter 911S 84mm-1.50, 1.50, 4.00.....	1970-1971
SIC.103.189.10.....	2.4 liter 911T with carburetors or mechanical injection (w/Kolbenschmidt) 84mm-1.50, 2.00, 5.00.....	1972-1973
SIC.103.189.20S.....	2.4 liter 911T with carburetors or mechanical injection (w/Mahle) 84mm-1.50, 1.50, 4.00.....	1972-1973
SIC.103.189.20SS.....	2.4 liter 911T with C.I.S. 84mm-1.50, 1.75, 4.00.....	1973
SIC.103.189.10.....	2.4 liter 911E, 911S (Kolbenschmidt) 84mm-1.50, 2.00, 5.00.....	1972-1973
SIC.103.189.20S.....	2.4 liter 911E, 911S 84mm-1.50, 1.50, 4.00.....	1972-1973
SIC.103.194.80.....	2.7 liter 911, 911S USA 90mm-1.50, 1.75, 4.00.....	1974-1977
SIC.103.194.90.....	2.7 liter 911 Carrera European 90mm-1.50, 1.50, 4.00.....	1975
SIC.103.199.10.....	2.8 liter 911 "Big Bore" kits 92mm-1.50, 1.50, 4.00.....	
SIC.103.196.90.....	3.0 911 Turbo 95mm-1.50, 1.50, 4.00.....	1976-1977
SIC.103.198.00.....	3.0 911SC European 95mm-1.50, 1.75, 4.0.....	1976-1980
SIC.103.198.00B.....	3.0 liter 911SC USA 95mm-1.50, 1.75, 3.50.....	1978-1983
SIC.103.198.00B.....	3.2 911 Carrera USA 95mm-1.50, 1.75, 3.50.....	1984-1989
SIC.103.198.90.....	3.3 liter 911 Turbo 97mm-1.50, 1.50, 3.50.....	1978-1989

Cylinders and Pistons – Inquire For Availability

Master Porsche Engine Technicians always replace worn pistons & cylinders with new sets during rebuilds. Because of superior metallurgy and manufacturing tolerances we offer piston & cylinder sets by Mahle & Kolbenschmidt, original equipment suppliers to Porsche. All cylinders for 2.0 through 2.4 liter, unless noted, are Biral construction having an iron bore surface with aluminum cooling fins. Sold in complete sets of 6 pistons & cylinders with rings, pins and circlips.

2.0 Liter

901.103.903.01.SET	Compression ratio 8.6:1 (cast iron cylinder)	911T 1969
901.103.909.01.SET	Compression ratio 9.1:1	911E 1969
901-103-906-01-SET	Compression ratio 9.8:1	911S 1969

Note: Since the pistons & cylinders for the '65-'67 911 & '68 911L are no longer available, the 1969 911E pistons & cylinders can be used in their place.

2.2 Liter

911.103.914.05.SET	Compression ratio 8.6:1 (cast iron cylinder)	911T 1970-1971
911.103.916.01.SET	Compression ratio 9.1:1	911E 1970-1971
911.103.918.01.SET	Compression ratio 9.8:1	911S 1970-1971

2.4 Liter

911.103.943.01.SET	Compression ratio 8.0:1	911E 1972-1973
911.103.944.01.SET	Compression ratio 8.5:1	911S 1972-1973
911.103.942.01.SET	Compression ratio 7.5:1 (cast iron cylinder)	911T (w/mechanical injection) 1973

2.7 Liter

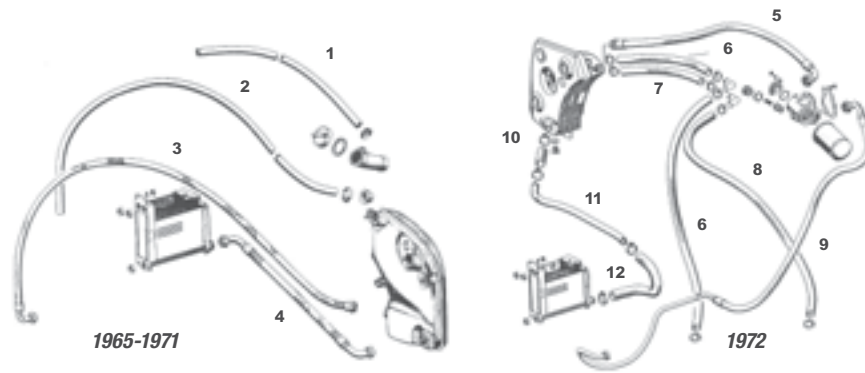
911.103.928.01.SET	Compression ratio 8.5:1, 90mm,	Nikasil 2.7 European Carrera engines (w/mechanical injection or carburetors)
911.103.949.01.SET	Compression ratio 8.5:1, 90mm,	Nikasil, Mahle 2.7 CIS injection engines
911.103.957.01.SET	Compression ratio 8.5:1, 90mm,	Alusil, Kolbenschmidt 2.7 CIS injection engines

3.0 Liter 911SC

930.103.962.01.SET	Compression ratio 8.5:1	1978-1979
930.103.977.01.SET	Compression ratio 9.3:1	1980-1983

3.2 Liter 911 Carrera

930.103.981.03.SET	Compression ratio 9.3:1, 95mm, Nikasil	1984-1985
930.103.990.01.SET	Compression ratio 9.3:1, 95mm, Nikasil	1986-1989 Turbo
930.103.958.01.SET	Compression ratio 6.5:1, 95mm, Nikasil	911 Turbo 3.0 1976-1977
930.103.969.01.SET	Compression ratio 7.0:1, 97mm, Nikasil	911 Turbo 3.3 1978-1989



Oil Hoses, Pipes, Lines & Fittings

1965 – 1971

1	999.236.008.50.....	Connecting hose, oil tank to air filter.....	1965-1966 (up to eng. #909000)
2	901.107.393.00.....	Connecting hose, crankcase to oil tank.....	1965-1966 (to eng. #909000)

Note: For 1967 (from eng. #909001) to 1971 engines, the same hose was used for item #'s 1 & 2.

1/2	901.107.394.00.....	Vent hoses, 2 req'd.....	1967 (from eng. #909001)-1971
3	901.107.331.12.....	Oil pressure line from engine to oil tank.....	1965-1968, 1970
4	901.107.301.12.....	Oil suction line from oil tank to engine.....	1965-1971

1972

5	911.207.315.01.....	Hose from console to oil tank.....	1972
6	930.107.399.00.....	Connecting hose to air cleaner, inner & outer, 2 req'd.....	1972

Note: The inner connecting hose must be cut to fit.

7	901.107.394.03.....	Connecting hose to engine, outer.....	1972
8	901.107.394.00.....	Connecting hose to engine, inner.....	1972
9	911.107.720.11.....	Hose from engine to console.....	1972
10	911.207.301.01.....	Connecting hose.....	1972
11	911.207.317.00.....	Suction tube.....	1972
12	911.207.318.01.....	Suction hose.....	1972

1973 – 1983

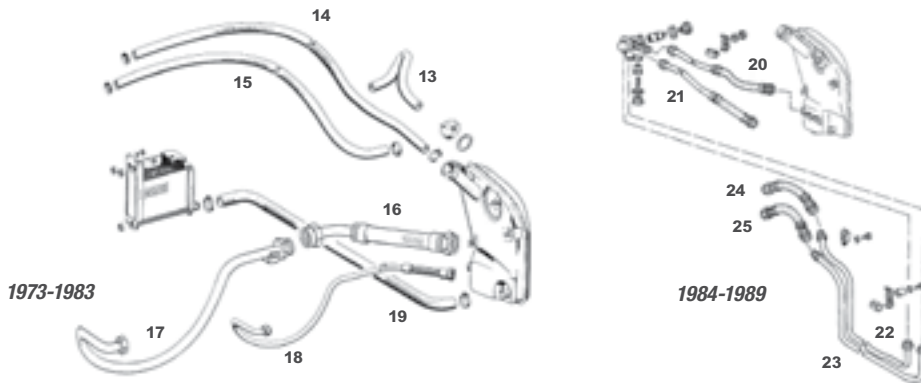
13	911.107.393.00.....	Connecting hose, oil tank to air filter.....	911T 1973 (w/CIS injection), 1974-1977
	930.107.395.00.....	Connecting hose, oil tank to air filter.....	911 Turbo 1976-1977
	930.107.399.00.....	Connecting hose, oil tank to air filter.....	911T 1973 (w/carburetors), 911SC 1978-1983
	930.107.395.01.....	Connecting hose, oil tank to air filter.....	911 Turbo 1978-1983
14	901.107.394.00.....	Connecting hose, engine to oil tank.....	1973-1979 (except Turbo)
	930.107.393.00.....	Connecting hose, engine to oil tank.....	911 Turbo 1978-1983
	930.107.397.01.....	Crankcase ventilation hose.....	911 Turbo 1978-1983
15	999.236.008.50.....	Connecting hose, engine to oil tank.....	911 Turbo 1976-1977

Note: The '76-'77 911 Turbo has a replacement metal air cleaner cover.

	930.107.394.05.....	Breather hose.....	911T, 1976-1977
16	911.107.728.00.....	Oil pipe.....	1973-1974

Note: The above pipe and part #911.107.739.10 (item #17 below) were originally one piece for the 1973 911 but have been superseded to the two separate pieces as used on the 1974 car.

	911.107.742.10.....	Oil pipe.....	1975-1977 (except California cars)
	911.107.728.00.....	Oil pipe.....	1975-1977 (California cars)
	911.107.728.00.....	Oil pipe.....	1975-1977 (California cars)
17	911.107.739.10.....	Oil pipe.....	1973-1974
	930.107.741.11.....	Oil pipe.....	1975-1977 (except California cars), 911SC 1978-1983
	911.107.744.10.....	Oil pipe.....	1975-1977 (California cars), 911 Turbo 1978-1983



1969-1973

911.207.025.01	Oil cooler pressure line, inside rocker	1972
911.207.043.01	Oil line front cooler along rocker panel	1969-1973
911.207.044.01	Oil return line cooler along rocker panel	1969-1973
999.702.033.50	Grommet for oil line	1969-1973

19	911.107.233.00	Suction hose, oil tank to cooler	1973-1977 (including Turbo), 911SC 1978-1983
	930.107.233.02	Suction hose, oil tank to cooler	911 Turbo 1978-1983

1984-1989

20	911.107.730.11	Oil line	1984-1989
21	930.107.743.12	Oil line	1984-1989 (except Turbo)
	930.107.743.10	Oil line	911 Turbo 1984-1989
22	930.207.046.02	Return pipe	1984-1989
23	930.207.045.01	Oil feed tube	1984-1989
24	930.207.113.00	Oil line	1984-1989
25	930.207.111.00	Oil line	1984-1989






Bulk Oil Hose

The hose & fittings listed below are from Cohnen, the original supplier to Porsche. Hose is sold by the meter. The proper crimping tool is required for assembly of hose.

SIC.284.060.0	Cam feed lines nominal I.D. – 08mm
SIC.276.160.0	Small oil hoses ('66-'71) nominal I.D. – 18mm
SIC.284.200.0	Large oil hoses nominal I.D. – 22mm

Fittings

Below are photographs of the different types of fittings available (with the exception of the 45 degree elbow which is not pictured but is the same type as the 90 degree elbow)

 <p>1 Ferrules SIC.801.100.0 Ferrule for fuel pump hoses SIC.801.145.0 Ferrule for cam feed lines SIC.801.280.0 Ferrule for small oil hoses SIC.801.330.0 Ferrule for large oil hoses</p>	 <p>2 Elbows SIC.840.160.090 90° elbow for small oil hoses SIC.840.200.090 90° elbow for large oil hoses SIC.840.160.091 45° elbow for small oil hoses SIC.840.200.091 45° elbow for large oil hoses</p>	 <p>3 Straight Nipples SIC.810.160.0 Straight nipple for small oil hoses SIC.810.200.0 Straight nipple for large oil hoses</p>	 <p>4 Nuts SIC.831.160.0 Nut for small oil hoses SIC.830.200.0 Nut for large oil hoses</p>	 <p>5 Double Male Couplers SIC.050.202.0w Double male coupler for large oil hoses</p>
---	--	--	--	--

Oil Coolers & Components

Oil Coolers

901.107.041.03	Oil cooler with straight threaded fitting	1966-1971
901.107.041.02	Oil cooler with slip on fitting	1972-1989
911.107.047.00	Front oil cooler, trombone style	1970-1973
911.107.041.00	Oil cooler with straight slip on fitting	1972-1989
SIC.107.041.02	Oil cooler, high efficiency core, threaded fitting	1965-1971

Note: Late 911's with the slant nose (option #M505) use a different oil cooler.



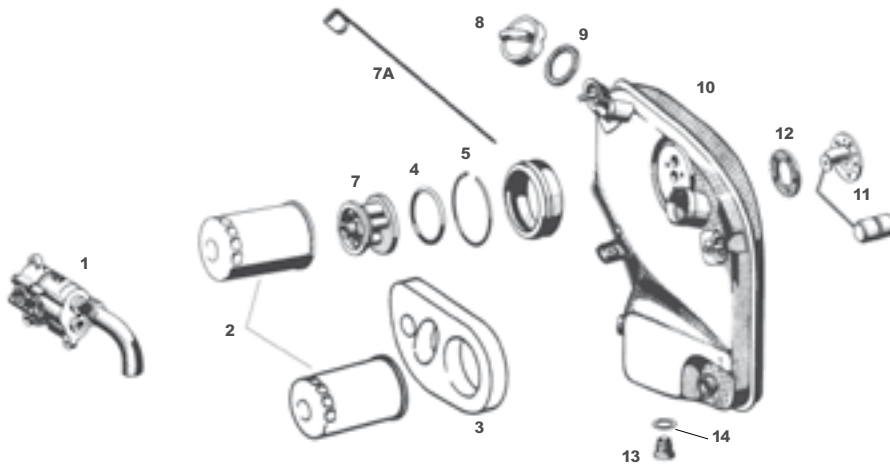
911.107.047.00



901.107.041.03



SIC.107.041.02



Oil Pumps


1	901.107.002.06	Oil pump	1965-1975
	911.107.008.05	Oil pump	1976-1989 (including 1976-1977 Turbo)
	930.107.008.04	Oil pump	911 Turbo 1978-1989

Oil Filters

2	901.107.203.09	Oil filter	1965-1971
	901.107.203.10	Oil filter, Purolator Micronic red	1965-1971
	930.107.764.01	Oil filter	1972-1989
	930.107.764.03	Oil filter, Purolator Micronic red	1974-1989 964 1990-1994
	993.107.203.03	Oil filter	1994-1998
	993.207.201.02	Oil filter, large, Mahle-Knecht	1994-1998
3	911.107.192.03	Gasket between tank & inner fender	1973-1989
4	999.701.100.50	Filter console to tank o-ring	1966-1971, 1973
5	901.107.281.00	Spring	1965-1971
6	901.107.291.00	Gasket between tank & inner fender	1965-1971
7	911.107.671.00	Oil filter console	1973

Dipsticks

7A	901.107.770.00	Dipstick	1966-1971
	911.207.041.00	Dipstick	1972
	930.107.731.00	Dipstick	1973-1980
	930.107.731.01	Dipstick	1981-1989



Oil Tank Caps (#8) & Seals (#9)

	901.201.271.00	Oil tank cap	1966-1971
	901.201.272.00	Oil tank cap seal	1966-1971
	PCG.207.271.00	Oil tank cap	1972
	911.207.901.01	Oil tank cap seal	1972
	911.107.072.02	Oil tank cap, twist on type	1973-1983, 911 Turbo 1976-1989
	930.107.272.01	Oil tank cap seal for twist on type	1973-1983, 911 Turbo 1976-1989
	944.107.091.01	Oil tank cap, screw on type	1984-1989 (except Turbo)
	999.701.846.40	Oil tank cap seal for screw on type	1984-1989 (except Turbo)

Oil Tanks

10	911.107.001.69	Oil tank, Porsche Classic part	1965-1971
	911.207.010.06	Oil tank	1972
	SIC.207.010.00	Oil tank, German reproduction	1972
	911.207.070.00	Oil tank restraining strap	1972
	911.207.387.00	Oil tank filler gasket	1972
	911.107.006.31	Oil tank, with threaded neck	1973-1989 (except Turbo)
	SIC.107.006.26	Oil tank, German reproduction, threaded neck	1973-1989 (except Turbo)
	SIC.107.006.30	Oil tank, German reproduction	1973-1977
	930.107.006.07	Oil tank	911 Turbo 1978-1989

Oil Tank Level Sending Units


11	901.641.541.00	Oil tank level sending unit, includes gasket	1966-1972
	911.641.541.02	Oil tank level sending unit, includes gasket	1973-1989
12	SIC.201.891.00	Oil tank level sending unit gasket	1965-1989
13	911.107.176.03	Drain plug- late style	1965-1983
14	900.123.011.30	Oil drain sealing ring	1965-1989

Oil Lines, Clamps and Mounts


901.107.301.12	Oil suction line from tank to engine	1965-1971
901.207.025.01	Oil pressure line from engine to tank	1972
911.207.043.01	Oil line from cooler to engine	1969-1973
911.207.044.01	Oil line return line from cooler to engine	1969-1973
901.107.331.12	Oil pressure line from engine to tank	1965-1968
901.107.394.00	Oil tank vent hose various fitments	1965-1977
999.236.008.50	Connecting hose engine to oil tank, sold by the meter	1965-1983
901.107.694.00	Oil tank vent hose	1965-1989
911.107.393.01	Oil tank to air filter hose	1973-1977
SIC.107.233.00	Oil tank to cooler hose	1970-1989
930.207.385.01	Oil tank to air filter	1984-1989



911.107.006.31




SIC.207.010.00



911.641.541.02



999.236.008.50



911.107.001.69



SIC.107.006.30



901.641.541.00



911.107.393.01



SIC.107.006.26



901.107.301.12



901.107.331.12



930.207.385.01

Spark Plugs (As designated by Porsche)

999.170.186.90.....	911, 911L.....	1965-1968
999.170.128.90.....	911S.....	1967-1968
999.170.165.90.....	911.....	1968-1971
999.170.128.90.....	911E/S.....	1969-1973
999.170.128.90.....	911T.....	1972-1973
999.170.049.90.....	911.....	1974-1975
999.170.017.90.....	911S.....	1974-1977
999.170.017.90.....	Carrera.....	1974-1975
999.170.156.90.....	912E.....	1976
999.170.128.90.....	Turbo 3.0.....	1976-1977
999.170.170.90.....	911SC.....	1978-1979
999.170.128.90.....	Turbo 3.3.....	US Models
999.170.165.90.....	911SC.....	1980-1983
999.170.156.90.....	911 Carrera.....	1984-1989
999.170.183.90.....	C2/C4, FR5DTC, 12 req'd.....	1989-1994
NLA.721.681.00.....	Bosch plug gap tool	

Oil Filters

930.107.764.01.....	Oil filter.....	1972-1989
901.107.203.09.....	Oil filter.....	1965-1971
N013.8272.....	Drain plug seal.....	1965-1989
930.101.391.01.....	Strainer gasket.....	1965-1983

Air Filters

901.108.955.11.....	Air filter.....	1965-1973 early
911.110.185.02.....	Air filter.....	1973-1983 (CIS)
930.110.393.00.....	Air filter.....	1984-1989 (DME)
930.110.185.02.....	Air filter.....	Turbos, 3.0/3.3
964.110.327.01.....	Air filter.....	1989-1994



Fuel Filters

PCG.110.909.10.....	1969-1973, Mech. inj.
911.110.184.00.....	CIS, original short filter
911.110.176.00.....	1975-1976, Not Turbo
911.110.176.02.....	1977, Not Turbo
930.110.139.00.....	1976-1980, Turbo
928.110.147.05.....	1981-1989, Turbo
930.110.076.00.....	1978-1980, CIS
928.110.147.05.....	1981-1983, CIS
928.110.253.04.....	1984-1989, DME

Air Pump Filter

930.113.401.00.....	All models, 1975-1989
---------------------	-----------------------

Belts

Alternator Belts and Components

999.192.013.50.....	Alternator belt (9.5x 710), original style, non-cogged.....	1965-1975
999.192.097.50.....	Alternator belt (9.5x725).....	911 1976-1979
999.192.176.50.....	Alternator belt (9.5x710).....	911 1980-1989
999.192.176.50.....	Alternator belt (9.5x710).....	911 Turbo US models
901.603.421.01.....	Single pulley, outer half.....	1965-1974
911.106.207.00.....	Double pulley, outer half (not California).....	1975
911.106.208.00.....	Double pulley, outer half (not California).....	1976-1977
911.106.207.02.....	Double pulley, outer half (California).....	1975
901.105.561.00.....	Adjusting shims-as needed.....	1965-1975
911.106.212.00.....	Adjusting shims-as needed.....	1976-1977
930.106.564.00.....	Adjusting shims- as needed.....	911 Turbo 3.0 1976-1977

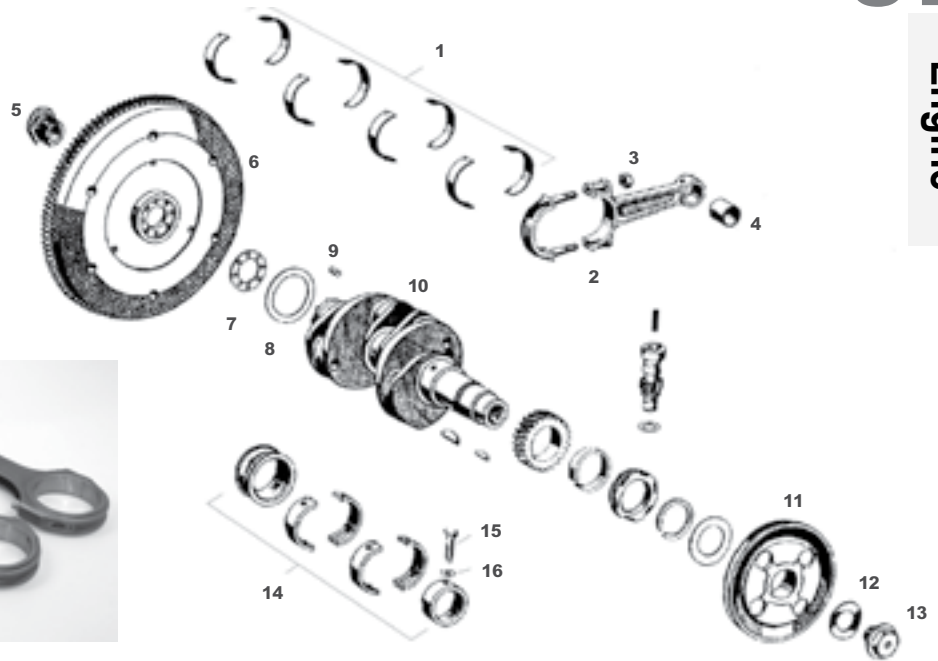
Air Pump Belts and Components

999.192.006.50.....	Air pump belt.....	1968
900.192.005.50.....	Air pump belt, 9.5x975.....	1975 (except California cars)
999.192.018.50.....	Air pump belt, 9.5x925.....	1975 (California cars only)
900.192.021.50.....	Air pump belt (not Turbo).....	911 1976-1984
999.192.131.50.....	Air pump belt.....	911 Turbo 3.3 1978-1989

A/C Belts

900.192.027.50.....	A/C belt, factory, York comp.....	1974-1983
999.192.254.50.....	A/C belt, as above.....	1984-1989
900.192.027.50.....	A/C belt, Turbo.....	1976-1977
999.192.305.50.....	A/C belt, Turbo.....	1978-1983
999.192.255.50.....	A/C belt, Turbo.....	1984-1989

- 2 NLA.103.012.06
Beam connecting rod set of 4 by Crower
- 5 NLA.102.025.02
High performance gland nut by Scat
- 10 NLA.102.015.05
Scat high performance crankshaft



Bearings

Rod Bearing Sets

- 1 616.103.142.02.SETRod bearings, standard
616.103.142.52.SETRod bearings, 1st under (0.25mm)
616.103.142.62.SETRod bearings, 2nd under (0.50mm)
613.103.142.72.SETRod bearings, 3rd under (0.75mm)
- 2 616.103.012.02Connecting rods, late style, 4 req'd
- 3 502.03.114Connecting rod nuts, factory, 8 req'd

Note: Connecting rod nuts must be replaced every time they are removed. Do not reuse old rod nuts.

- 4 SIC.103.131.01Solid wrist pin bushings, 4 req'd
- 5 NLA.102.025.01Stoddard gland nut, w/special washer

Note: The gland nut must be replaced every time it is removed. Do not reuse the old gland nut.

- 6 616.102.204.01Flywheel, 200mm

Note: If you resurface your 912 flywheel, put a steel washer of the same thickness as the material removed under the release fork pivot ball to insure proper clutch fork operation.

- 7 502.02.301Metal flywheel gasket
- 8 Flywheel Spacer

Note: Use only one flywheel spacer to achieve proper crankshaft end play.

- | | |
|------------------------|-------------------------|
| 369.02.107.1.....8mm | 369.02.107.5.....1.0mm |
| 369.02.107.2......85mm | 369.02.107.6.....1.05mm |
| NLA.02.107.3.....9 mm | NLA.02.107.7.....1.1mm |
| 369.02.107.4......95mm | NLA.02.107.8.....1.15mm |

- 9 900.109.004.00Dowel pin for flywheel, 8 req'd
- 10 616.102.015.01Crankshaft
NLA.102.015.01Crankshaft, aftermarket

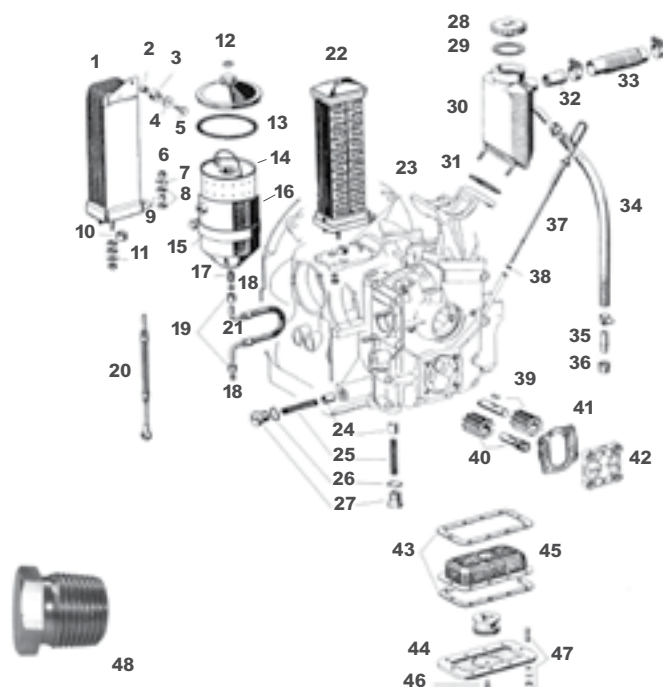
Note: The aftermarket 912 crankshaft is an economical replacement for the original. It is Brazilian forged and German machined.

- 11 539.02.113Pulley
- 12 539.02.111Washer
- 13 539.02.112Bolt


Main Bearings

Note: Non-standard bearings may be difficult to obtain.

- 14 616.100.138.00Standard
616.100.138.50Inside .25mm/outside standard
616.100.138.55Inside .50mm/outside standard
616.100.138.65Inside .75mm/outside standard
616.100.138.60Inside standard/outside .25mm
616.100.138.70Inside .25mm/outside .25mm
616.100.138.75Inside .50mm/outside .25mm
- 15 539.01.115Set screw for bearing #4
- 16 900.028.024.01Washer for above set screw



Oil Cooler – Late 912
 NLA.107.041.00
 From eng. # 753004



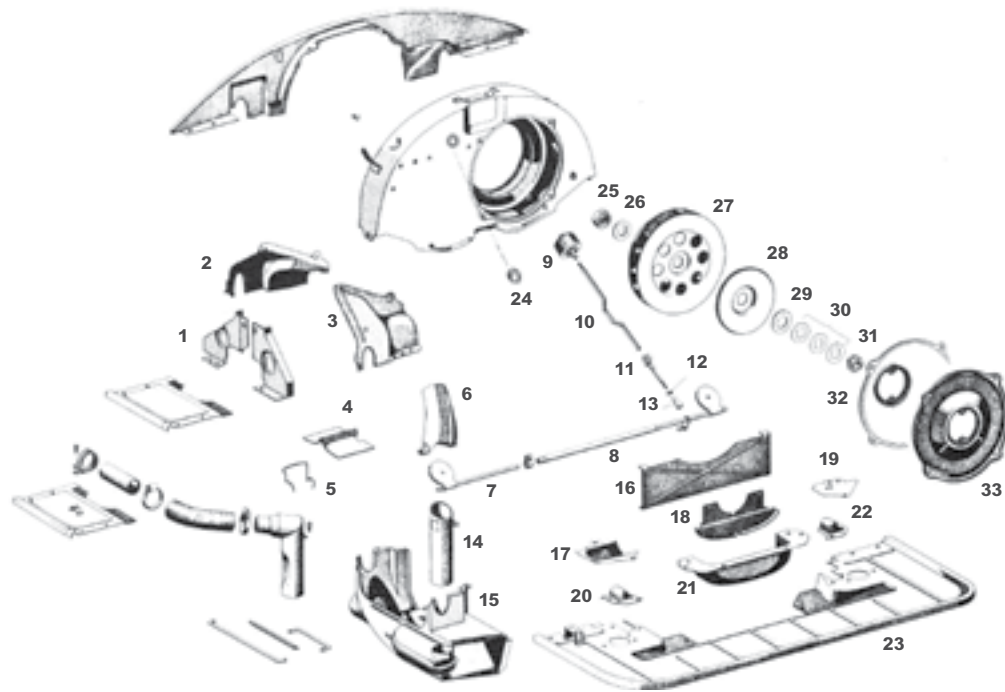
Deep Oil Sump Kit
 NLA.101.039.99
 Billet high performance deep oil sump kit includes hardware, gasket and magnetic drain plug.

1 NLA.107.041.00..... Oil cooler aluminum

Note: See photo

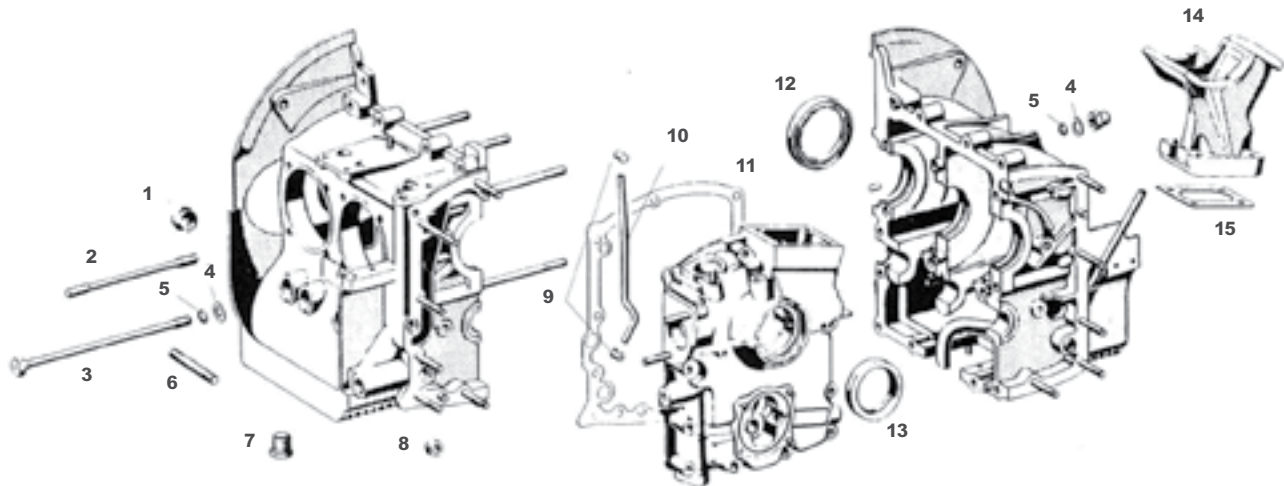
- 2 616.107.542.00..... Distance bushing
- 3 NLA.107.543.00..... Rubber bushing
- 4 999.025.048.02..... Washer
- 5 616.107.544.00..... Special bolt
- 6 900.910.012.02..... Nut, 3 req'd
- 7 616.107.545.00..... Special washer
- 8 999.701.142.40..... O-ring, 6 req'd
- 9 616.107.541.00..... Bushing
- 10 999.704.132.50..... Seal ring
- 11 999.025.049.02..... Washer, 2 req'd
- 12 900.123.019.20..... Copper washer for cover, H-filter 16x22mm
- 900.123.006.25..... Copper washer for cover, Fram 12x18mm
- 13 546.07.829..... Filter gasket, included with filter cartridge
- 14 546.07.827..... Filter cartridge, includes gasket
- 15 546.09.301..... Strap for oil canister
- 16 546.07.800..... Complete oil filter assembly, with cartridge
- 17 900.105.001.02..... Fitting, outlet oil line to oil canister, 2 req'd
- 18 900.102.001.02..... Sleeve, 3 req'd
- 19 900.104.001.02..... Nut for sleeve, 3 req'd
- 20 616.07.818..... Inlet oil line with sleeve and nut, original braided steel
- 21 539.07.826..... Outlet oil line w/sleeve and nut, original braided steel

- 22 PCG.107.912.50..... Oil cooler kit - from Porsche
- 23 616.01.123..... Seal ring, early style oil cooler, 2 req'd fits early 912 (to eng. #753003)
- 24 616.107.511.00..... Oil pressure relief piston, 2 req'd
- 25 999.521.016.00..... Oil pressure relief spring, 2 req'd
- 26 900.123.025.70..... Copper washer, 2 req'd
- 27 999.064.010.02..... Plug, 2 req'd
- 28 PCG.207.271.00..... Oil cap with gasket
- 29 901.201.272.00..... Gasket for oil cap
- 30 616.107.079.03..... Oil breather
- 31 616.107.792.01..... Oil breather base gasket
- 32 901.107.729.00..... Fitting
- 33 SIC.107.700.00..... Breather hose with adapter
- 34 N.020.359.1..... Hose, sold by the meter
- 35 616.107.727.00..... Connecting pipe, breather hose to cylinder head
- 36 999.702.047.50..... Grommet
- 37 616.07.070..... Dip stick (inquire)
- 38 539.07.709..... Dip stick seal
- 39 616.107.016.00..... Upper oil pump gear
- 40 616.107.017.00..... Lower oil pump gear
- 41 616.107.902.01..... Oil pump cover gasket
- 42 616.107.108.01..... Oil pump cover for cars with electric tach
- 43 539.01.152..... Oil sump gasket, 2 req'd
- 44 616.101.380.00..... Oil sump screen, with 16mm hole
- 45 839.01.150..... Oil sump cover
- 46 900.055.033.20..... Oil sump magnet rivet
- 47 NLA.061.054.01..... Oil sump hardware kit
- 48 539.01.133..... Drain plug O.E.
 NLA.01.133..... Drain plug reproduction



- | | | | | | |
|----|----------------|---|----|------------------------|--|
| 1 | 539.06.556 | Side Cover, 2 req'd | 18 | 616.106.812.00 | Cover plate below crankshaft pulley |
| 2 | 539.06.637 | Cover plate, right, flywheel end of engine | 19 | 616.106.647.00 | Cover plate |
| | 539.06.638 | Cover plate, left, flywheel end of engine | 20 | 616.106.743.00 | Covering cap, left |
| 3 | 539.06.639 | Cover plate, right, pulley end of engine | 21 | 616.106.069.00 | Central cover plate rear |
| | 539.06.640 | Cover plate, left, pulley end of engine | 22 | 616.106.744.00 | Covering cap, right |
| 4 | 506.06.105 | Deflector plate, left | 23 | 616.106.079.01 | Cover plate, eng., rear |
| | 506.06.106 | Deflector plate, right | 24 | 999.703.070.50 | Rubber plug |
| 5 | 506.06.108 | Retaining spring, 2 req'd | 25 | 616.106.181.00 | Nut for fan, fits cars w/350W generator |
| 6 | 546.06.062 | Air duct, 2 req'd | | 547.09.303 | Nut for fan, fits cars w/420W generator |
| 7 | 616.106.067.00 | Operating shaft w/flap, left | 26 | 546.06.203 | Carrier plate for gen. 1 req'd, fits cars w/350W generator |
| 8 | 616.106.068.00 | Operating shaft w/flap, right | 27 | 616.106.011.00 | Fan for cars w/350W generator* |
| 9 | 546.06.590 | Thermostat for carb preheat | | 616.106.023.00 | Fan for cars w/420W generator* |
| 10 | 546.06.591 | Rod connecting them. | 28 | 546.06.204 | Cover plate, fan for cars |
| 11 | 546.06.069 | Lower thermostat rod without ball socket | | 616.106.337.00 | Cover plate, fan for cars |
| 12 | N.011.005.14 | Lock nut | | w/420W generator | |
| 13 | 900.169.001.02 | Ball socket | 29 | 546.06.202 | Washer, 1 req'd |
| 14 | 546.06.063 | Air guide tube, left | 30 | 539.09.314 | Shims, 19 req'd |
| | 546.06.064 | Air guide tube, right | 31 | 539.06.201 | Hub for fan, for engines |
| 15 | 616.106.041.03 | Flapper box, left | | 616.106.201.00 | Hub for fan, for engines |
| | 616.106.042.03 | Flapper box, right | | w/420W generator | |
| | NLA.106.002.00 | Flapper box repair kit, double flap, 2 req'd | 32 | 616.106.125.00 | Fiber spacer at fan shroud |
| 16 | 539.06.526 | Bottom flange cover, fits between flapper box | 33 | 616.106.339.00 | Reinforcement flange for |
| | | | | 420W generator | |
| 17 | 616.106.077.00 | Cover plate/fuel pump | | 616.106.115.00 | Cover plate |

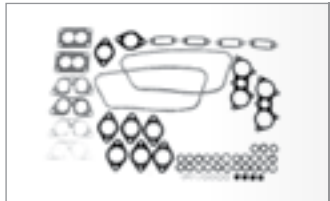
*Inquire for availability



Engine Ducting Screw Kit
NLA.369.002.00

Washers
25 req'd – Not in kit
900.025.004.80

Screw & Washer Kit
NLA.369.003.00



**Valve Grind Set
& Intake Valve Seals**
616.100.184.03



Engine Case Gasket Set
616.101.901.01

- | | | | |
|----|-----------------|-------|--|
| 1 | 539.01.132 | | Cam cover end plug |
| 2 | 539.01.118 | | Stud, cylinder head, 16 req'd |
| 3 | 616.101.171.00 | | Engine case tie bolt |
| 4 | 616.101.191.00 | | Beveled case washer, 7 req'd |
| 5 | 999.701.006.40 | | O-ring, 7 req'd |
| 6 | 999.061.034.01 | | Stud, engine to transmission,
2 req'd |
| 7 | 539.01.133 | | Oil drain plug |
| 8 | 616.01.123 | | Rubber seal for oil galley,
2 req'd |
| 9 | 616.01.115 | | Rubber seal for oil tube, 2 req'd |
| 10 | 616.01.114 | | Oil tube |
| 11 | 616.101.391.00* | | Gasket |
| 12 | 999.113.029.50* | | Oil seal, flywheel end |
| 13 | 999.113.012.50* | | Oil seal, pulley end |
| 14 | 616.101.216.01 | | Generator stand, 350W gen. |
| 15 | 539.01.125 | | Generator stand gasket |

912 Piston & Cylinder Set

These assemblies are manufactured by the original suppliers to Porsche AG and conform to strict factory specifications. They are sold in sets of matched assemblies, including fitted piston rings, circlips and wrist pins.

Displacement.....	1582cc
Compression	9.3:1
Cylinder material.....	Nikasil
Bore surface	Alloy
Piston design	3 ring short skirt
Manufacturer	Mahle
Set of 4 assemblies	616.103.904.06.SET

Copper Cylinder Base Gaskets

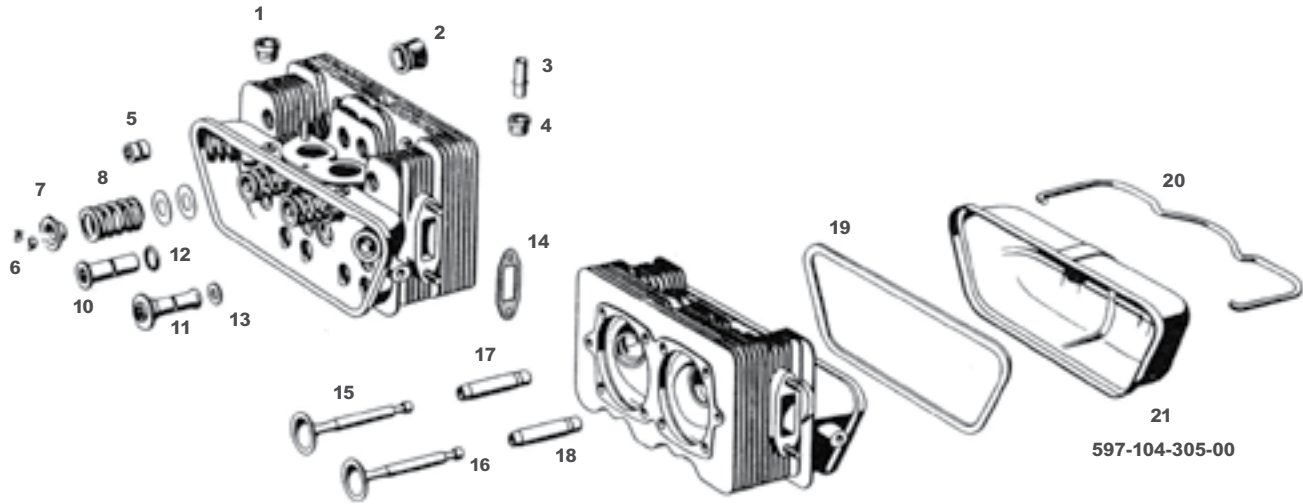
539.04.209.....	25mm thick
616.104.191.00.....	1.00mm thick

Piston Pins & Clips

616.103.321.01.....	Standard size with white color code
900.178.002.00.....	Circlip for piston pin, original type

Deves Piston Rings (1 set required per car)

SIC.103.185.80.....	82.50mm bore-1.50, 2.00, 4.0, 3 ring pistons
SIC.103.185.80.020.....	83mm, oversize big bore, 3 ring pistons



- 1 616.104.393.00 Plug for left cylinder head
- 2 616.105.491.02 Intake valve seal, 4 req'd
- 3 616.107.727.00 Connector tube, breather hose to right head
- 4 999.702.047.50 Grommet for above connector tube, 2 req'd

Note: The above grommet is also used for the left cylinder head plug.

- 5 901.104.382.0 Cylinder head nut, 8 req'd
- 6 901.105.417.00 Valve keeper, grooved, 16 req'd
- 7 616.105.422.00 Spring retainer, 8 req'd
- 8 616.105.432.03 Valve spring, 8 req'd
- 9 369.04.218 Valve spring shim, as req'd (up to 24)
- 10 616.104.383.00 Cylinder head nut, small head, 2 req'd
- 11 616.104.381.01 Cylinder head nut, large head, 6 req'd
- 12 539.04.203 O-ring for cylinder head nut, 8 req'd
- 13 999.031.062.02 Washer for cylinder head nut, 16 req'd

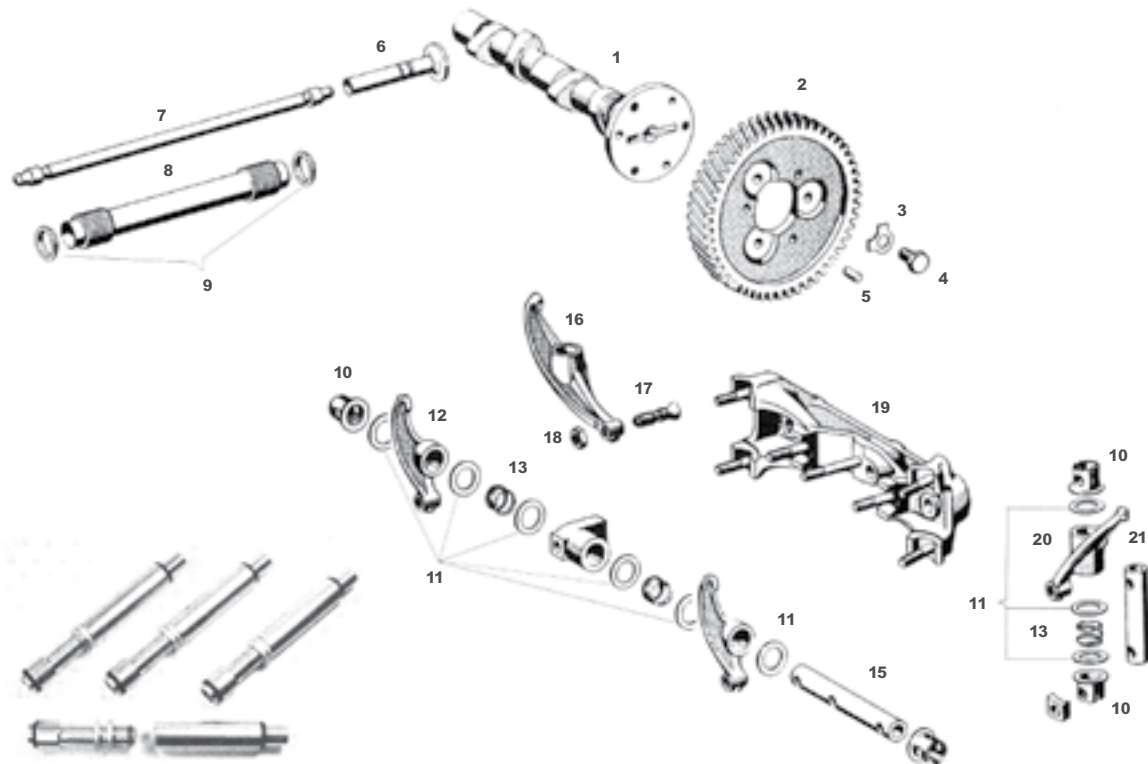
- 14 616.111.291.00 Exhaust flange gasket, 4 req'd
- 15 616.105.402.00 Intake valve, ATE No. 3044, 4 req'd
- 16 616.105.406.01 Exhaust valve, ATE No. 3048

Note: All Porsche valves have the ATE part numbers stamped near the top of the stem. The number on your old valve may differ with a 9 instead of a 0 for the second digit. There is no difference in specification.

Example: ATE3944 is the same valve as ATE3044.

- 17 616.104.321.00 Intake valve guide, 4 req'd
- 18 616.104.322.00 Exhaust valve guide, 4 req'd
- 19 616.104.951.00 Valve cover gasket, original type, 2 req'd
- NLA.104.951.00 Valve cover gasket, improved type made of cork/rubber composite with a steel core, no adhesive necessary, sold as a set of two.
- 20 NLA.04.240 Valve cover retaining spring, 2 req'd
- SIC.352.000.10 10mm x 1mm Steel plug
- 21 597.104.305.00 Valve cover, Porsche Classic

Notes:



Collapsible Push Rod Tubes

NLA.105.231.00

Note: Collapsible push rod tubes can be installed without removing the cylinder heads. They come complete with seals, which are different from the seals listed above for the factory push rod types. Seals for the collapsible push rod tubes are not available separately.

- 1 616.105.012.00Camshaft, 356SC-912 type
- 2 616.105.103.01Factory camshaft gear, size "0"
NLA.105.103.01Camshaft gear, size "0"
616.105.103.11Camshaft gear, size "-1"
616.105.103.21Camshaft gear, size "-2"
616.105.103.41Camshaft gear, size "+2"

Note: The camshaft gears come without dowel pin holes. Fit the gear to the individual camshaft. Holes for the dowel pins must be drilled.

- 3 999.039.001.00Locking plate, 3 req'd
- 4 900.075.453.00Hex bolt, 3 req'd
- 5 N.013.199.1Dowel pin, 3 req'd
- 6 539.05.210Valve lifter, 8 req'd

- 7 616.105.028.02Push rod, 8 req'd
- 8 616.105.231.00Push rod tube, factory style, 8 req'd
- 9 539.05.207Push rod tube seals, 16 req'd
- 10 616.105.312.00Spacer on rocker shaft, 12 req'd
- 11 539.05.236Spacer for rocker arm, .40mm thick
539.05.237Spacer for rocker arm, .60mm thick
- 12 616.105.037.00Rocker arm, 4 req'd
- 13 616.105.331.00Spring for rocker arm, 8 req'd
- 14 616.105.305.00Center bearing block, 2 req'd
- 15 NLA.105.321.00Rocker shaft, long repro., 2 req'd
- 16 616.105.034.01Rocker arm, long, 2 req'd
- 17 369.05.243Adjusting screw, 8 req'd
- 18 900.078.011.00Nut for adjusting screw, 8 req'd
- 19 616.105.031.03Rocker arm support, alloy, 2 req'd
- 20 616.105.033.01Rocker arm, short, 2 req'd
- 21 NLA.105.325.00Rocker shaft, short, repro., 4 req'd

K&N Air Filters

K&N filters have proven to be the finest replacement filter available. With annual maintenance K&N elements should last the lifetime of your Porsche.


- NLA.100.500.00..... K&N air filter for Solex 40P11-4 carburetors
- NLA.100.501.00..... K&N refill cartridge for NLA.100.500.00
- SIC.100.301.00..... K&N filter oil, 6 ½ ounces aerosol can
- SIC.100.302.00..... K&N filter cleaner, 32 ounce
- NLA.100.400.00..... K&N barrel style filter fits early 912



Round Style Element
61/4" & 3" – Late 912
616.108.932.00



Oval Wire Mesh Filter
For Solex 40P11-4 Carburetors,
Early 912
616.108.203.01 or
NLA.108.203.01




912/356 Valve Cover Gaskets
Original cork type, 2 required
616.104.951.00

912/356 Valve Cover Gaskets
Improved type, made of cork rubber composite with a steel core, no adhesive necessary.
Sold by the pair.
NLA.107.951.00

Einlass

Red Letters Einlass Decal
NLA.701.013.00



Deep Oil Sump Kit
NLA.101.039.99
Billet high performance deep oil sump kit includes hardware, gasket and magnetic drain plug.



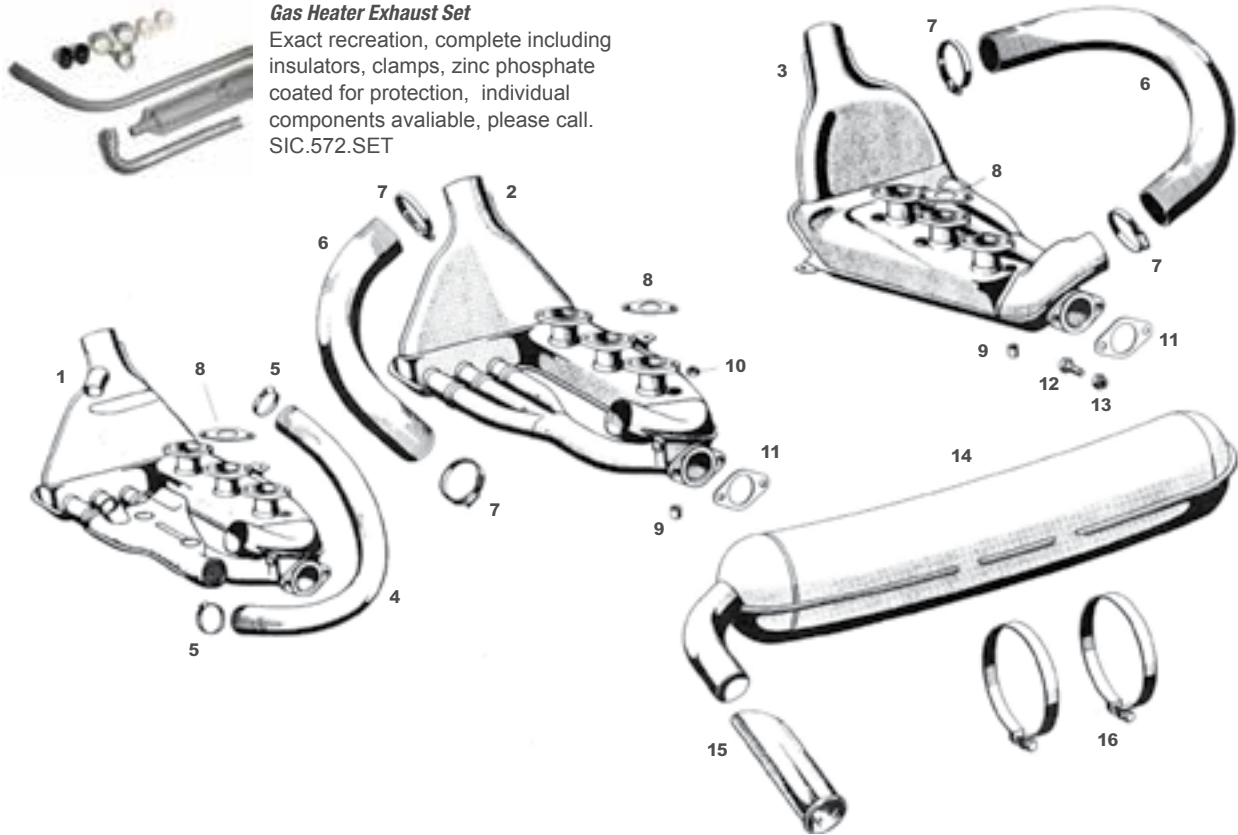
912/356 Generator Belt
999.192.006.50



912/356 Oil Filter Cartridge
Comes complete with gasket
546.07.827



912/356 Sump Gaskets
2 required
539.01.152



Gas Heater Exhaust Set

Exact recreation, complete including insulators, clamps, zinc phosphate coated for protection, individual components available, please call. SIC.572.SET

1965 – 1974

Stainless steel exchangers are sold in sets only.

1	911.211.021.14Left heat exchanger.....	1969-1973 (w/mechanical injection)
	SIC.211.021.00Heat exchanger set, high quality stainless steel reproduction.....	1969-1973 (w/mechanical injection)
2	911.211.021.60Left heat exchanger.....	1965-1971 (carbureted engines)
	SIC.211.022.00	Heat exchanger set, high quality stainless steel reproduction	1965-1971 (carbureted engines)
	SIC.211.021.00	Heat exchanger set, high quality stainless steel reproduction	1969-1973 (w.mechanical injection)
3	911.211.022.10Right heat exchanger	1965-1974
4	911.108.151.00Hose from heat exchanger to regulator housing	1969-1973 (w/mechanical injection)
5	999.512.348.02Clamp, 2 req'd	1969-1973 (w/mechanical injection)
6	901.211.194.00Hose, 2 req'd	1965-1974
7	999.512.349.02Clamp, 4 req'd	1965-1974
8	930.111.191.13Gasket, cylinder head to heat exchanger, 6 req'd	1965-1974
9	999.085.001.02Heat exchanger to cylinder head nut, 6 req'd.....	1965-1974

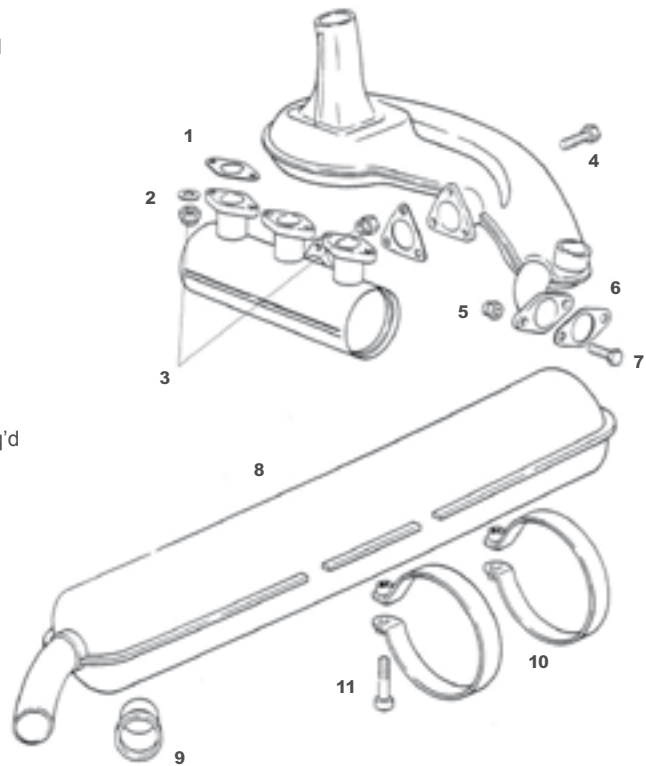
Note: An extra long 8mm inhex wrench (part #T52.419.008) is needed to reach through the access holes for the heat exchanger nuts listed above.

10	900.076.025.02Heat exchanger to cylinder head nut, 6 req'd.....	1965-1974
11	901.111.193.00Gasket, muffler to heat exchanger, 2 req'd.....	1965-1974
12	900.075.148.02Muffler to heat exchanger bolts, 4 req'd	1965-1974
13	999.084.002.02Nut for muffler to heat exchanger bolt, 4 req'd	1965-1974
14	911.111.025.00Muffler.....	1965-1973
	911.111.025.01Muffler.....	1974
	SIC.111.025.01Muffler, stainless steel reproduction	1974
15	901.111.245.01Chrome tip.....	1965-1973
	911.111.245.00Black tip.....	1974
16	901.111.157.04Muffler band, includes inhex allen bolts, 2 req'd.....	1965-1974
	900.067.161.02Muffler band bolt, 2 req'd.....	1965-1983

1975 – 1976 (California), 1977

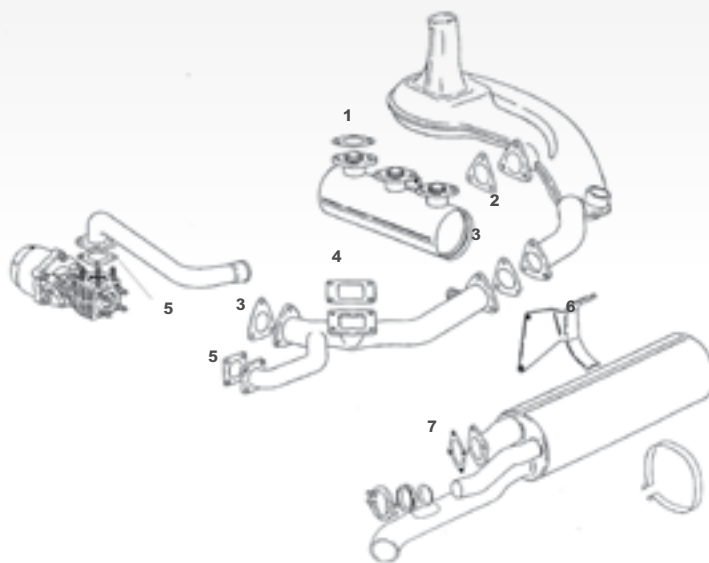
Note: According to the latest Porsche parts info, the '77 911 could have had either the heat exchanger type of exhaust or the thermo reactor type used on '75-'76 California cars.

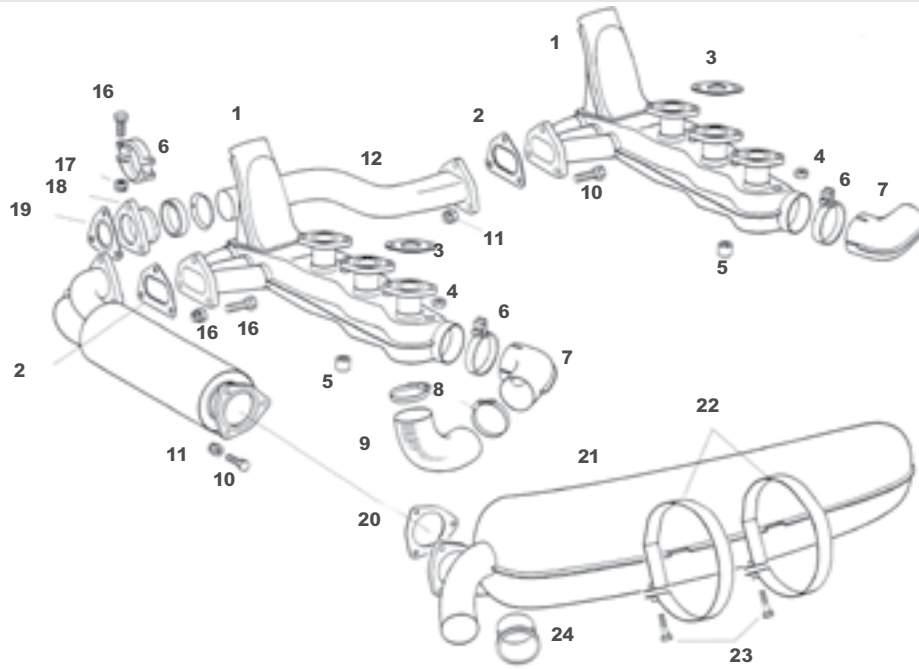
- 1 911.113.190.01 Gasket, reactor to cylinder head, 6 req'd
1975-1976 (Calif.), 1977
- 2 900.025.007.02 Washer, 12 req'd
1975 (Calif.)
- 900.031.001.02 Washer, 12 req'd
1976 (Calif.), 1977
- 3 999.084.052.02 Locking nut, 12 req'd
1975-1976 (Calif.), 1977
- 4 N.010.335.5 Bolt, 6 req'd
1975-1976 (Calif.), 1977
- 5 999.084.002.02 Nut, 4 req'd
1975-1976 (Calif.), 1977
- 6 901.111.193.00 Gasket, heat exchanger to muffler, 2 req'd
1975-1976 (Calif.), 1977
- 7 900.075.148.02 Bolt, 4 req'd
1975-1976 (Calif.), 1977
- 8 911.111.025.02 Muffler
1975-1976 (Calif.), 1977
- 9 911.111.245.00 Black tip
1975-1976 (Calif.), 1977
- 10 901.111.157.04 Muffler clamp
1975-1976 (Calif.), 1977
- 11 900.067.161.02 Bolt, 2 req'd
1975-1976 (Calif.), 1977



911 Turbo 1976 – 1979

- 1 911.113.190.01 Gasket, reactor to cylinder head, 6 req'd
911 Turbo 1976-1979
- 2 930.111.162.01 Gasket, heat exchanger to reactor, 2 req'd
911 Turbo 1976-1979
- 3 930.111.160.01 Gasket, heat exchanger to pipe, 2 req'd
911 Turbo 1976-1979
- 4 930.123.192.05 Gasket
911 Turbo 1976-1979
- 5 930.123.194.06 Gasket, to wastegate, 2 req'd
911 Turbo 1976-1979
- 6 930.111.154.01 Muffler support
911 Turbo 1976-1977
- 930.111.154.03 Muffler support
911 Turbo 1978-1979
- 7 930.123.191.05 Gasket, to muffler
911 Turbo 1976-1979





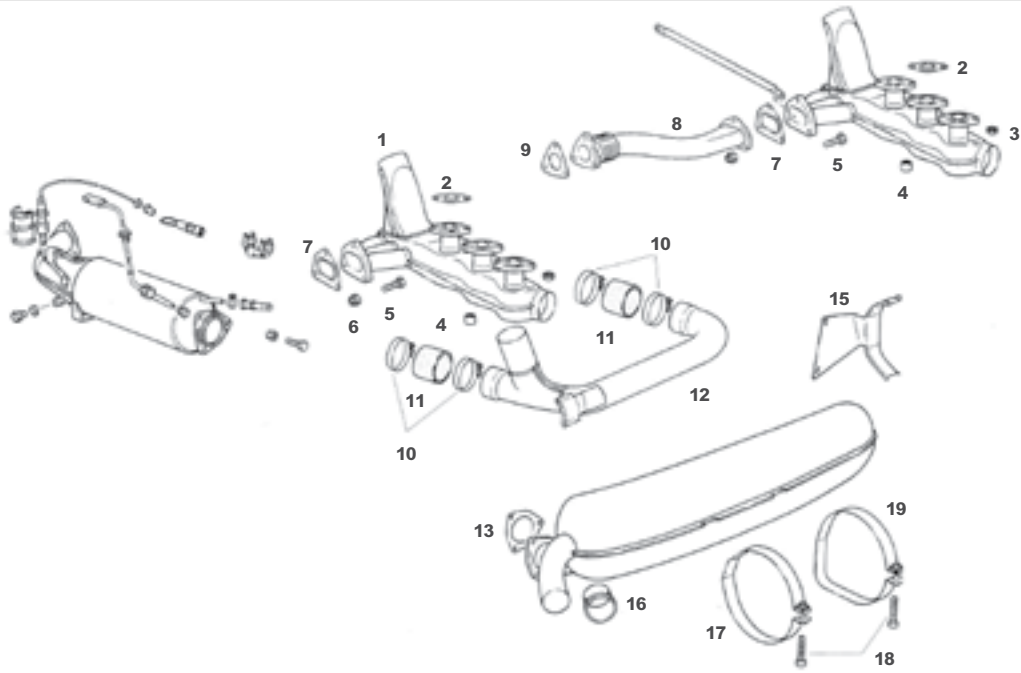
1975 – 1983

Note: According to the latest Porsche parts info, the '77 911 could have had either the heat exchanger type of exhaust or the thermo reactor type used on '75-'76 California cars.

1	930.211.025.01	Heat exchanger, 2 req'd	1975-1979
	SIC.211.025.01	Heat exchanger, high quality stainless steel reproduction, 2 req'd	1975-1979
	930.211.025.02	Heat exchanger, 2 req'd	1980-1983
	SIC.211.025.02	Heat exchanger, high quality stainless steel reproduction, 2 req'd	1980-1983
2	930.111.192.06	Gasket, 2 req'd	1975-1983
3	930.111.191.13	Gasket, cylinder head to heat exchanger, 6 req'd	1975-1983
4	900.076.064.02	Heat exchanger to cylinder head nut, 6 req'd	1975-1983
5	999.085.001.02	Heat exchanger to cylinder head nut, 6 req'd	1975-1983

Note: An extra long 8mm inhex wrench (part #T52.419.008) is needed to reach through the access holes for the heat exchanger nuts listed above.

6	999.512.246.02	Clamp, 2 req'd	1975-1983
7	911.211.131.00	Connection tube, 2 req'd	1975-1983
8	999.512.349.02	Clamp, 2 req'd	1975-1983
9	911.211.553.00	Flexible pipe	1975-1983
10	N.040.222.2	Bolt, 12 req'd	1975-1983
	900.074.282.02	Bolt, 12 req'd	1978-1983
11	999.084.052.02	Nut, 12 req'd	1975-1977
	900.910.097.02	Nut, 12 req'd	1978-1983
12	930.111.163.02	Pipe	1976-1983
	930.111.169.05	Pipe	1984-1989
13	911.111.188.02	Support washer	1975-1983
14	911.111.189.03	Sealing ring	1975-1983
15	911.111.187.00	Clamp, 2 req'd	1975-1977
	930.111.187.00	Clamp, 2 req'd	1978-1983
16	900.075.343.02	Bolt, 2 req'd	1975-1977
	900.074.267.02	Bolt, 2 req'd	1978-1983
17	900.910.096.02	Locking nut, 2 req'd	1975-1983
18	911.111.186.00	Compensating socket	1975
	SIC.111.157.01	Compensating socket	1976-1983
19	930.111.193.07	Gasket	1978-1983
20	911.111.191.01	Gasket, muffler to converter	1975-1983
21	930.111.022.00	Muffler	1975-1983
	SIC.111.022.00	Muffler, stainless steel reproduction	1975-1983
22	901.111.157.04	Muffler band, 2 req'd	1975-1983
23	900.067.161.02	Muffler band bolt, 2 req'd	1975-1983
24	911.111.245.00	Black tip	1975-1983

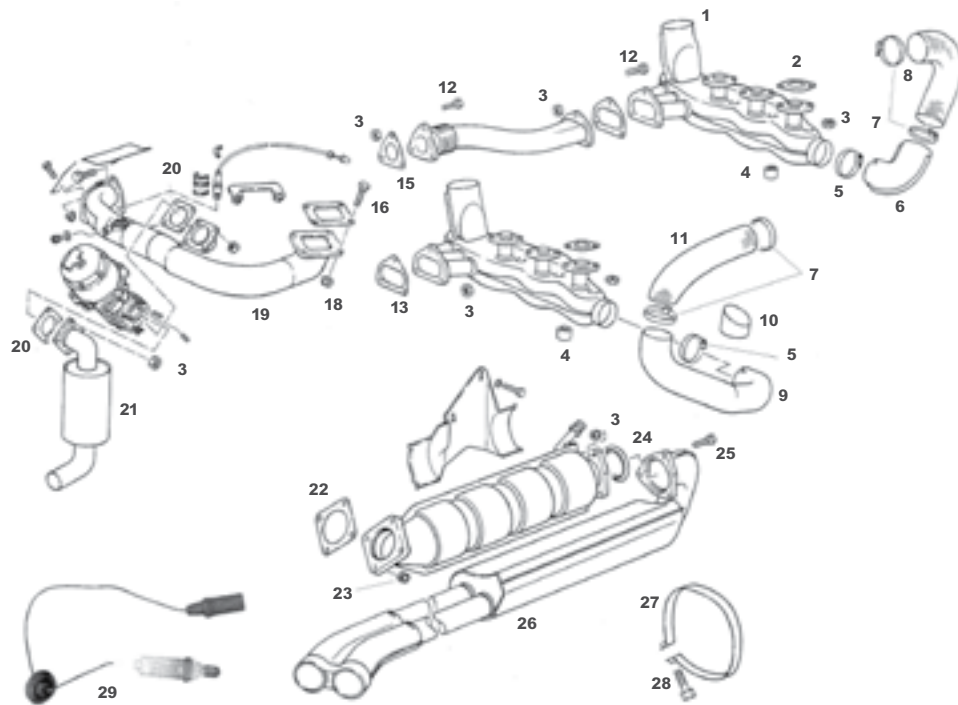


1984 – 1989

1	930.211.029.01	Heat exchanger, 2 req'd	1984-1989
	SIC.211.025.03	Heat exchanger, high quality stainless steel reproduction, 2 req'd	1984-1989
2	930.111.191.12	Gasket, heat exchanger to cylinder head, 6 req'd	1984-1989
3	900.076.025.02	Hex nut, 6 req'd	1984-1989
4	999.085.001.02	Hex nut, 6 req'd	1984-1989
	999.702.027.50	Grommet, gas heater and engine shroud	1984-1989

Note: An extra long 8mm inhex wrench (part #T52.419.243) is needed to reach through the access holes for the heat exchanger nuts listed above.

5	900.074.282.02	Hex head bolt, 9 req'd	1984-1989
6	900.910.097.02	Nut, 9 req'd	1984-1989
7	930.111.192.06	Gasket, 2 req'd	1984-1989
8	930.111.169.05	Pipe	1984-1989
9	930.111.193.07	Gasket	1984-1989
10	N.024.522.1	Hose clamp, 4 req'd	1984-1989
11	930.211.339.01	Rubber sleeve, 2 req'd	1984-1989
12	930.211.335.00	Air control tube	1984-1989
13	911.111.191.01	Gasket	1984-1989
14	930.111.043.00	Muffler	1984-1989
15	930.111.154.06	Support	1984-1989
16	911.111.245.00	Tail pipe tip	1984-1989
17	930.111.159.00	Muffler clamp, left	1984-1989
18	900.067.161.02	Muffler clamp bolt, 2 req'd	1984-1989
19	930.111.175.00	Muffler clamp, right	1984-1989
	SIC.111.160.00	Clamp set	1984-1989

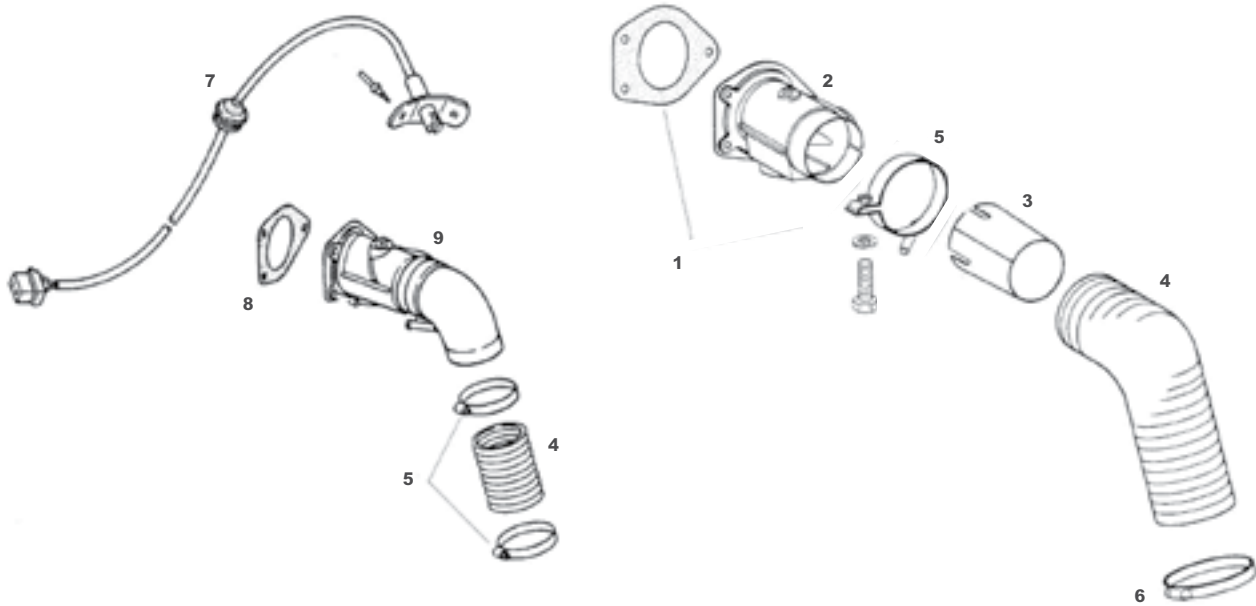


911 Turbo 1986 – 1989

1	930.211.033.01	Heat exchanger, 2 req'd	911 Turbo 1986-1989
2	930.111.191.13	Gasket, cylinder head to heat exchanger, 6 req'd	911 Turbo 1986-1989
3	900.910.097.02	Lock nut, 26 req'd	911 Turbo 1986-1989
4	999.085.001.02	Inhex nut, 6 req'd	911 Turbo 1986-1989

Note: An extra long 8mm inhex wrench (part #T52.419.008) is needed to reach through the access holes for the heat exchanger nuts listed above.

5	999.512.246.02	Hose clamp, 2 req'd	911 Turbo 1986-1989
6	911.211.131.00	Adapter	911 Turbo 1986-1989
7	999.512.349.02	Hose clamp, 4 req'd	911 Turbo 1986-1989
8	901.211.194.00	Heater hose	911 Turbo 1986-1989
9	930.211.123.00	Hot air line	911 Turbo 1986-1989
10	930.211.197.00	Hose	911 Turbo 1986-1989
11	930.211.196.00	Heater hose	911 Turbo 1986-1989
12	900.074.282.02	Bolt, 9 req'd	911 Turbo 1986-1989
13	930.111.192.06	Gasket, 2 req'd	911 Turbo 1986-1989
14	930.111.169.05	Pipe	911 Turbo 1986-1989
	930.111.163.02	Int. pipe without flange	911 SC 1986-1989
15	930.111.193.07	Gasket	911 Turbo 1986-1989
16	900.074.284.02	Bolt, 4 req'd	911 Turbo 1986-1989
17	930.123.192.05	Gasket	911 Turbo 1986-1989
18	900.910.099.02	Bolt, 6 req'd	911 Turbo 1986-1989
19	930.111.003.05	Pipe	911 Turbo 1986-1989
20	930.123.194.06	Gasket, 2 req'd	911 Turbo 1986-1989
21	930.123.063.01	Muffler	911 Turbo 1986-1989
22	930.123.191.05	Gasket	911 Turbo 1986-1989
23	900.910.099.02	Nut, 4 req'd	911 Turbo 1986-1989
24	930.111.180.00	Gasket	911 Turbo 1986-1989
25	900.074.268.02	Bolt, 3 req'd	911 Turbo 1986-1989
26	930.111.038.05	Muffler	911 Turbo 1986-1989
27	930.111.155.01	Clamp	911 Turbo 1986-1989
28	900.067.161.02	Bolt	911 Turbo 1986-1989
29	911.606.123.00	Oxygen sensor	1980-1983
	928.606.124.00	Oxygen sensor	1984-1985
	965.606.126.01	Oxygen sensor	1986-1989 (including Turbo)



911 & 912 Heater Valves

1	SIC.211.051.00	Heater valve installation kit, includes fasteners	912 1965-1969, 911 1965-1986
	901.211.028.22	Heater valve replacement flap, left or right	912 1965-1969, 911 1965-1986
	901.211.255.21	Heater valve flap bearing, white plastic, top or bottom	912 1965-1969, 911 1965-1986
	999.507.222.02	Heater valve flap shaft retaining clip	912 1965-1969, 911 1965-1986

Note: Heater valve installation kits include hardware and gasket.

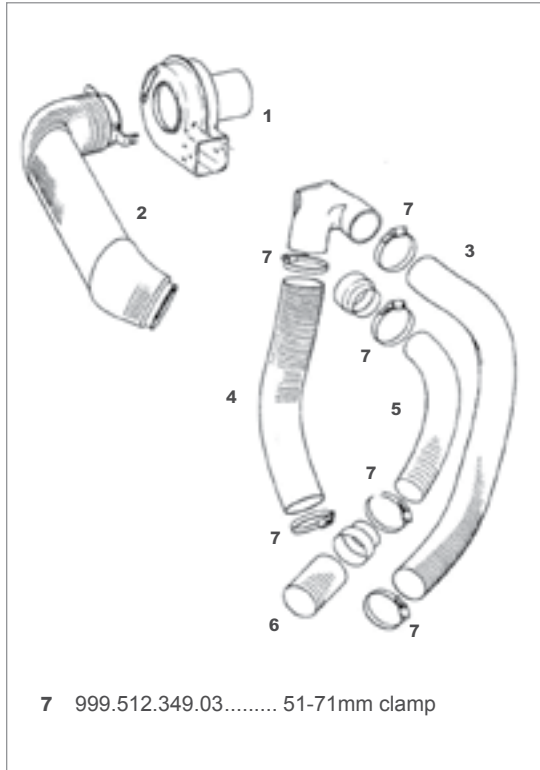
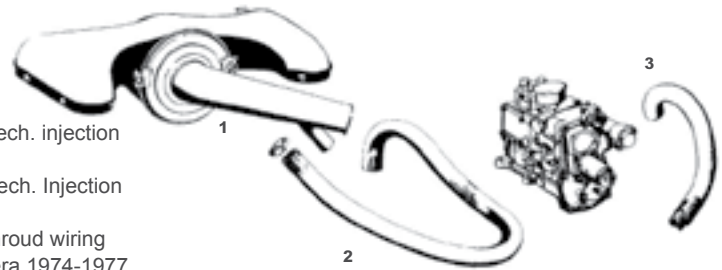
2	901.211.007.22	Heater valve, left, correct red finish	912 1965-1969, 911 1965-1983
	901.211.008.22	Heater valve, right, correct red finish	912 1965-1969, 911 1965-1983
	SIC.211.007.22	Heater valve, left, black finish	912 1965-1969, 911 1965-1886
	SIC.211.008.22	Heater valve, left, black finish	912 1965-1969, 911 1965- 1986
3	911.659.119.00	Connecting sleeve, for cars with automatic heat control	911 1974-1986
4	930.211.622.01	Connecting hose, orange, 2 req'd,	912 1965-1969
	SIC.572.194.00	Connecting hose "super hose" black, sold by meter	911/912 1965-1989
5	901.211.051.22	Heater valve clamp, left	911/912 1965- 1989
	901.211.052.22	Heater valve clamp, right	911/912 1965-1989
	911.108.151.00	Hose heat exchanger to regulator housing	1969-1973 w/mech injection
6	999.512.349.02	Clamp, 2 req'd '65-'86, 4 req'd '87-'89	912 1965-1969, 911 1965-1989
7	911.659.101.00	Caloric feeler for cars with automatic heat control	911 1974-1989
8	911.211.297.00	Gasket, semi transparent plastic, 2 req'd	912 1965-1969, 911 1965-1989

Note: This gasket comes with heater valve installation kit listed under item #1 above.

9	911.211.013.00	Heater valve, left, black finish	1987-1989
	911.211.014.00	Heater valve, right, black finish	1987-1989

Pre-Heat Hoses In Engine Compartment

- 1 901.108.291.00..... Air intake pre-heat tube
1965-1971
- 2 901.110.295.00..... Pre-heat hose, inner, for cars with mech. injection
1969-1973
- 3 PCG.110.296.00..... Pre-heat hose, outer, for cars with mech. Injection
1969-1973
- 999.702.027.50 Grommet - gas heater and engine shroud wiring
911/912 1966-1968, 911/911S, Carrera 1974-1977



Fresh Air Blower Pipes In Engine Compartment

- 1 911.624.151.03..... Blower
1975-1983
- 930.211.031.00 Plastic tube
1980-1983

Note: When replacing the blower on '75-'79 cars, you must use the later plastic tube for '80-'83 (part #930.211.031.00).

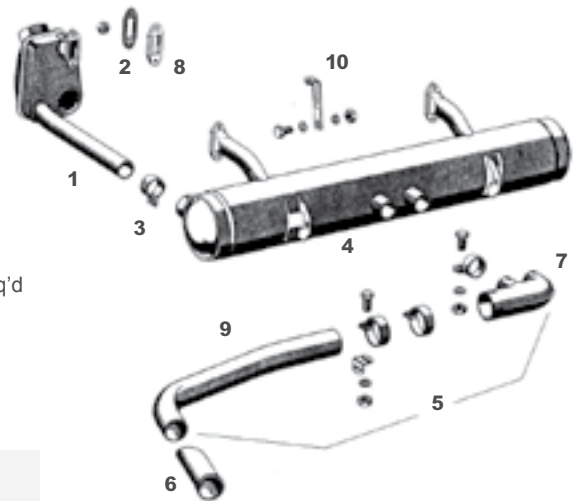
- 2 911.211.272.02..... Plastic tube
1975-1979
- 930.211.031.00 Plastic tube
1980-1983
- 3 911.211.522.00 Hose
1975 1983 (except '75-'77 California cars)
- 911.211.555.00 Hose
1975-1977 (California only)
- 4 901.211.196.00 Hose
1975-1983 (except '75-'77 California cars)
- 911.211.554.00 Hose
1975-1977 (California only)
- 5 911.211.274.00 Hose for cars w/air conditioning
1975-1983
- 6 911.211.273.00 Hose for cars w/air conditioning
1975-1983 (except '75-'77 California cars)
- 911.211.556.00 Hose for cars w/air conditioning
1975-1977 (California only)

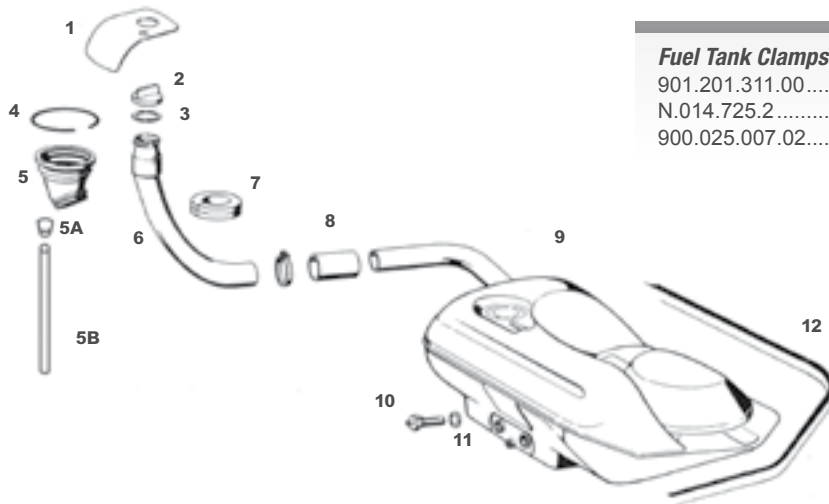
912 Exhaust System

- 1 616.211.003.01..... Heat exchanger, left, USA version
912 1965-1969
- 616.211.004.01..... Heat exchanger, right, USA version
912 1965-1969
- 2 616.111.291.00..... Gasket, muffler to heat exchanger/head, 4 req'd
912 1965-1969
- 3 369.54.109..... Clamp, muffler to heat exchanger, USA cars, 2 req'd
912 1965-1969
- 999.511.039.03..... Clamp, muffler to heat exchanger, European cars, 2 req'd
912 1965-1969
- 4 NLA.111.010.05..... Muffler, USA version
912 1965-1969
- NLA.111.016.05..... Muffler, European version
912 1965-1969

Note: The tailpipe kit and chrome tip for the muffler must be ordered separately. The USA and European mufflers use the same tailpipe kit.

- 5 NLA.111.004.00..... Tailpipe kit, complete w/clamps, gaskets and hardware.
912 1965-1969
- 6 616.111.247.00..... Chrome tip
912 1965-1969
- 7 616.111.028.00..... Muffler connector tube,
fits 912 1965-1969
- 8 369.54.103..... Exhaust pipe flange, all 356
912 1965-1969
- 9 616.111.245.01..... Tail pipe, fits 912 1965-1969
- 10 SIC.106.740.00..... Exhaust bracket for engine
tin, 2 req'd all 912





Fuel Tank Clamps

901.201.311.00	Clamps, 3 req'd	1965-1989
N.014.725.2	8x25 screw, 3 req'd	1965-1989
900.025.007.02	Washer, 3 req'd	1965-1989



911.201.010.13..RS Plastic fuel tank, 85 liter..... 1973

1	901.201.277.20	Gas filler flap	1965-1973
	911.201.279.01	Gas filler flap	1974-1989
2	901.201.271.00	Fuel cap	1965-1977
	911.201.272.00	Fuel cap, screw in type	1978-1979
	993.201.271.00	Fuel cap, screw in type	1980-1989
	964.201.906.00	Lockable fuel cap for Targa/Cabriolet	1987-1989
3	901.201.272.00	Gasket for cap	1965-1977
	477.201.557	Gasket for cap	1978-1979
	944.201.553.00	Gasket for cap	1980-1989
4	999.152.004.00	Spring ring for sleeve	1965-1989
5	901.201.591.20	Sleeve for filler neck	1965-1989
5A	911.201.593.00	Overflow pipe socket - plastic	1965-1989
5B	964.201.153.00	Overflow Hose	1965-1997
6	911.201.049.02	Filler neck	1974-1977
	911.201.049.03	Filler neck	1978-1979
	911.201.049.05	Filler neck	1980-1989
7	911.201.095.00	Gasket for filler neck	1965-1989
8	911.201.515.00	Connector hose	1965-1989
9	Fuel Tanks		

Note: '74-'79 cars require an extra fuel hose (part #911.201.977.00) when replacing the fuel tank. For '74-'75 cars, this line is in addition to the installation (kit part #911.356.902.00) that is mentioned above.

911.201.904.00	Fuel tank	1965-1972
SIC.201.904.00	Fuel tank, reproduction	1965-1972
930.201.010.02	Fuel tank, multiple supersession, call for additional parts	1973
930.201.010.02	Fuel tank	1974-1989

Note: installation kit (#911.356.902.00) required for replacing tank in 65-75 cars.

10	901.201.023.04	Fitting with strainer, for 6mm hose	1965-1973
	901.201.023.05	Fitting with strainer, for 8mm hose	911 E & S 1969-1973
	911.201.141.00	Filter	1974-1989
11	900.123.011.30	Seal ring	1965-1968
	N.013.827.3	Seal ring	1969-1973
	911.201.143.00	Gasket for filter (O-ring)	1974-1989
12	901.504.932.20	Fuel tank seal	1965-1989

Twin Fuel Pumps

For early 911 with Solex carburetors, German reproduction

901.108.401.00..... 1965 early 1966



BOSCH FUEL PUMPS

Part Number	Description	Model Years
911.608.107.03	Roller type 911T/914-6	1969-1971
901.608.105.04	Mechanical Injection	1969-1973
911.608.110.06	CIS	1973-1977
911.608.102.00	911 SC	1978-1979
911.608.102.02	911 SC	1980-1983

Part Number	Description	Model Years
944.608.102.04	911 Carrera	1984-1989
930.608.111.00	Turbo, front & rear	1976
911.608.102.00	Turbo, front	1977-1979
930.608.113.00	Turbo, rear	1977-1989
911.608.102.02	Turbo, front	1980-1989



Solex 40PI-1 – Rebuild Kit
SIC.108.945.00
1 kit req'd per engine



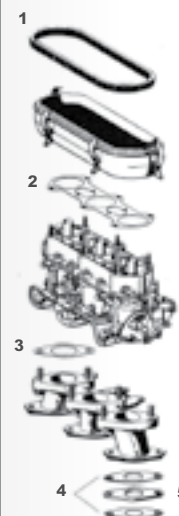
Zenith 40TIN – Rebuild Kit
SIC.100.948.ZN
1 kit req'd per carburetor



Weber 401DA Rebuild Kit
SIC.100.948.00
1 kit req'd per carburetor

Carburetor Gaskets

- 1 901.108.214.03 Rubber seal, air cleaner bucket to filter housing,1965-1973
for carbureted and mechanically injected cars
- 2 901.108.218.00 Paper gasket, carburetor to air cleaner bucket,1965-1969
for Weber carburetors, 2 req'd
911.100.977.00 Paper gasket, carburetor to air cleaner bucket,1970-1971
for Zenith carburetors, 2 req'd
- 3 901.108.398.01 Gasket, carburetor to manifold, for all three1965-1971
barrel carburetors, 6 req'd
- 4 901.108.391.04 Gasket, manifold to cylinder head, 33mm hole, 6 req'd(911,L & E), 12 req'd
911T 1965-1973
(except 911S)
901.108.391.05 Gasket, manifold to cylinder head, 38mm hole, 6 req'd911S 1967-1973
- 5 901.108.131.00 Insulator, manifold to cylinder head, 3mm thick,.....911T 1969-1971
33mm hole, 6 req'd



Carburetor Linkage

- SIC.167.022.02.....Ball pin to repair bell cranks, crossbars or any linkage part that takes
8mm ball pin. Made with a 5mm threaded shank for easy installation
- 901.423.252.00.....Bushing for bell crank on manifold, 2 req'd
- 901.423.253.00.....Bushing for bell crank on manifold, 2 req'd
- 901.423.254.00.....Bushing for bell crank on manifold, 2 req'd
- 999.167.020.02.....Early Weber – Ball pin911/912
- 901.108.061.01.SET.....Throttle linkage assy. Solex carburetors911 to 1966
- 901.108.069.00.....Pull rod for Solex 40PI-1.....911 to 1966
- 905.423.026.02.....Throttle linkage pull rod, T Sportomatic.....911T to 1971
- 901.108.753.01.....Bearing bracket for carburetor linkage, Solex911 to 1966
- 901.108.237.00.....Spring retaining bracket, Solex911 to 1966

Note: Worn bell crank bushings are the cause of play in the accelerator linkage. White nylon bushings were used originally, the bronze bushings are a stronger replacement.

- 914.423.211.00.....White nylon, 2 req'd..... 911/912
- NLA.423.211.00.....Special lubricated bronze, 2 req'd..... 911/912

Bell Crank Repair Kit

Kit includes ball pins and mushroom head pins which are the two components that normally wear on the transmission mounted bell crank.

- NLA.423.020.3M.....Bell crank repair kit..... 911/912

Solex Air Cleaner


Complete air cleaner box for Solex carburetors, German recreation with all correct stamping marks, in bare metal ready for finish paint. 1965-1966 901.108.020.00

Air horn funnels, aluminum, set of six for Solex 40 PI-1, fits early 911, 1965-1966901.108.910.00

Carburetor air cleaner base plate, left, fits early 911, 1965-1966901.108.021.00

Carburetor air cleaner base plate, right, fits early 911, 1965-1966901.108.022.00

Air horn securing clips (12) attaches to air cleaner base plate 1965-1966901.108.235.00



Fuel Injection

Mechanical Drive Belt & Gears

- 1 999.192.030.40Mechanical injection drive belt 1969-1973
- 2 901.110.022.00.....Gear on injection pump 1969-1973
- 3 901.110.023.00.....Gear on camshaft..... 1969-1973

K & N Filters For 911

K & N filters have proven to be the finest replacement filter available. With annual maintenance, K & N elements should last the lifetime of your Porsche. Our selection of K & N's includes the "Watershield" filters and the available fuel injection models. We also have specific filters for A/C equipped cars.

K & N Replacement For Original Air Filters

- SIC.100.303.04..... Replacement element1965-1973
- SIC.100.303.02..... CIS replacement element 1973-1983
- SIC.100.303.05..... Carrera replacement element1984-1989
- SIC.100.303.06..... 3.6L1989 Cabrio, 1990-1995 All
- SIC.100.303.111989-1995
- SIC.100.303.101993 All

K & N Filter Oil And Cleaner

- SIC.100.301.00..... Filter oil 6 1/2 oz. aerosol can
- SIC.100.302.00..... Filter cleaner 32 oz.

K & N Replacement Elements For Standard And Watershield Filters

- SIC.100.303.00..... For cars without A/C

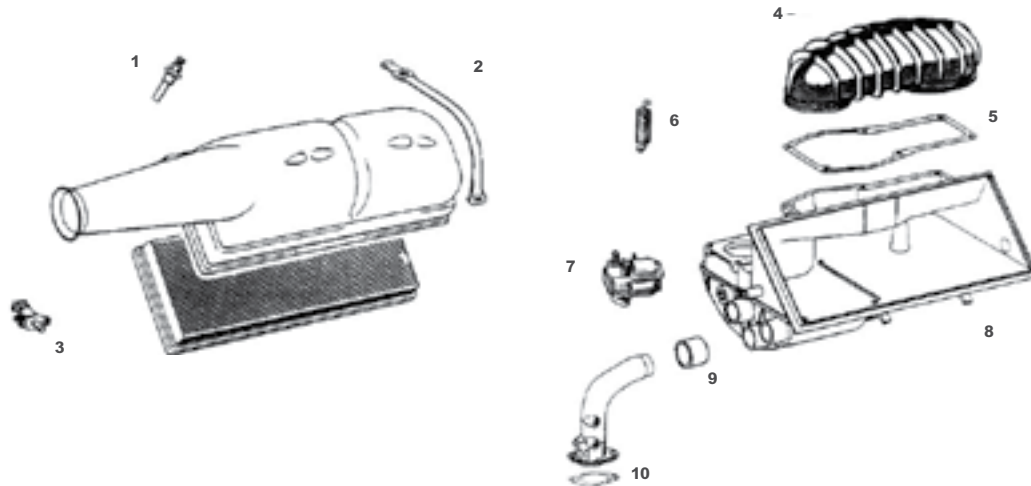
	<p>Backfire Pressure Relief Valve SIC.110.000.99 For CIS cars</p>
	<p>Standard SIC.100.300.00 For cars without A/C, 2 req'd</p>

Air Filters

- 901.108.955.11 1965-1973 (w/mechanical injection)
- 911.110.185.02 1973-1983 (CIS except Turbo)
- 930.110.185.01 911 Turbo 3.0/3.3
- 930.110.393.00 1984-1989 (DME except Turbo)

Fuel Filters

- SIC.110.900.00 Fuel filter, Bosch Inline for pre-1969
- PCG.110.909.10 Fuel filter 1969-1973 (w/mechanical injection)
- 911.110.176.23 Fuel filter 1973(w/CIS) -1976 (except Turbo)
- 930.110.139.00 Fuel filter 911 Turbo 1976-1980
- 911.110.176.02 Fuel filter 1977 (except Turbo)
- 930.110.076.00 Fuel filter 1978-1980 (w/CIS injection)
- 928.110.147.05 Fuel filter 1981-1983(w/CIS injection)
- 928.110.147.05 Fuel filter 911 Turbo 1981-1989
- 928.110.253.04 Fuel filter 1984-1989 (w/DME injection)



Fuel Injection Components

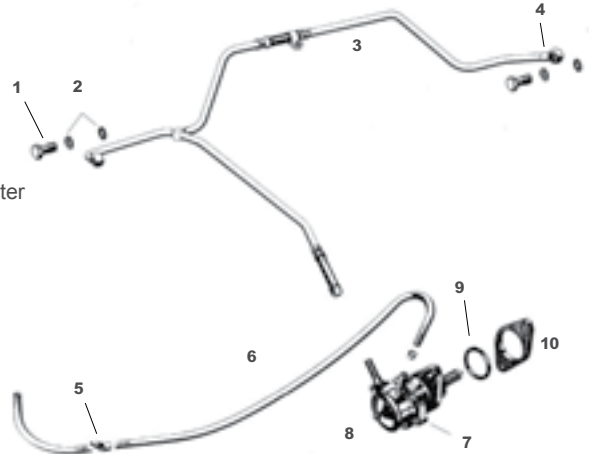
1	901.110.271.00	Injector, 6 req'd	1969-1973 (w/mechanical injection)
	N.013.812.2	Joint ring for injector, 6 req'd	1969-1973 (w/mechanical injection)
	911.110.355.01	Injector, 6 req'd	1973 (w/CIS injection)
	911.110.922.00	Sleeve on injector, 6 req'd	1973 (w/CIS injection)
	911.110.225.01	Injector, 6 req'd	1974-1983
	911.110.886.03	Sleeve on injector, not for Turbo, req'd	1974-1983
	999.701.423.40	Injector O-ring, 6 req'd	1974-1983
	999.701.446.40	O-ring on sleeve, 6 req'd	1974-1983
	930.606.120.00	Injector, 6 req'd	1984-1989
	944.110.901.00	Injector seal set, 6 req'd	1984-1989
2	911.110.365.01	Air box straps, 2 req'd	1973-1977
	930.110.365.00	Air box straps, 2 req'd	1978-1983
3	911.606.101.00	Cold start valve	1973 (w/CIS injection)
	911.606.107.01	Cold start valve	1975-1983
4	911.110.358.02	Air boot	1973-1974
	930.110.358.00	Air boot	1975
	930.110.358.03	Air boot	1976-1977
	930.110.358.05	Air boot	1978-1983
	930.110.356.02	Air boot	1984-1989
5	911.110.394.02	Gasket for mixture control	1973 (w/CIS injection)-1983
6	930.110.497.00	Return spring on throttle body, all CIS	1973 (w/CIS injection)-1989
7	911.606.903.00	Warm-up regulator	1973 (w/CIS injection)-1974

Note: When replacing the warm-up regulator on '73-'74 cars an extra fuel line (part #911.110.097.01) is required.

	911.606.105.01	Warm-up regulator	1975
	911.606.105.04	Warm-up regulator	1976-1977
	911.606.105.09	Warm-up regulator	1978-1979
	911.606.105.10	Warm-up regulator	1980
	911.606.105.08	Warm-up regulator	1981-1983
8	911.110.140.00	Air box	1973 (w/CIS injection)
	911.110.904.00	Air box	1974-1977
	911.110.906.00	Air box	1978-1979
	911.110.904.00	Air box	1980-1983
9	911.110.885.01	Connector boots	1973 (w/CIS injection)
	911.110.885.02	Connector boots	1974-1977
	911.110.158.01	Connector boots	1978-1979
	930.110.885.00	Connector boots	1980-1983
10	930.110.197.12	Gasket, intake pipe to cylinder head, 6 req'd	1977-1983
	930.110.197.10	Gasket, intake pipe to cylinder head, 12 req'd	911 Turbo 1976-1989
	930.110.197.14	Gasket, intake pipe to cylinder head, 12 req'd	1984-1989

912 Fuel System

- 1 N.021.071.5..... Hollow bolt, 2 req'd
- 2 616.108.423.00..... Washer, 4 req'd
- 3 616.108.055.03..... Fuel line, pump to carburetor
- 4 901.108.219.00..... Fuel hose cap ferrule, 2 req'd
- 5 999.511.007.02..... Clip for fuel line
- 6 999.180.030.50..... Fuel hose, tank to pump, sold by the meter
- 7 616.108.904.17..... Fuel pump body screw, 6 req'd
- 8 616.108.401.00..... Fuel pump
- 9 999.701.043.50..... O-ring
- 10 616.108.441.00..... Fiber insulating spacer



Note: Use spacer #539.08.402 as needed to adjust fuel pressure on the 912 fuel pump. Fuel pressure must be as follows: 1.9-2.6 psi for Solex 40P11-4 carburetors.

Carburetor Gaskets

- 616.108.390.00..... Carburetor to manifold space, 4 req'd, Solex 40P11-4
- 616.108.901.02..... Gasket on either side of carburetor to manifold spacer, 8 req'd, Solex 40P11-4
- 616.108.905.00..... Manifold to head gasket, 2 req'd, Solex 40P11-4

Weber Carburetor Conversion Kits

NLA.108.912.00..... Kit contains two Weber 40IDF dual throat carburetors, manifold adapters, two K & N air filters and all necessary gaskets and hardware.

Carburetor Rebuild Kits

- 616.108.902.02..... Solex 40P11-4 single shaft
- 616.108.902.03..... Solex 40P11-4 split shaft
- NLA.108.902.04..... Weber 40IDF, used in 912 conversion kits



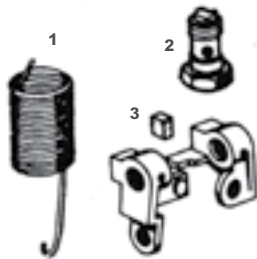
Solex



Weber

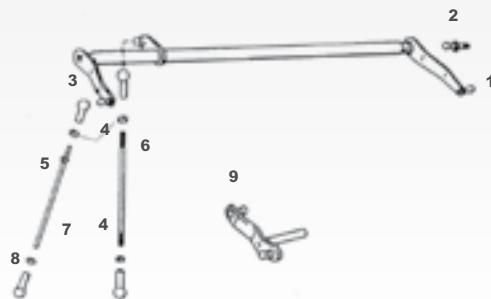
Solex 40P11-4 Parts

- 1 999.522.003.02..... Carburetor return spring, 2 req'd
- 2 616.100.943.01..... Accelerator pump check valve, 2 req'd
- 3 692.100.993.01..... Buffer block for split shaft carburetors, 2 req'd
- 901.108.932.00..... Diaphragm for Solex 4011-4
- 616.100.912.07..... Throttle shaft split
- 616.100.912.02..... Throttle shaft solid
- 616.100.937.00..... 13mm red fiber washer under pump jet
- 616.110.927.01..... Idle mixture screw
- 616.100.944.00..... Screen strainer for solid shaft carburetors



Carburetor Linkage – Solex 40P11-4

- 1 SIC.167.022.02..... Ball pin for linkage, 2 req'd
- 2 999.167.012.02..... Pivot ball for cross shaft, 2 req'd
- 3 900.169.001.02..... Ball socket, right hand thread, 4 req'd
- 4 N.011.005.14..... Lock nut, right hand thread, 4 req'd
- 5 616.08.012..... Rod to carburetor, 2 req'd
- 6 616.108.620.00..... Rod, rear of fan housing
- 7 900.076.029.02..... Lock nut, left hand thread, 2 req'd
- 8 900.169.010.02..... Ball socket, left hand thread, 2 req'd
- 9 616.108.071.00..... Bell crank at fan housing
- 914.423.211.00..... Bell crank bushings, white nylon



Solex Air Filters


Oval Wire Mesh Filter

For Solex 40P11-4 carburetors, early 912, 2 req'd, 616.108.203.01
 Gasket, carburetor to above oval mesh filter, 2 req'd, 616.108.291.00
 Bolt for mounting of above oval air filter, 10 req'd, N.010.354.1
 Plug for filter top, 2 req'd, 616.108.938.00




Barrel Style Element
 4 7/8" x 7" high, early 912
 616.108.931.00 – NLA
 This item superseded to
 NLA.100.400.00

K&N Barrel style filter element



Round Style Element
 6 1/4" x 3" high, late 912
 616.108.932.00

K&N filters have proven to be the finest replacement filter available. With annual maintenance, K&N elements should last the lifetime of your Porsche.

K&N Filters

For Solex

NLA.100.500.00..... K&N air filter for Solex 40P11-4 carburetors
 NLA.100.501.00..... K&N refill cartridge for NLA.100.500.00

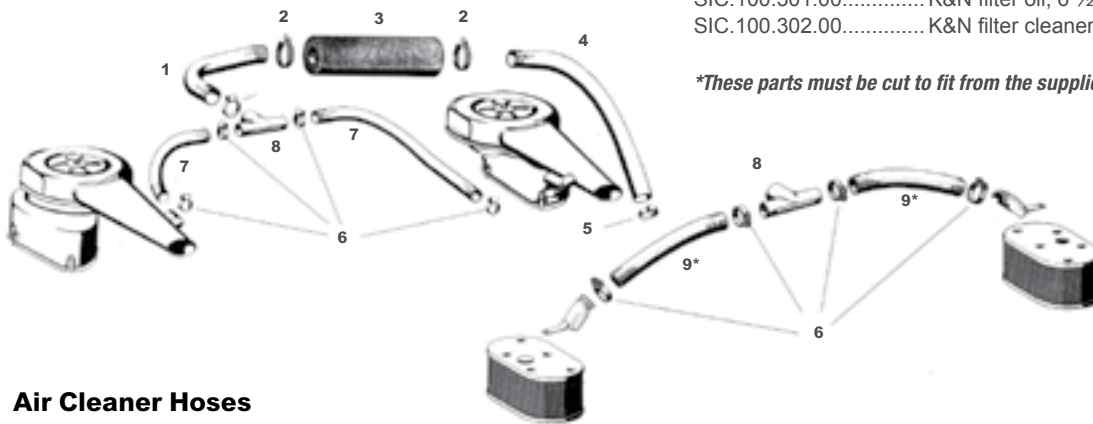
For Weber

NLA.100.600.00..... K&N air filter for 356/912 Weber
 NLA.100.400.00..... K&N filter replaces 616.108.931.00

40IDF Conversions

NLA.100.601.00..... K&N refill cartridge for NLA.100.600.00
 SIC.100.301.00..... K&N filter oil, 6 1/2 ounce aerosol can
 SIC.100.302.00..... K&N filter cleaner, 32 ounce

**These parts must be cut to fit from the supplied part.*



Air Cleaner Hoses

1.....	901.108.291.00	Hose	912
2.....	999.513.003.40	Hose clamp, 2 req'd	912
3.....	616.108.896.00	Hose for carburetor pre-heat	912
4.....	901.108.291.00	Hose	912
5.....	999.512.127.02	Hose clamp, 2 req'd	912
6.....	999.512.374.02	Hose clamp, 4 req'd	912
7.....	616.108.891.01	Hose, 2 req'd	912 (except cars w/oval wire mesh air cleaners)
8	616.108.830.00	T-piece	912 (inquire)
9	616.108.891.01	Hose, 2 req'd	912 (w/oval wire mesh air cleaners)

Clutch Discs

901.116.014.00	Clutch disc, 215mm	1965-1969 (except 911S)
692.116.016.01	Clutch disc, 200mm	1965-1969 912
911.116.011.07	Clutch disc, push type, 225mm	1970-1971
915.116.011.22	Clutch disc, spring center, 225mm	1972-1986
930.116.014.02	Clutch disc, 240mm	911 Turbo 1976-1977
914.116.011.05	Clutch disc, 215mm	1976 912E
950.116.012.51	Clutch disc, 240mm	911 Turbo 1978-1989
950.116.012.04	Clutch disc	1987-1989 (except for cars w/G50 transmission)
950.116.012.51	Clutch disc	1989 (w/G50 transmission)



Pressure Plates

901.116.001.01	Pressure plate, 215mm	1965-1969 911, 1976 912
616.116.019.00	Pressure plate, 200mm	1965-1969 912
911.116.001.05	Pressure plate, 225mm	1970-1971
915.116.001.27	Pressure plate, steel, 225mm	1972-1986
930.116.021.00	Pressure plate, 240mm	911 Turbo 1976-1977
930.116.021.03	Pressure plate, 240mm	911 Turbo 1978-1988
950.116.023.02	Pressure plate	1987-1989 (except for cars w/G50 transmission)
950.116.023.50	Pressure plate	1989 (w/G50 transmission)
950.116.023.50	Pressure plate	911 Turbo 1989



Release Bearings

901.116.081.11	Release bearing	911/912 1965-1969
911.116.081.02	Release bearing	1970-1971
915.116.082.80	Release bearing	1972-1986
923.116.081.00	Release bearing	912E 1976
930.116.081.11	Release bearing	911 Turbo 1976-1988
950.116.080.08	Release bearing	911 1987-1989, 911 Turbo 1989



Note: Due to a multiple supersession, a different guide tube (part #950.116.813.06) must be used with the above release bearing (part #950.116.080.08). Check supersessions.

Clutch Kits

Factory supplied kits include pressure plate, release bearing, clutch disc and guide tube, (guide tube included where applicable). Everything you need to replace your worn 911 clutch.

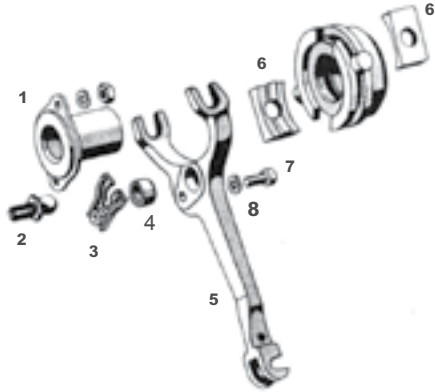
915.116.911.00	Clutch kit, 225mm	1972-1986
930.116.911.00	Clutch kit, 240mm	911 Turbo 1978-1988
950.116.911.00	Clutch kit	1987-1989
SIC.116.911.00	Sachs clutch kit, 215mm (steel pressure plate)	2.0 911S, 1967-1969 (to engine 639-0000 from engine 639-0001)



1965 – 1969 911 & 912

Type 901 & 902 transmissions

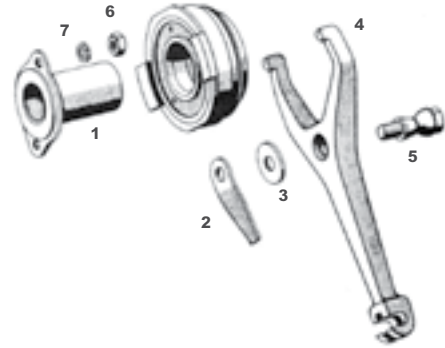
- 1 901.116.087.11..... Guide tube
- 2 901.116.771.01 Pivot ball pin
- 3 901.116.077.01 Fastening plate
- 4 901.116.741.01 Bushing
- 5 901.116.711.11 Fork
- 6 901.116.825.11..... Holder, 2 req'd
- 7 900.067.009.02 Bolt
- 8 NLA.027.014.01 Washer



1970 – 1971 911

Type 911 transmission

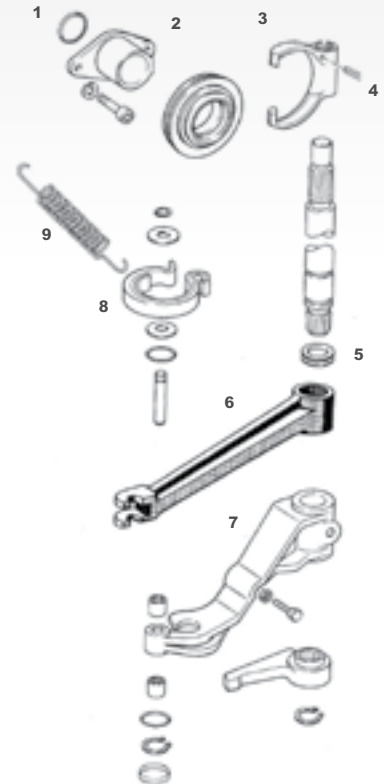
- 1 911.116.087.00..... Guide tube
- 2 911.116.774.01..... Flat spring
- 3 911.116.743.01..... Washer
- 4 911.116.712.01..... Fork
- 5 911.116.772.11..... Ball pin
- 6 900.076.010.02 Nut
- 7 N.012.006.4..... Washer



1972 – 1986 911 & 1976 – 1988 911 Turbo

Type 915 & 930 transmissions

- 1 999.701.359.40..... O-ring.....1975-1986
- 2 915.116.087.03..... Guide tube1975-1983
- 915.116.087.04..... Guide tube1984-1986
- 930.116.813.00..... Guide tube911 Turbo 1976-1988
- 3 915.116.712.01..... Clutch fork.....1972-1986 (inquire)
- 930.116.712.02..... Clutch fork.....911 Turbo 1976-1988
- 4 900.095.050.00..... Dowel pin911 1972-1986, 911 Turbo 1976-1988
- 5 915.301.139.00..... Seal.....1972-1986
- 930.301.139.00..... Seal.....911 Turbo 1976-1988
- 6 915.116.713.01 Throw out lever1972-1974 (inquire)
- 7 915.116.713.04 Throw out lever1975 (inquire)
- 915.116.713.05 Throw out lever1976-1977 (inquire)
- 915.116.713.08 Throw out lever1978-1986, 911 Turbo 1977
- 930.116.713.00 Throw out lever911 Turbo 1976 (inquire)
- 930.116.713.06 Throw out lever911 Turbo 1978-1988
- 8 930.116.064.06..... Spring911 Turbo & 911 1977
- 915.116.064.01 Spring1978-1986
- 930.116.064.11 Spring911 Turbo 1978-1988
- 9 915.116.614.02..... Spring911 1977-1986, 911 Turbo 1977-1988



1987 – 1989 911 & 1989 911 Turbo

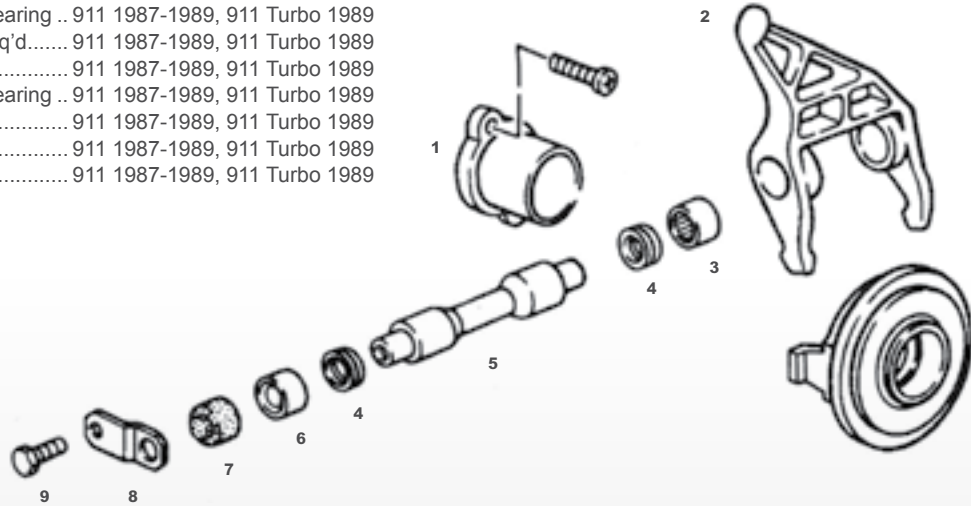
Type G50 transmission

1 950.116.813.06 Guide tube911 1987-1989, 911 Turbo 1989

Note: Due to a multiple supersession, the release bearing (part #950.116.080.08) must be replaced along with the guide tube (part #950.116.813.06).

Note: Please refer to Porsche Technical Bulletin Group 3 #8902 (which is in Technical Bulletin Book F pgs. 71-73) when purchasing items 2 through 9.

- 2 950.116.086.06 Fork.....911 1987-1989, 911 Turbo 1989
- 3 999.201.365.00 Needle bearing .. 911 1987-1989, 911 Turbo 1989
- 4 999.113.418.40 Seal, 2 req'd..... 911 1987-1989, 911 Turbo 1989
- 5 950.116.710.04 Shaft911 1987-1989, 911 Turbo 1989
- 6 999.201.339.00 Needle bearing .. 911 1987-1989, 911 Turbo 1989
- 7 950.116.725.00 Cover911 1987-1989, 911 Turbo 1989
- 8 950.116.713.02 Holder911 1987-1989, 911 Turbo 1989
- 9 900.075.057.02 Bolt.....911 1987-1989, 911 Turbo 1989



Clutch Alignment Tools

Make clutch installation easy! Made from high strength plastic. Won't harm parts.

SIC.116.006.60..... Clutch alignment tool
356/911/912 1950-1971

SIC.116.006.40..... Clutch alignment tool,
for 915 transmission
1972-1986

The following illustration shows a partial breakdown of the internal parts of a typical 911 transmission. This is to provide a working vocabulary of the most needed transmission components, including those which are listed in the next few pages of our catalog. If there are other parts which you need, please contact us. We have availability on many other parts which are not shown, including complete gear sets in a variety of ratios and G50 transmission parts.

Note: Many times there are differences in transmission parts within a given year depending on the transmission type or model. Your transmission type can be identified by the stamped number located on the center rib casting on the bottom of the transmission (see photo). The 3 digit type number will be followed by a 2 digit model number, followed by the individual serial number.



SYNCHRO RINGS AND RELATED PARTS

Part	Gear	1965-1971	1972-1976	1977-1986	1976	1977-1989
		911/912 Types 901/902/911	911/912E Types 915/923	911 Type 915	911 Turbo Types 930	911 Turbo Types 901/902/911
Synchro Ring	1 st	911.302.301.06	915.302.301.04	915.302.301.06	930.302.321.00	930.302.301.00
	2 nd	911.302.301.06	915.302.301.04	915.302.301.04	930.302.321.00	930.302.301.00
	3 rd	911.302.301.06	911.302.301.06	911.302.301.06	930.302.303.00	930.302.303.00
	4 th	911.302.301.06	911.302.301.06	911.302.301.06	930.302.303.00	930.302.303.00
	5 th	911.302.301.06	911.302.301.06	911.302.301.06		
Brake Band <small>(qty req'd right of #)</small>	1 st	911.302.316.08 (1)	915.302.316.01 (1)	928.302.319.08 (1)	928.302.319.08 (1)	928.302.319.08 (1)
	2 nd	911.302.316.08 (2)	915.302.316.01 (2)	928.302.318.02 (1)	915.302.316.01 (2)	928.302.318.02 (1)
	3 rd	911.302.316.08 (2)	911.302.316.08 (2)	911.302.316.08 (2)	911.302.316.08 (2)	911.302.316.08 (2)
	4 th	911.302.316.08 (2)	911.302.316.08 (2)	911.302.316.08 (2)	911.302.316.08 (2)	911.302.316.08 (2)
	5 th	911.302.316.08 (2)	911.302.316.08 (2)	911.302.316.08 (2)		
Anchor Block/Stop	1 st	911.302.317.04	915.302.321.00	928.302.321.00	928.302.320.01	928.302.320.01
	2 nd	911.302.317.04	915.302.321.00	928.302.322.00	930.302.321.00	930.302.322.00
	3 rd	911.302.317.04	911.302.317.04	911.302.317.04	911.302.317.04	911.302.317.04
	4 th	911.302.317.04	911.302.317.04	911.302.317.04	911.302.317.04	911.302.317.04
	5 th	911.302.317.04	911.302.317.04	911.302.317.04		
Thrust Block/ Energizer	1 st	901.302.318.02	915.302.318.00	915.302.315.01	930.302.315.00	930.302.316.00
	2 nd	930.302.325.00	915.302.315.01	915.302.315.01	930.302.315.00	930.302.315.00
	3 rd	930.302.325.00	930.302.325.00	930.302.325.00	930.302.325.00	930.302.325.00
	4 th	930.302.325.00	930.302.325.00	930.302.325.00	930.302.325.00	930.302.325.00
	5 th	930.302.325.00	930.302.325.00	930.302.325.00		
Lock Ring for Synchro Ring	1 st	911.302.311.01	915.302.311.01	915.302.311.01	930.302.333.01	930.302.333.01
	2 nd	911.302.311.01	915.302.311.01	915.302.311.01	930.302.333.01	930.302.333.01
	3 rd	911.302.311.01	911.302.311.01	911.302.311.01	930.302.313.01	930.302.313.01
	4 th	911.302.311.01	911.302.311.01	911.302.311.01	930.302.313.01	930.302.313.01
	5 th	911.302.311.01	911.302.311.01	911.302.311.01		

Note: When purchasing parts for 4 speed transmissions, simply delete the 5th gear parts on this chart.

SHIFTING SLEEVES

1965-1971 911 / 912 Types 901 / 902 / 911		Gear	1972-1974 911 Type 915	1975-1976 911 / 912E Types 915/923	1977-1986 911 Type 915	1976 911 Turbo Type 930	1977-1978 911 Turbo Type 930
5 Speed		4 and 5 speed					
1 st & Reverse	911.302.226.00	1 st & 2 nd	915.302.411.00	915.302.411.00	930.302.411.02 ³	930.302.411.00	930.302.411.01
2 nd & 3 rd	911.302.411.10	3 rd & 4 th	911.302.411.10	911.302.411.20 ²	911.302.411.20	911.302.411.20	911.302.411.20
4 th & 5 th	911.302.411.10	5 th & Reverse ¹	915.302.227.09	915.302.227.09	915.302.227.09		
4 Speed							
		1: Reverse only on 4 speed transmissions.					
1 st & 2 nd	911.302.411.10	2: Non U.S. 1975 types 915/06/43 5 speeds & 915/16/48 4 speeds U.S. Part #911.302.411.10					
3 rd & 4 th	911.302.411.10	3: For 1977 models use part #930.302.411.01					

Synchro Hubs

SIC.302.241.06..... 1st gear synchro hub.....911/912 1965-1971 (5 speed)
 901.302.242.03..... 2nd through 5th gear synchro hub911/912 1965-1971 (5 speed)
 915.302.241.14..... 1st gear synchro hub, asymmetrical911 1977-1986

Note: '72 – '76 911 originally had a "symmetrical" 1st gear synchro hub which is no longer available.

915.302.242.00..... 2nd gear synchro hub911 1972-1986
 901.302.242.03..... 3rd through 5th gear synchro hub911 1972-1986
 930.302.241.02..... 1st gear synchro hub.....911 Turbo 1977-1983
 930.302.242.00..... 2nd gear synchro hub911 Turbo 1977-1983
 930.302.243.00..... 3rd and 4th gear synchro hub.....911 Turbo 1977-1983



Transmission Shaft Hardware


Lock Tabs For Ring Gear Bolts

Fits all 911 & 912 transmissions
 901.332.285.01 (6 req'd)



Drive Gear Tool

Makes removal of toothed synchro hubs quick & easy.
 T55.310.000



Transmission Shaft Retaining Nuts & Bolts


Note: "Front" and "rear" of the transmission correspond to the front and rear of the car. "Front" is the shifter end of the transmission and "rear" is the end closest to the engine flywheel or differential.

901.302.271.01..... Stretch bolt, pinion shaft, always replace.....911/912 1965-1971
 999.034.033.00..... Rear mainshaft nut.....911 1972-1986
 915.302.282.00..... Front pinion shaft nut911 1972-1986
 930.302.451.00..... Front mainshaft nut911 Turbo 1976-1988
 930.302.281.00..... Rear mainshaft nut.....911 Turbo 1976-1988
 930.302.453.00..... Front pinion shaft nut911 Turbo 1976-1988

“Speedi Sleeves” to Repair Worn, Grooved Seal Surfaces

Over time, sealing surfaces will become grooved, making a good seal impossible. The most economical and fastest method of shaft repair is to install the CR Speedi Sleeve. Speedi Sleeve is a precision engineered piece of stainless steel. Its ultra-thin wall design allows it to be used without changing the seal size and its finish is perfect for lip sealing applications. Speedi sleeve is built with a removable installation flange. The installation tool included in every box allows the seal to be put on, avoiding the possibility of distortion from heat or other installation methods.

- SIC.300.990.85..... Speedi Sleeve for 901 transmission main shaft sealing surface
- SIC.102.991.77..... Speedi Sleeve for early 911 aluminum transmission drive flanges



Transmission Case & Components

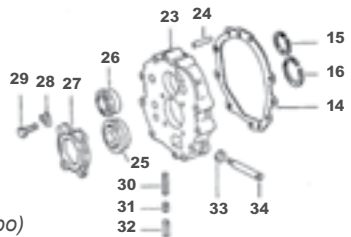
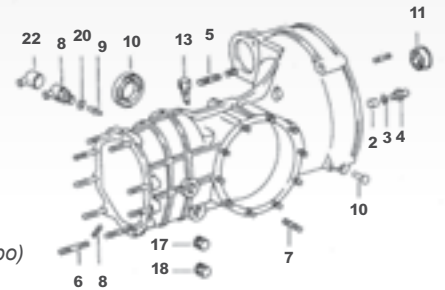
Note: During the 1969 model year, Porsche changed the transmission case from aluminum to magnesium construction. Many other detail changes were made at this time and many different parts were used. If you have a 1969 model car, find your transmission type and model on the case and then consult the following listing to determine which case was used on your car.

- 912 aluminum: Types 902/04/05/06
- 912 magnesium: Types 902/14/16/60
- 911 aluminum: Types..... 901/06/07/75/76/77/78/79
- 911 magnesium: Types..... 901/12/13/80/81/82/83/84

1972 – 1986 911 & 1976 – 1988 911 Turbo

Type 915 & 930 transmission

- 1 911.318.029.00 Speedometer drive..... 1965-1971
- 2 999.701.084.50 Speedometer drive seal 1965-1971
999.701.349.40 Speedometer drive seal 1972-1974
- 3 901.318.333.01 Speedometer drive gear 1965-1971
- 4 999.611.918.20 Transmission ground strap..... 1965-1971
999.611.920.20 Transmission ground strap..... 1972-1989
- 5 900.112.001.50 Shiftrod seal, 15x24x7mm 1965-1986 (including Turbo)
999.113.404.40 Shiftrod seal, 16x24x7.5mm 1987-1989 (including 1989 Turbo)
999.113.185.40 Shiftrod seal, 15x24x7mm 911 Turbo 1987-1988
- 6 911.375.043.00 Transmission mount, 2 req'd..... 1972-1989 (except California models)
- 7 914.613.491.00 Boot for reverse light switch..... 1965-1986
- 8 914.613.541.02 Reverse light switch 1965-1989
- 9 901.303.017.01 Pin for reverse light switch 1965-1971
915.303.145.00 Pin for reverse light switch 1972-1986
930.303.175.01 Pin for reverse light switch 911 Turbo 1976-1989
950.303.240.01 Pin for reverse light switch 1987-1989
- 10 999.113.058.50 Side cover seal, 45x65x10mm..... 1965-1969 (w/aluminum case)
999.113.183.40 Side cover seal, 45x68x10mm..... 1969 (w/magnesium case)-
1986, 911 Turbo 1976-1988
999.113.347.40 Side cover seal, 48x68x10mm..... 1987-1989 (including Turbo)
- 11 113.311.113B Mainshaft seal, 23x40x10/14mm 1965-1971
999.113.327.40 Mainshaft seal, 23x33x8/11mm..... 1972-1986
930.302.332.00 Mainshaft seal, 27x37x7mm 911 Turbo 1976-1988
999.113.326.41 Mainshaft seal, 26x40x12mm 1987-1989 (including 1989 Turbo)
- 12 901.305.311.00 Mount plates, 4 req'd 911, 911S 1972-1989



Please inquire for Sportomatic parts.

Gasket Sets

901.300.901.00.....	Gasket set, aluminum case types 901/902.....	1965-1969
901.300.916.00.....	Gasket set, magnesium case types 901/902/911	1969-1971
915.300.911.01	Gasket set, types 915/923	1972-1986 (including 1976 912E)
964.300.912.00.....	Gasket set, types 950.00/01/02,950.50.930.....	1987-1989 (including 911 Turbo)



Ball Bearing

Bearings

Porsche transmission bearings are of two types; roller and ball (see photos).



Roller Bearing

The listings below are separated by transmission type. Front and rear of the trans. correspond to the front and rear of the car. "Front" is the shifter end of the transmission and "rear" is the end closest to the flywheel or the differential.

Transmission Types 901/902/911 1965-1971 911 & 912

999.053.025.00.....	Front mainshaft bearing in intermediate plate, ball bearing	1965-1971
999.052.016.00.....	Front pinion shaft bearing in intermediate plate, ball bearing	1965-1971
999.110.014.00.....	Rear mainshaft bearing, roller bearing.....	1965-1971
999.110.012.01	Rear pinion shaft bearing, roller bearing	1965-1971
999.059.008.00.....	Differential carrier bearing, tapered roller bearing.....	'65-'69 (aluminum case)
999.059.027.00.....	Differential carrier bearing, tapered roller bearing.....	'69-'71 (magnesium case)

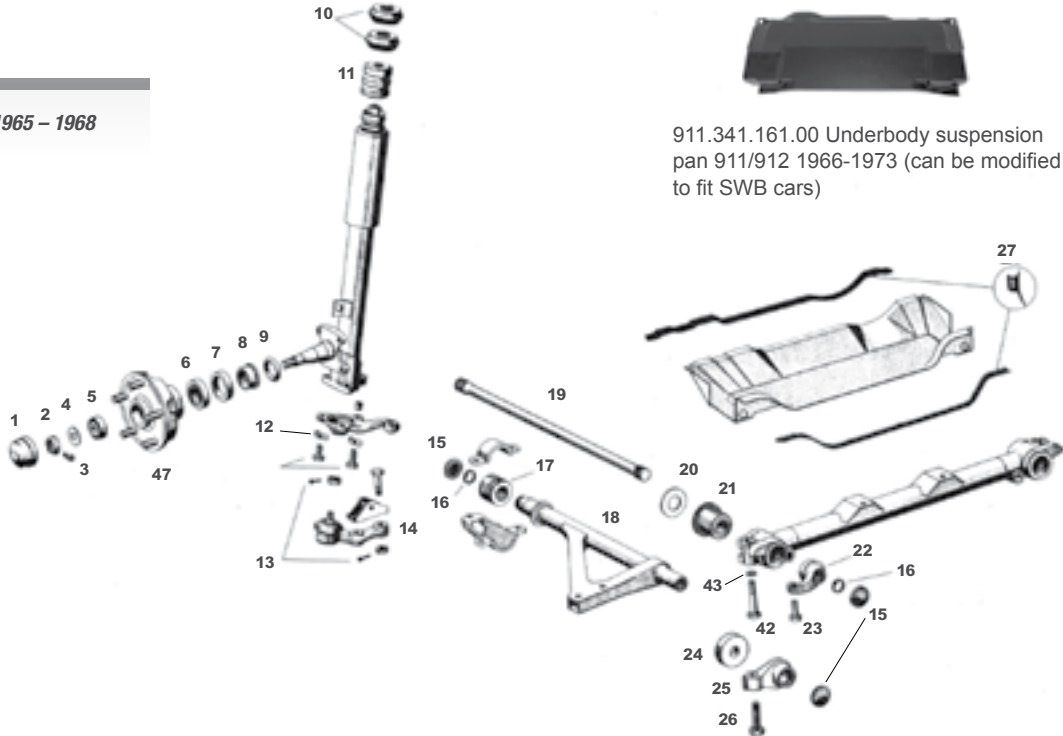
Type 915 1972-1986 911

999.110.025.00	Front mainshaft bearing in center casing, roller bearing	1972-1986
915.302.399.06.....	Front pinion shaft bearing in center casing, roller bearing	1972-1986
999.052.030.00.....	Rear inner mainshaft bearing, ball bearing	1972-1986
999.110.032.00	Rear outer mainshaft bearing, roller bearing	1972-1983
930.302.391.00.....	Rear outer mainshaft bearing, roller bearing	1984-1986
999.052.043.00.....	Rear inner pinion shaft bearing, ball bearing	1972-1986
999.110.146.00	Rear outer pinion shaft bearing, roller bearing.....	1972-1986
999.059.027.00.....	Differential carrier bearing, tapered roller bearing.....	1972-1986

Type 930 1976-1988 911 Turbo

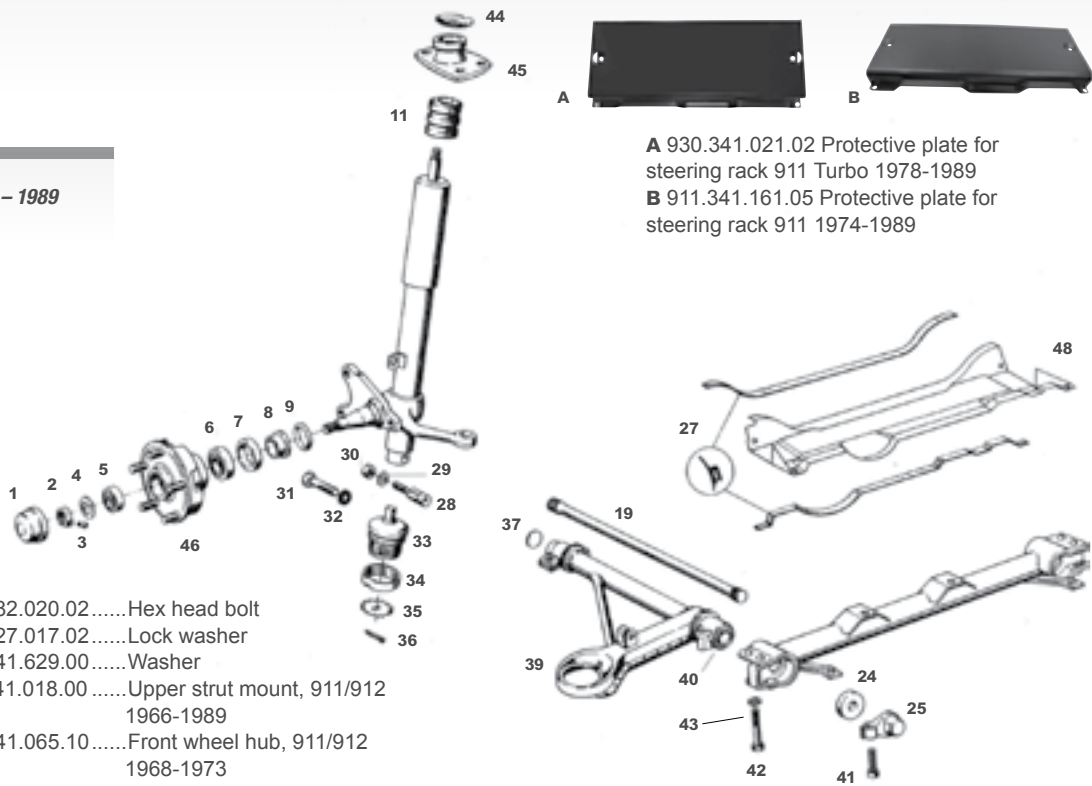
999.110.025.00	Front mainshaft bearing, roller bearing	911 Turbo 1976-1988
999.110.076.00	Front pinion shaft bearing, roller bearing	911 Turbo 1976-1988
999.052.030.00.....	Rear inner mainshaft bearing, ball bearing	911 Turbo 1976-1988
930.302.391.00.....	Rear outer mainshaft bearing, roller bearing	911 Turbo 1976-1988
917.301.391.00.....	Rear inner pinion shaft bearing, ball bearing	911 Turbo 1976-1988
999.110.146.00.....	Rear outer pinion shaft bearing, roller bearing.....	911 Turbo 1976-1988
999.059.027.00.....	Differential carrier bearing, tapered roller bearing.....	911 Turbo 1976-1988
999.059.027.00.....	Differential carrier bearing right, tapered roller bearing.....	911 Turbo '87-'88
999.059.064.00.....	Differential carrier bearing left, tapered roller bearing.....	911 Turbo '87-'88

1965 - 1968



911.341.161.00 Underbody suspension pan 911/912 1966-1973 (can be modified to fit SWB cars)

1969 - 1989



A 930.341.021.02 Protective plate for steering rack 911 Turbo 1978-1989
 B 911.341.161.05 Protective plate for steering rack 911 1974-1989

- 42 900.082.020.02.....Hex head bolt
- 43 900.027.017.02.....Lock washer
- 44 901.341.629.00.....Washer
- 45 911.341.018.00.....Upper strut mount, 911/912
1966-1989
- 46 901.341.065.10.....Front wheel hub, 911/912
1968-1973
- 47 901.341.065.09.....Front wheel hub, 911/912
1965-1968
- 48 911.341.161.00.....Protection plate, 911/912, 1969-1973

1965 – 1989

- 1 914.341.684.00 Bearing dust cap, 2 req'd 1965-1973
- 911.341.684.00 Bearing dust cap, 2 req'd 911 1974-1989,
- 911 Turbo 1976-1980
- 930.341.066.01 Bearing dust cap, 2 req'd 911 Turbo 1981-1989

Note: Bearing dust cap #930.341.066.01 was also used on '84 – '89 "Turbo look" Carreras.

- 2 914.341.671.00 Clamping nut, 2 req'd 1965-1973
- 911.341.673.00 Clamping nut, 2 req'd 1974-1989
- 3 999.119.001.01 Screw for clamping nut, 2 req'd ... 1965-1989
- 4 901.341.663.00 Outer bearing washer, 2 req'd ... 1965-1973
- 911.341.663.00 Outer bearing washer, 2 req'd ... 1974-1989
- 5 999.059.065.00 Outer wheel bearing, 2 req'd 1965-1989
- 6 999.059.098.00 Inner wheel bearing, 2 req'd 1965-1989
- 7 477.405.641 Wheel seal, 2 req'd 1965-1989
- 8 901.341.661.00 Spacer ring, 2 req'd 1965-1968
- 901.341.623.00 Spacer ring, 2 req'd 1969-1989
- 9 999.701.084.50 Inner o-ring, 2 req'd 1965-1989
- 10 901.341.695.03 Bushing, 4 req'd 1965-1968
- 11 901.343.301.00 Strut buffer, 2 req'd 1965-1989
- (except cars with hydropneumatic or Bilstein)
- 12 901.347.481.01 Lock tabs for steering lever
- mount to strut, 6 req'd 1965-1968
- 13 N.012.532.1 Split pin for ball joint nut, 6 req'd 1965-1968
- 14 SIC.341.047.00 Ball joint, 2 req'd 1965-1968
- 15 901.341.163.00 Rubber protection cap, 4 req'd .. 1965-1967
- 16 900.042.005.01 Lock ring on control arm, 4 req'd 1965-1967
- 17 914.341.422.00 Control arm bushing on
- front of arm, 2 req'd 1965-1967
- 18 901.341.043.03 Control arm, 2 req'd 1965-1967

Note: The control arms for the '68 911 were discontinued.

- 19 901.343.101.12 Original torsion bar, left, 19mm . 1965-1989
- 901.343.102.12 Original torsion bar, right, 19mm 1965-1989
- 20 901.341.461.01 Bushing spacer, 2 req'd 1965-1967
- 21 901.341.421.03 Control arm bushing,
- rear of arm, 2 req'd 1965-1967
- 22 901.341.113.01 Adjusting lever, left 1965-1967
- 901.341.114.01 Adjusting lever, right 1965-1967
- 23 999.083.002.01 Adjusting lever bolt, 2 req'd 1965-1967
- 24 901.341.475.00 Adjusting lever gasket, 2 req'd .. 1968-1989
- 25 901.341.033.00 Adjusting lever, 2 req'd 1968-1989
- 26 900.040.008.01 Closing washer, 2 req'd 1968
- 27 SIC.341.165.00 Protection plate seal, pair,
- reproduction 1965-1973
- 28 911.341.119.06 Ball joint wedge pin, 2 req'd 1972-1989
- 29 900.089.006.02 Washer for wedge pin, 2 req'd... 1972-1989
- 30 999.084.019.02 Hex nut for wedge pin, 2 req'd .. 1972-1989
- 31 900.075.111.08 Ball joint bolt, 2 req'd 1969-1971
- 32 999.523.103.01 Ball joint lockwasher, 2 req'd 1969-1971
- 33 901.341.049.00 Ball joint, 2 req'd 1969-1971
- 911.341.049.01 Ball joint, 2 req'd 1972-1989
- 34 901.341.425.00 Grooved retainer nut, 2 req'd 1969-1989
- 35 901.341.426.00 Locking plate, 2 req'd 1969-1989
- 36 N.012.521.1 Split pin, 2 req'd 1969-1989
- 37 900.040.008.01 Control arm plug, 2 req'd 1969-1989
- 38 SIC.711.120.00 Control arm bushing, front,
- 2 req'd 1969-1989

- 39 911.341.901.00 Control arm, left,
- non hydropneumatic
- 1969-1973
- SIC.341.901.00 Control arm, left,
- non hydropneumatic
- 1969-1973
- 911.341.902.00 Control arm, right,
- non hydropneumatic
- 1969-1973
- SIC.341.902.00 Control arm, right,
- non hydropneumatic
- 1969-1973
- 911.341.901.01 Control arm, left
- 1974-1989
- SIC.341.901.00 Control arm, left
- 1974-1989
- 911.341.902.01 Control arm, right
- 1974-1989
- Sic.341.902.00 Control arm, right
- 1974-1989
- 930.341.901.00 Control arm, left
- 911 Turbo 1976
- 930.341.902.00 Control arm, right
- 911 Turbo 1976
- 930.341.901.01 Control arm, left
- 911 Turbo 1977-1989
- 930.341.902.01 Control arm, right
- 911 Turbo 1977-1989
- 901.341.159.00 Front control arm protective
- bracket, 2 req'd, 1969-1983
- 40 SIC.711.120.10 Control arm bushing, polly
- graphite, rear, 2 req'd
- 1969-1989
- 41 911.341.115.00 Adjusting lever bolt, 2 req'd
- 1969-1989

Ball Joint Removal Tool

This factory supplied special tool (Porsche tool #P 280 b) makes removal of 1969 and later type ball joints easier.

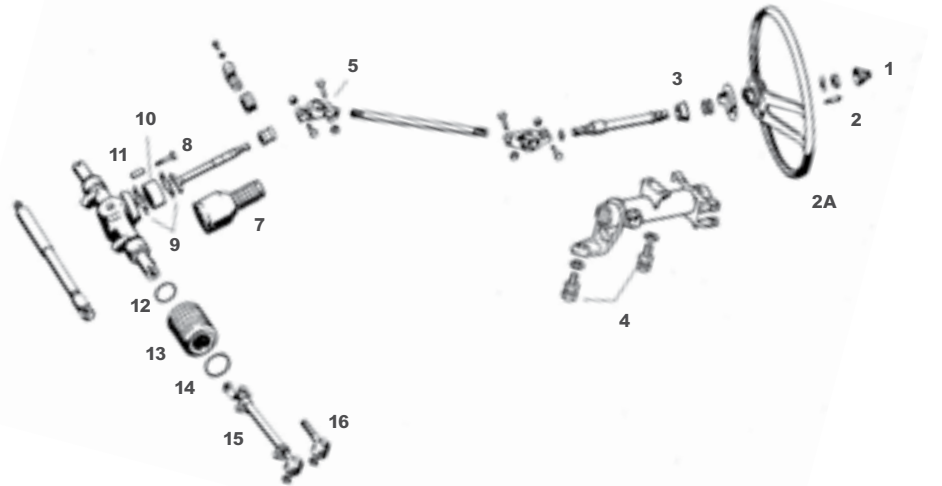
000.721.280.20



Please see the complete list of front strut inserts & rear shocks in this section. Complete front strut assemblies for 911 are available, please inquire.

These kits are necessary to maintain proper steering rack geometry when the car has been lowered. They correct the characteristic commonly referred to as "bump steer."

SIC.347.070.0.....1966 -1989



1	901.347.823.01.....	Rubber horn cuff.....	1965-1973
2	914.347.831.00.....	Horn contact.....	1965-1973
2A	914-347-832.00.....	Horn contact w/elevated hub steering wheel.....	1965-1973
3	914.347.711.00.....	Upper shaft bearing.....	1965-1973
4	901.347.753.00.....	Shear bolt, 1 req'd ('69 - '73), 2 req'd ('74 - '89).....	1969-1989
5	930.347.025.00.....	Steering column universal joint, 2 req'd.....	1965-1989
6	911.347.029.00.....	Lower shaft mount bushing with needle bearing.....	1965-1989
	901.347.223.03.....	Rubber mount bushing without needle bearing.....	1965-1989

Note: The lower shaft mount bushing and needle bearing were originally two separate parts. Now the needle bearing comes complete with the rubber mount (part #911.347.029.00 above). However, if you need the rubber mount bushing only (part #901.347.223.03 above) it is still available separately.

7	901.347.393.01.....	Lower steering shaft bellow.....	1965-1989
8	N.010.353.3.....	Steering coupler bolt, 4 req'd.....	1965-1989
9	901.347.248.00.....	Steering coupler lock plate, 2 req'd.....	1965-1989
10	901.347.201.02.....	Steering coupler.....	1965-1989
11	901.347.215.00.....	Steering coupler tube, 4 req'd.....	1965-1989
12	901.347.308.00.....	Inner boot spring clamp, 2 req'd.....	1965-1989
13	901.347.191.02.....	Steering rack bellow, 2 req'd.....	1965-1989
	930.347.191.02.....	Steering rack bellow.....	911 Turbo 1976-1989
14	901.347.309.00.....	Outer boot spring clamp, 2 req'd.....	1965-1989
15	911.347.031.00.....	Tie rod, 2 req'd.....	1965-1989
	930.347.031.01.....	Tie rod, 2 req'd.....	911 Turbo 1976-1989
16	911.347.322.04.....	Tie rod end, 2 req'd.....	1965-1989
	930.347.322.00.....	Tie rod end, 2 req'd.....	911 Turbo 1976-1989
	N.011.210.1.....	Tie rod nut, 2 req'd (including 911 Turbo).....	1965-1989
	900.021.013.00.....	Split pin, 2 req'd (including 911 Turbo).....	1965-1989
	930.347.313.01.....	Washer for tie rod end.....	911 Turbo 1976-1989
	928.347.739.02.....	Steering column sleeve.....	911, 912E, 911 Turbo 1974-1989






Turbo Tie Rod Kit

Everything you need to convert your non Turbo tie rods (with the rubber bushings) to the more responsive turbo version which have spherical joints on the inner end. Includes two complete turbo tie rods, two steering rack bellows and two washers.

SIC.347.930.00.....1969-1989

Note: The easiest way to determine if your car already has turbo tie rods installed is to check the tie rod ends. Turbo tie rod ends have female threads while non turbo tie rod ends have male threads.



- 1 901.347.082.10..... VDM Steering wheel, mahogany wood, 400mm, recreation 1965-1973
- 2 901.347.081.10..... VDM Steering wheel, leather wrapped, 400mm, recreation 1965-1973
- 3 SIC.613.805.12..... Steering wheel butterfly horn button, as original..... 1965-1967
- 4 901.347.803.00..... Hockey puck horn button, complete, made in Germany..... 1965-1973
- 5 901.347.081.99..... Steering wheel spacer 1972-1973
- 6 SIC.347.821.00..... Chrome trim ring for hockey puck/butterfly horn button..... 1965-1968
- 7 SIC.347.823.00..... Leather center for hockey puck/butterfly horn button 1965-1968
- 8 000.043.161.15.8YR..... Factory sport wheel, red stitching, embossed logo..... 1974-1989
- 9 000.043.161.150.8YR..... Factory sport wheel, black stitching, embossed logo 1974-1989
- 10 911.347.099.05 Steering wheel horn contact 1974-1989
- 11 911.613.807.00 Horn button tension spring..... 1965-1976
- 12 NLA.613.809.00..... Horn button mounting ring 1965-1973
- 13 911.613.806.00 Horn buttonbase plate 1965-1973
- 14 914.347.831.00 Horn contact button 1965-1973
- 15 901.347.823.01..... Rubber horn cuff..... 1965-1973
- N.012.239.1 Steering wheel nut lock washer, 33mm, zinc..... 1965-1989
- 901.613.311.01 Steering column housing, upper 1968-1973
- SIC.613.311.01 Steering column housing, upper 1968-1973
- SIC.613.312.01 Steering column housing, lower..... 1968-1973
- 911.613.328.01 Steering column housing, upper 1974-1989
- 901.559.330.01..... Pictograph decal set for turn signal and wipers 1968-1973
- 914.347.711.00 Upper steering shaft bushing..... 1965-1989
- 928.347.739.00 Steering column sleeve 1974-1989
- 914.347.713.00..... Pressure bearing spring for steering shaft..... 1965-1973



The chart below offers you the three major brands of front strut inserts and rear shocks available for Porsche 911's & 912's. All three have been available as original equipment and offer the optimum combination of performance and comfort. If you are unable to determine the brand of your strut, please call with specific model information.

Guide To Strut Identification

911's & 912's came with either Boge, Koni or Bilstein struts. The most obvious identifier is the brand name stamped into the housing, but this is not always available. If the brand name cannot be found, refer to the following individual characteristics:

Koni

Generally red orange with an internally threaded strut body.

Bilstein

Generally green or yellow with an externally threaded strut body.

Boge – (now Sachs) – Generally black or gray with an internally threaded strut body.

SACHS-BOGE

Year	Model	Strut	Front	Rear
1965-1967	911	Boge	n/a	
1968	911	Boge	n/a	
1966-1968	912	Boge	n/a	
1969-1971	911 / 912	Boge	901.341.903.00	
1972-1974	911	Boge	901.341.903.00	
1975-1985	911 / 912	Boge	SIC.341.913.04*	
1975-1985	911	Boge	SIC.341.913.04*	
1986-1989	911	Boge	SIC.341.913.06*	

*Boge shocks with an SIC prefix are gas filled, all other Boge shocks are hydraulic. There are no hydraulic Boge shocks available for the front of '75-'85 911's and the front or rear of '86-'89 911's



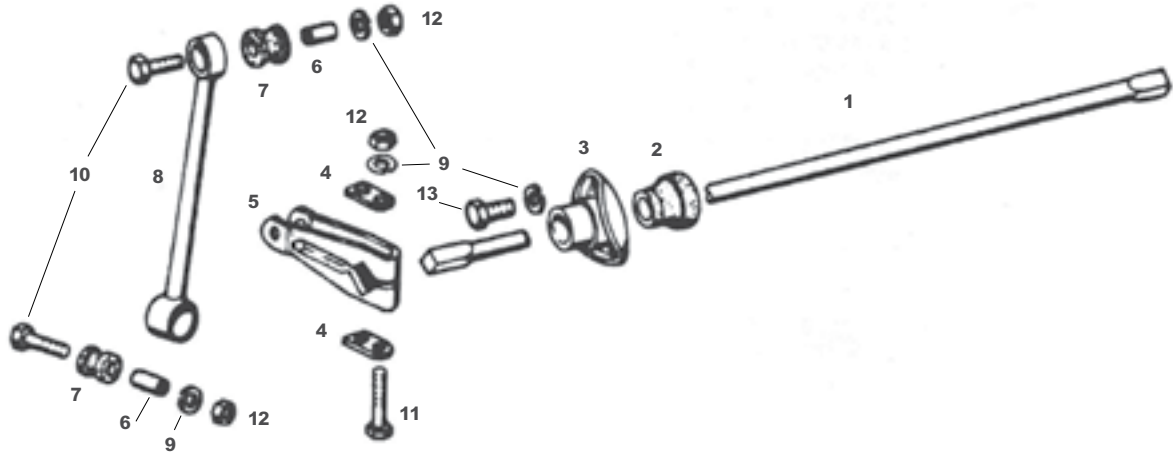
KONI

Koni type numbers are identified by the bold type in the Stoddard part number. *Doesn't fit hydro-pneumatic strut.

Type 30 – High pressure gas, externally adjustable
Type 8040 – Low pressure gas, standard adjustable

Type 80, 82 & 86 – Hydraulic, standard adjustable
Type 8641 – Low pressure gas, externally adjustable

Year	Model	Strut	Front	Rear
1965-1968	911 / 912	Boge	SIC.861.394	SIC.804.010.83
		Koni	SIC.861.308	SIC.804.010.83
1969-1971	911 / 912	Boge	SIC.861.647*	SIC.802.088
		Koni	SIC.861.638	SIC.802.088
1972-1974	911	Boge	SIC.861.647	SIC.821.756
		Koni	SIC.861.638	SIC.821.756
1975-1989	911 / 912E	Boge	SIC.864.110.39	SIC.301.214
	911 / 911 Turbo	Koni	SIC.861.942	SIC.301.214
Bilstein				
1965-1968	911 / 912	Boge	SIC.P36.111	SIC.B46.167
1969-1974	911	Boge	SIC.P36.112	SIC.B46.169
1974-1989	911 / 930	Bilstein	SIC.R36.500.1	SIC.B46.169

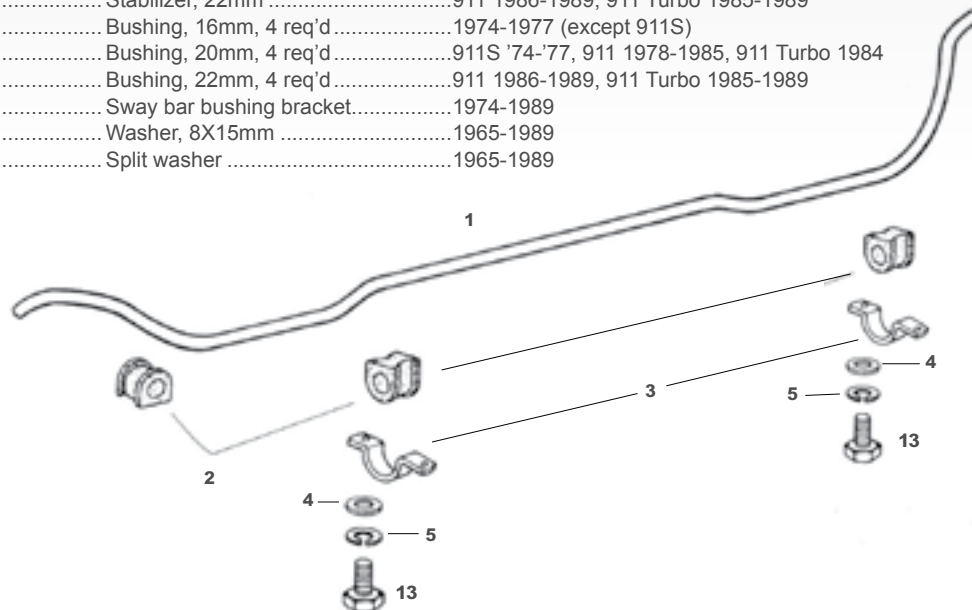


1965 – 1973 911/912 & 1976 – 1977 Turbo

1	901.343.703.04.....	Stabilizer bar, 15mm	911 1965-1973
2	901.343.792.01.....	Rubber bushing, 2 req'd.....	1965-1973
	901.343.792.04.....	Rubber bushing, 2 req'd.....	911 Turbo 1976-1977
3	901.343.754.01.....	Mounting plate, 2 req'd	1965-1973, 911 Turbo 1976-1977
	901.343.765.00.....	Sway bar block off cap.....	911/912 1965-1973
4	901.343.763.00.....	Guide plate, 4 req'd.....	1965-1973
	911.343.767.00.....	Guide plate, 4 req'd.....	911 Turbo 1976-1977
5	901.343.713.01.....	Lever, 2 req'd	1965-1973
	911.343.083.00.....	Lever, 2 req'd	911 Turbo 1976-1977
6	901.343.737.00.....	Spacer tube, 4 req'd.....	1965-1973, 911 Turbo 1976-1977
7	901.343.783.00.....	Rubber bushing, 4 req'd.....	1965-1973, 911 Turbo 1976-1977
8	901.343.076.03.....	Shackle, 2 req'd	1965-1973, 911 Turbo 1976-1977
9	900.027.015.03.....	Split washer	1965-1973, 911 Turbo 1976-1977
10	900.075.033.03.....	Bolt, 8X40mm	1965-1973, 911 Turbo 1976-1977
11	900.074.135.02.....	Bolt, 8X62mm, 4 req'd	1965-1973, 911 Turbo 1976-1977
12	900.076.064.02.....	Nut, 8mm	1965-1973, 911 Turbo 1976-1977
13	900.075.029.03.....	Bolt, 8X25mm	1965-1971
	900.075.087.03.....	Bolt, 8X16mm	1972-1977

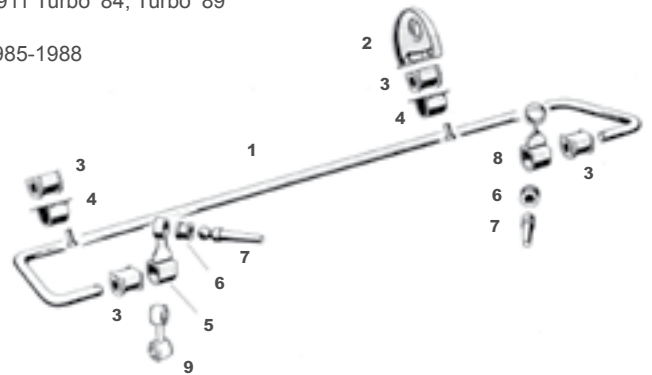
1974 – 1989 911 & 1978 – 1989 Turbo

1	911.343.703.06.....	Stabilizer, 16mm	1974-1977 (except 911S)
	911.343.703.10.....	Stabilizer, 20mm	911S 1974-1977, 911 1978-1985, 911 Turbo 1984
	911.343.703.13.....	Stabilizer, 22mm	911 1986-1989, 911 Turbo 1985-1989
2	911.343.792.02.....	Bushing, 16mm, 4 req'd.....	1974-1977 (except 911S)
	911.343.792.03.....	Bushing, 20mm, 4 req'd.....	911S '74-'77, 911 1978-1985, 911 Turbo 1984
	911.343.881.00.....	Bushing, 22mm, 4 req'd.....	911 1986-1989, 911 Turbo 1985-1989
3	911.343.775.00.....	Sway bar bushing bracket.....	1974-1989
4	900.025.007.03.....	Washer, 8X15mm	1965-1989
5	900.027.015.03.....	Split washer	1965-1989



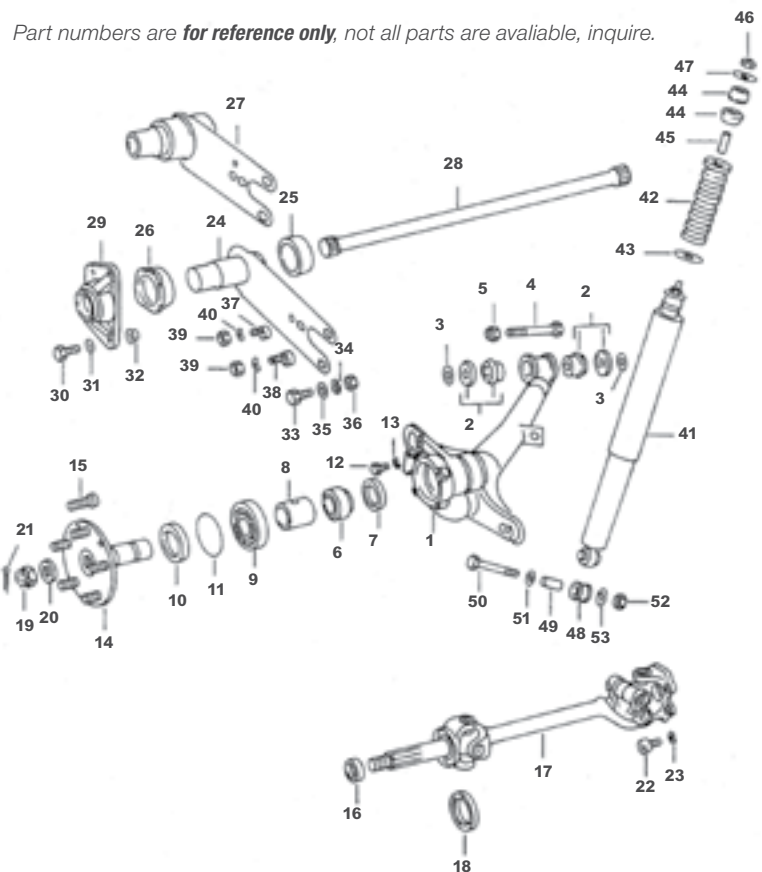
Rear Sway Bar

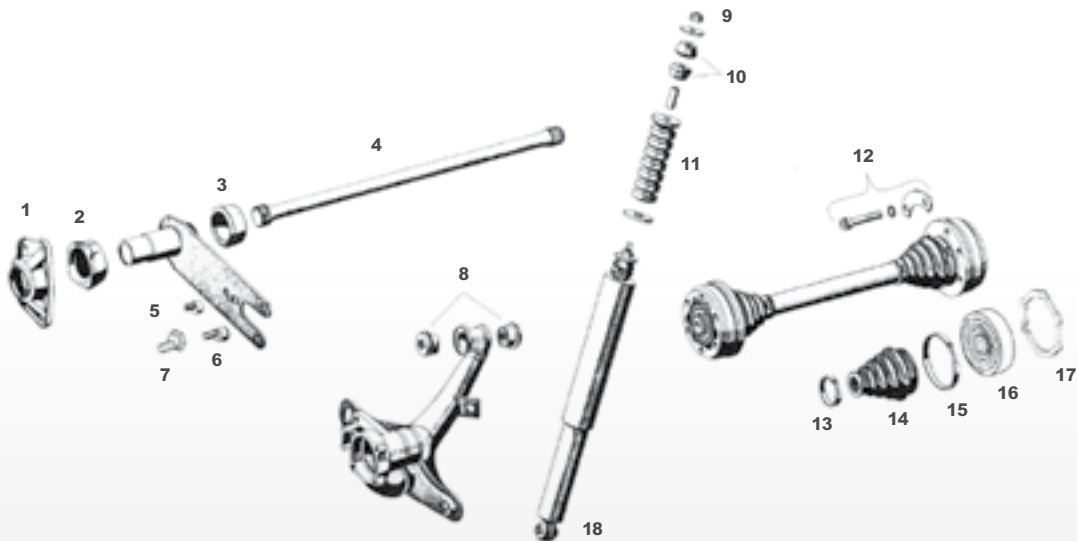
1	901.333.701.04.....	Rear stabilizer bar, 15mm.....	1965-1973
	911.333.701.01.....	Rear stabilizer bar, 18mm.....	1974-1977
	930.333.701.00.....	Rear stabilizer bar, 18mm.....	911 Turbo 1976-1977
	911.333.701.07.....	Rear stabilizer bar, 18mm.....	1978-1985
	930.333.701.23.....	Rear stabilizer bar, 18mm.....	911 Turbo 1978-1984
	911.333.701.10.....	Rear stabilizer bar, 21mm.....	1986-1989
	930.333.701.25.....	Rear stabilizer bar, 20mm.....	911 Turbo 1985-1988
	930.333.701.28.....	Rear stabilizer bar, 18mm.....	911 Turbo 1989
2	901.501.180.20.GRV.....	Chassis console, 2 req'd.....	1965-1971
	911.501.180.00.GRV.....	Chassis console, 2 req'd.....	1972-1977
	911.501.983.00.GRV.....	Chassis console, 2 req'd.....	1978-1989
3	901.333.793.02.....	Rubber bushing, 15mm, 4 req'd.....	1965-1973
	911.333.793.02.....	Rubber bushing, 18mm, 4 req'd.....	1974-1977
	477.411.313.B.....	Rubber bushing, 18mm, 2 req'd.....	911 '78-'85, 911 Turbo '84, Turbo '89
	477.411.313.D.....	Rubber bushing, 21mm, 2 req'd.....	1986-1989
	477.411.313.C.....	Rubber bushing, 20mm, 2 req'd.....	911 Turbo 1985-1988
4	901.333.753.01.....	Bracket, 2 req'd.....	1965-1977
	113.411.333.....	Bracket, 2 req'd.....	1978-1989
5	901.333.731.01.....	Shackle, left.....	1965-1977
6	901.343.782.00.....	Bushing, 2 req'd.....	1965-1977
7	901.331.571.02.....	Ball pin, 95mm, 2 req'd.....	1965-1973
8	901.333.732.01.....	Shackle, right.....	1965-1977
9	930.333.071.00.....	Shackle, left.....	1978-1989
	930.333.072.00.....	Shackle, right.....	1978-1989



Rear Wheel Bearings & Seals

901.331.026.00.....	Inner rear wheel bearing, 2 req'd	1965-1968
900.052.030.00.....	Outer rear wheel bearing, 2 req'd	1965-1968
900.113.011.50.....	Inner rear wheel seal, 2 req'd	1965-1968
999.113.085.40.....	Outer rear wheel seal, 2 req'd	1965-1968
999.701.091.50.....	O-ring, rear wheel, 2 req'd	1965-1968
999.053.035.00.....	Rear wheel bearing, 2 req'd	1969-1973
999.053.020.01.....	Rear wheel bearing, double row,	2 req'd 1974-1989
999.059.056.00.....	Outer rear wheel bearing, 2 req'd	911 Turbo & Turbo Look 1976-1989
999.059.047.00.....	Inner rear wheel bearing, 2 req'd	911 Turbo & Turbo Look 1976-1989
930.331.609.00.....	Crush sleeve, 2 req'd	911 Turbo & Turbo Look 1976-1989
999.113.235.40.....	Outer rear wheel seal, 2 req'd	911 Turbo & Turbo Look 1976-1989
999.113.218.40.....	Inner rear wheel seal, 2 req'd	911 Turbo & Turbo Look 1976-1989





- | | | |
|---|--|---------------------------|
| 1 | 901.333.153.00... Cover Plate, 2 req'd | 1965-1989 |
| | SIC.333.153.00...Cover plate, 2 req'd reproduction..... | 1965-1989 |
| 2 | 901.333.195.00... Outer spring plate bushing, rubber, 2 req'd..... | 1965-1967 (up to #307325) |
| | SIC.333.100.04...Outer spring plate bushing, plastic replacement, 2 req'd..... | 1965-1989 |
- Note:** From chassis #307325 on, the rubber bushings are bonded to the spring plate and are not available separately. An economical solution to replacing the entire spring plate is to install the plastic replacement bushings listed above. Please keep in mind that the plastic replacement bushings were designed for performance use and should be replaced in pairs (inner and outer) on both spring plates.
- | | | |
|---|--|-----------------------------------|
| | SIC.333.110.00 ... Set of 4 Neatrix rubber bushings fits 911, 911 Turbo & 912..... | 1968-1989 |
| 3 | 644.333.131.00... Inner spring plate bushing, rubber, 2 req'd | 1965-1967 (up to #307325) |
| | SIC.333.103.56... Inner spring plate bushing, plastic replacement, 2 req'd..... | 1965-1967 (up to chassis #307325) |
- Note:** In mid year 1976, Porsche changed from a one piece to a two piece spring plate. If you are not sure which you have, please call with specific chassis # information.
- | | | |
|---|--|----------------------------------|
| | SIC.333.100.04..... Inner spring plate bushing, for 1 piece spring plate, plastic, 2 req'd | 1967 (from chassis #307326)-1976 |
| | SIC.333.100.03..... Inner spring plate bushing, for 2 piece spring plate, plastic, 2 req'd | '76-'89 |
| 4 | 901-333.101.05 Rear torsion bar, 23mm, left | 1965-1967, 1969-1977 |
| | 901.333.102.05 Rear torsion bar, 23mm, right | 1965-1967, 1969-1977 |
| | 311.511.115B Rear torsion bar, 23mm, left | 1968 |
| | 311.511.116B Rear torsion bar, 23mm, right | 1968 |
| | 911.333.101.09 Rear torsion bar, 24.1mm, left | 1978-1985 |
| | 911.333.102.09 Rear torsion bar, 24.1mm, right | 1978-1985 |
| | 911.333.101.03 Rear torsion bar, 26mm, left | 911 Turbo 1976-1988 |
| | 911.333.102.03 Rear torsion bar, 26mm, right | 911 Turbo 1976-1988 |
| | 911.333.101.12 Rear torsion bar, 25mm, left | 1986 |
| | 911.333.102.12 Rear torsion bar, 25 mm, right | 1986 |
| | 911.333.115.00 Rear torsion bar, 25mm, left | 1987-1989 |
| | 911.333.116.00 Rear torsion bar, 25mm, right | 1987-1989 |
| | 930.333.115.01 Rear torsion bar, 27mm, left | 911 Turbo 1989 |
| | 930.333.116.01 Rear torsion bar, 27mm, right | 911 Turbo 1989 |

Note: Not all torsion bars are still available, the guide above is for reference only.

Rear Suspension Components

5	901.333.133.05.....	Eccentric, 2 req'd.....	1965-1989
6	901.333.133.09.....	Eccentric, 2 req'd.....	1965-1973
	901.333.133.04.....	Eccentric, 2 req'd.....	1974-1979
7	911.333.303.00.....	Eccentric, 2 req'd.....	1976-1989

Note: The above eccentric is used on '76 and later 911's from the following chassis #'s: 911 620 1873 (Coupe), 911 621 1899 (Targa), 930 680 0494 (Turbo).

8	901.331.059.00.....	Bushing, 4 req'd.....	1965-1989
9	900.084.013.02.....	Nut, 2 req'd.....	1965-1989
10	911.333.521.00.....	Bushing, 4 req'd.....	1965-1989
11	901.333.301.01.....	Spring, 2 req'd.....	1968-1971
	911.333.301.04.....	Spring, 2 req'd.....	1972-1974, 1983-1989
	911.333.301.01.....	Spring, 2 req'd.....	1975-1982

Note: In mid 1975, Porsche began using a CV joint with the flange attached directly to the boot. This CV joint is easily identifiable because they also went to a 6 bolt flange as opposed to the 4 bolt flange used from 1969 on. In the following section, "early" 1975 refers to the cars with the 4 bolt separate flange and "late" 1975 refers to cars with the 6 bolt flange.

12	CV joint bolts, washers & lockplates – There are many variations of these parts depending on the year & model of your car. Call to order.		
13	928.332.257.00.....	Small CV boot clamp, 4 req'd.....	1967-1968
	928.332.257.01.....	Small CV boot clamp, 4 req'd.....	1985-1989 (including Turbo)

Note: '69 – '84 cars did not use a small CV boot clamp.

14	901.332.293.10.....	CV dust boot, 4 req'd.....	1967-1968
	901.332.293.12.....	CV dust boot, 4 req'd.....	1969-1975 (early)
	923.332.037.00.....	CV dust boot with flange, 4 req'd.....	1975 (late)-1984
	928.332.924.02.....	CV boot kit, 4 req'd.....	1985-1989, 911 Turbo 1987-1989
15	901.332.313.10.....	Large CV boot clamp, 4 req'd.....	1967-1968
	911.332.257.00.....	Large CV boot clamp, 4 req'd.....	1969-1975, 911 Turbo 1985-1989
	999.512.315.02.....	Large CV boot clamp, 4 req'd.....	911 Turbo 1976-1977
16	911.332.032.02.....	CV joint, 4 req'd.....	1972-1975 (early)
	923.332.032.00.....	CV joint, 4 req'd.....	1975 (late)-1984
	930.332.034.00.....	CV joint, 4 req'd.....	911 Turbo 1976-1986
	911.332.923.01.....	CV joint kit, including boot.....	1985-1989 (including 911 Turbo 1987-1989)
17	901.332.297.00.....	CV joint gasket, with bolt holes inside gasket, 4 req'd.....	1969-1975 (early)
	923.332.297.00.....	CV joint gasket, with bolts outside gasket, 4 req'd.....	1975 (late)-1986
	930.332.297.00.....	CV joint gasket, 4 req'd.....	911 Turbo 1976-1986

Note: No CV joint gasket is use on '66 – 68 and '87 – '89 models.

18	SIC.082.049.02.....	14mm x 100mm 1.5 bolt, 10.9 strength
----	---------------------	--------------------------------------



Nadella Half Shafts

All 1966 to early 1967 911's (including the 1967 911S and 1968 911L with limited slip differentials) required Nadella u-joint style axles. Since no new Nadella axle assemblies exist a conversion to the later style Lobro axle is required. Please call to discuss your needs for these early models.



Lubro Moly CV Grease

SIC.999.647.00

Long term lubrication for the critical CV joint with the addition of MoS2. Great for high bearing pressures. Works well in ball joints and wheel bearings. Made in Germany. 2.8 oz. tube. One req'd per CV joint.



FUCHS 68-73



FUCHS Late



Cookie Cutter



Steel Chrome



Cup 993

Forged

A much more expensive means of producing wheels but the result is a much stronger, precise and lighter wheel with a stronger resistance to impact. A forged wheel is produced when a metal ingot is put under extreme force in a die which literally forces the metal into the desired shape.

Pressure Cast

A process by which the basic alloy is melted then poured either by injection or gravity into a mold. After curing, the mold is removed and the casting is finished to specification.

Hubcaps

Note: '65 - '77 911 & 912 steel wheels came with a chrome cap with a "tarnished" chrome crest. The same cap with an enameled crest (like the one used on 356 hubcaps) was also an option from '65 - '68 and can be used right up to '77. The enameled crest featured orange bands in the crest, and this is the type supplied on the enameled crest hubcap listed below.



SIC.361.031.01.....	Chrome hubcap, with tarnished chrome crest	'65-'77
901.559.801.01.....	Tarnished chrome replacement crest for above hubcap	1965-1977
NLA.361.031.00.....	Chrome hubcap, with enameled crest	1965-1968
644.559.801.00.....	Enameled replacement crest for above hubcap	'65-'68
901.361.032.00.....	Silver three clip hubcap for alloy wheels	1967-1973
911.361.032.00.....	Silver clip retainer hubcap, with removal holes for alloy wheels	1974-1986
911.361.032.28.....	Black version of above hubcap	1974-1986
911.361.032.29.....	Grand prix white clip retainer hubcap, with removal holes, for alloy wheels	1984-1989
911.361.032.30.....	Platinum metallic version of above hubcap	'84-'89
911.361.032.50.697....	Diamond blue metallic version of above hubcap	'84-'89

Lug Nuts, Studs & Spacers

N.020.112.1.....	Open ended lug nut for steel wheels	1965-1986
999.182.001.02.....	Natural finish alloy lug nut.....	1967-1986
999.182.003.36.....	Black finish alloy lug nut.....	1967-1989
928.361.306.01.....	Lug nut for phone dial style wheel	1985
928.361.306.03.....	Lug nut for phone dial style wheel	1989
904.341.671.00.....	Standard length 45mm wheel stud	1989
911.331.671.00.....	66mm front wheel stud for 911 Turbo or 911's with Turbo flare	1974-1989
901.331.671.01.....	72mm rear wheel stud for 911 Turbo or 911's with Turbo flare	1974-1989
901.352.413.00.....	7mm wheel spacer for front or rear.....	1965-1973
477.501.701.....	21mm front wheel spacer.....	1974-1987
930.331.611.04.....	28mm rear wheel spacer	1974-1989

Note: Spacers are based on original equipment specifications. Your needs may vary depending on modifications to your car.

We suggest liberal use of Never Seez (part #SIC.999.300.00) on lug nuts.



Factory Locking Set

993.361.057.00..... Includes 4 special locking type lug nuts and a special "key" socket

Valve & Stem Supports

911.361.561.01..... This support must be used on all forged 7, 8 and 9 inch Porsche rims to avoid excessive loads on the rubber valves.

Rubber Valve

SIC.900.413.00..... Always use new valves when replacing tires

Original Equipment Jacks

644.722.010.00.....	1965-1968
911.721.011.04.....	1969-1989



Stoddard Exclusive Lug Socket

Lightweight, durable, all aluminum. Will not mar alloy nuts. Designed and tested in our shop, this socket will work on all OE and most aftermarket wheels. Not intended for use with an impact wrench.

T52.508.300

Discs

Front Brake Discs

901.351.401.11..... Solid brake disc, 2 req'd.....911/912 1965-1969, 1976 912E
 477.405.083A..... Vented brake disc, 2 req'd.....911 1967-1983, Turbo 1976-1977

Note: Because the vented brake disc above (part #477.405.083A) is a superseded part, Porsche recommends replacing them in pairs only.

930.351.047.00..... Vented brake disc, left.....911 Turbo 1978-1980
 930.351.048.00..... Vented brake disc, right.....911 Turbo 1978-1980
 911.351.041.22..... Vented brake disc, 2 req'd.....911 1984-1989
 930.351.047.02..... Vented brake disc, left.....911 Turbo & Turbo Look 1981-1989
 930.351.048.02..... Vented brake disc, right.....911 Turbo & Turbo Look 1981-1989
 964.351.041.02..... Vented brake disc, 2 req'd.....C2, C4, RS USA 1989-1994

Rear Brake Discs

901.352.401.10..... Solid brake disc, 2 req'd.....911/912 1965-1968
 901.352.401.17..... Solid brake disc, 2 req'd.....911/912 1969, 1976 912E
 901.352.041.15..... Vented brake disc, 2 req'd.....1966-1968 911S, 1968 911L
 901.352.041.14..... Vented brake disc, 2 req'd.....911/912 1969-1983, 911 Turbo 1976-1977
 930.352.045.01..... Vented brake disc, left.....911 Turbo & Turbo Look 1978-1989
 930.352.046.01..... Vented brake disc, right.....911 Turbo & Turbo Look 1978-1989
 911.352.041.08..... Vented brake disc, 2 req'd.....911 1984-1989
 951.352.041.02..... Vented brake disc, 2 req'd.....C2, C4, RS USA 1989-1994



Brake Caliper Designation

- “M” caliper is small, cast iron.
- “A” caliper is large, 2 piece cast iron.
- “S” caliper is large, 1 piece alloy.

1984-1987 911 Carrera with M491 “Turbo Look” option uses the Turbo brake components. Refer to “Turbo Look” in the charts.

Use of the silicone brake fluid should be limited only to completely new systems. Silicone and standard brake fluid do not mix.

Early 1975 911 with cast iron front brake calipers used the small “M” caliper. Starting with the following serial numbers, the large cast iron “A” caliper was used:

911 510 1183	911 511 0921	911 520 2046	911 521 1218
911 530 0374	911 531 0242	911 540 0342	911 540 0342



Front Brake Calipers

901.351.975.01..... Cast iron “M” caliper, left, for cars with solid disc 911/912 1965-1969	911.351.935.00..... Alloy “S” caliper, left 911S 1969-1973, 911 Turbo1976-1977
901.351.976.01..... Cast iron “M” caliper, right, for cars with solid disc 911/912 1965-1969	911.351.936.00..... Alloy “S” caliper, right 911S 1969-1973, 911 Turbo1976-1977
	911.351.425.02..... Alloy “A” caliper, left.....1975 (late)-1983
	911.351.426.02..... Alloy “A” caliper, right1975 (late)-1983
	923.351.425.00..... Caliper, left.....1976 912E
	923.351.426.00..... Caliper, right1976 912E
	930.351.091.03..... Caliper left 911 Turbo & “Turbo Look”.....1978-1989
	930.351.092.03..... Caliper right 911 Turbo & “Turbo Look”.....1978-1989
	911.351.425.03..... Caliper, left.....1984-1989
	911.351.426.03..... Caliper, right1984-1989
	SIC.351.991.00..... Bridge pipe for front aluminum caliper* left1969-1977
	SIC.351.992.00..... Bridge pipe for front aluminum caliper* right.....911S 1969-1977

**1969-1977 S calipers, 1975-1983 911A calipers from Serial #901 510 1183*

Restored Caliper Sets

Our caliper sets include all new seals, proper plating on caliper body and fasteners, new crossover pipes as needed, completely restored to as new condition.

SIC.351.965.11.SET For cars with solid rotors, 911/912.....	1965-1969
SIC.351.907.00.SET For cars with vented rotors, 911/912.....	1967-1975
SIC.351.425.02.SET For cars with venter rotors, 911/912.....	1975-1983

Rear Brake Calipers

911.352.907.00.....	Brake caliper, left, for cars with vented disc.....	911 1969-1983, 911 Turbo 1976-1977
911.352.908.00.....	Brake caliper, right, for cars with vented disc.....	911 1969-1983, 911 Turbo 1976-1977
923.352.425.00.....	Brake caliper, left.....	912E 1976
923.352.426.00.....	Brake caliper, right.....	912E1976
930.352.091.03.....	Brake caliper, left.....	911 Turbo 1978-1989
930.352.092.03.....	Brake caliper, right.....	911 Turbo 1978-1989
911.352.425.00.....	Brake caliper, left.....	1984-1989
911.352.426.00.....	Brake caliper, left.....	1984-1989

Brake Caliper Rebuild Kits (One set required per caliper.)

Note: For a listing of the serial number breaks between early & late '75 911 brake calipers see the brake caliper designation information in the beginning of this section.

Front

901.351.964.11.....	Rebuild kit for cast iron "M" caliper.....	911/912 1965-1975 (early)
901.351.998.00.....	Rebuild kit for alloy "S" caliper.....	911S 1969-1976, 911 Turbo 1976-1977
SIC.351.999.00.....	O-ring for end cap.....	911S 1969-1973, 911 Turbo 1976-1977
911.351.946.00.....	Rebuild kit for cast iron "A" caliper.....	911 1975 (late)-1988

Rear

901.352.964.11.....	Rebuild kit for calipers with 35mm piston, cars with solid disc.....	911 1965-1967, 912 1965-1968
901.352.964.32.....	Rebuild kit for calipers with 38mm piston, cars with vented disc.....	911S & 911L 1967-1968
901.352.998.00.....	Rebuild kit for caliper.....	911 1969-1970, 912 1969, 911 Turbo 1976-1977
911.352.998.00.....	Rebuild kit for caliper.....	911 1978-1983
911.352.905.00.....	Rebuild kit for caliper.....	911 1984-1989

Stainless Steel Replacement Caliper Pistons**Front**

NLA.351.097.00.....	48mm piston for "M" caliper.....	911/912 1965-1975 (early)
SIC.351.988.00.....	48mm piston for "S" caliper.....	911S 1969-1973, 911 Turbo 1976-1977
SIC.351.425.00.....	48mm piston for "A" caliper.....	911 1975-1988

Rear

NLA.352.099.00.....	35mm piston with clip.....	911 1965-1967, 912 1965-1968
---------------------	----------------------------	------------------------------

Note: Although our listing of replacement rear pistons is as accurate as possible, we have found variations in applications either due to supersessions or caliper changes. Please check your caliper for a center pin in the bore and order according to the parts listing.

NLA.352.099.11.....	38mm piston with center pin.....	911S & 911L 1967-1968
SIC.352.993.00.....	38mm piston without center pin.....	911 1969-1983, 911 Turbo 1976-1977

Brake Pads

In our listing you will find factory supplied brake pad sets (which are offered only in the asbestos free version) and aftermarket replacement sets. Brake pad sets do not include the hardware. If the hardware kit for your car is not listed, please inquire for individual parts.

Front Brake Pads

911.352.950.04.....	Factory brake pad set for cast iron "M" calipers.....	911/912 1965-1975 (early)
SIC.351.912.13.....	Aftermarket replacement brake pad set for cast iron "M" calipers.....	911/912 1965-1975 (early)
SIC.352.950.OE.....	Stoddard/Hawk ceramic brake pad set for "M" calipers.....	911/912 1967-1975 (early)
SIC.352.950.HP.....	Stoddard/Hawk high performance brake pad set for "M" calipers.....	911/912 1967-1975 (early)
SIC.351.950.OE.....	Stoddard/Hawk ceramic brake pad set for "A" calipers.....	911 1974-1989
SIC.351.950.HP.....	Stoddard/Hawk high performance brake pad set for "A" calipers.....	911 1974-1989
SIC.351.951.OE.....	Stoddard/Hawk ceramic brake pad set for alloy calipers.....	911 1969-1977
SIC.351.951.HP.....	Stoddard/Hawk high performance brake pad set for alloy calipers.....	911 1969-1977
911.351.951.02.....	Hardware kit for cast iron "M" calipers.....	911/912 1965-1975 (early)
911.351.950.03.....	Factory brake pad set for alloy "S" calipers, lining is 18.5mm.....	911 1969-1977, 911 Turbo 1976-1977
SIC.351.997.00.....	Aftermarket replacement brake pad set for alloy "S" caliper.....	911 1969-1977, 911 Turbo 1976-1977
911.351.951.03.....	Hardware kit for alloy "S" calipers.....	911 1969-1977, 911 Turbo 1976-1977
911.351.950.02.....	Factory brake pad set for cast iron "A" calipers and '84-'89 Carrera alloy calipers lining is 13.5mm.....	911 1975 (late)-1989, 912E 1976

Front Brake Pads (continued)

911.352.951.00.....	Hardware kit for cast iron "A" calipers.....	911 1975 (late)-1983,912E 1976
911.351.951.01.....	Hardware kit for alloy Carrera calipers.....	911 1984-1989
964.351.939.03.....	Factory brake pad set for alloy calipers.....	911 Turbo 1978-1989
SIC.351.939.03.....	Aftermarket brake pad set for alloy calipers.....	911 Turbo 1978-1989
964.351.939.03.....	Factory brake pad set.....	C4 89-91, C2 90-91, C2/C4/RS

Rear Brake Pads

911.352.939.00.....	Factory brake pad set.....	911/912 1965-1968
SIC.352.912HP.....	Aftermarket, Stoddard/Hawk.....	911/912 1965-1968
SIC.352.950.OE.....	Stoddard/Hawk ceramic brake pad set for "M" calipers.....	911/912 1969-1983
SIC.352.950.HP.....	Stoddard/Hawk high performance brake pad set for "M" calipers.....	911/912 1969-1983
911.352.950.03.....	Factory brake pad set.....	911 1969-1983, 911, Turbo 1977, 912E
911.352.951.01.....	Hardware kit.....	911 1969-1983, 911, Turbo 1977, 912E
911.352.950.02.....	Factory brake pad set.....	911 1984-1989
911.352.951.01.....	Hardware kit.....	911 1984-1989
964.351.939.03.....	Factory brake pad set.....	911 Turbo & Turbo look 1984-1989
901.351.913.10.....	Retaining pin front.....	911/912 1965-1968
964.351.939.03.....	Factory brake pad set.....	C4 1989-1991, C2/C4/RS USA
964.352.949.03.....	Factory brake pad set.....	C2 1990-1991
901.351.955.10.....	Safety clip, front & rear, for retaining pin.....	All cars 1965-1984

Brake Master Cylinders

911/912 Single Circuit Master Cylinder 1965-1967

901.355.011.01.....	Master cylinder
695.355.930.01.....	Rebuild kit
695.355.013.00.....	Fluid reservoir with cap
211.611.381B.....	Strainer
N.020.350.1.....	Connecting hose, blue, sold by the meter, 1 req'd
901.613.401.00.....	Stop light switch

911/911 Turbo & 912E

Dual Circuit Master Cylinder 1968 – 1976

911.355.012.02.....	Master cylinder
---------------------	-----------------

Note: The above master cylinder comes with the warning switch used on the '76 911 (part #911.606.401.00). If you have an earlier car you must order the correct warning switch for your application from the list below.

901.355.930.00.....	Rebuild kit	
911.355.013.13.....	Fluid reservoir with cap	
911.355.905.02.....	Cap	
901.355.908.00.....	Cap seal only	
999.181.021.50.....	Connecting hose, sold by the meter, 1 req'd	
999.512.055.02.....	Hose clamps, 2 req'd	
900.123.004.20.....	Seal ring on cylinder, 1 req'd	
904.355.902.00.....	Seal ring on cylinder, 1 req'd	
999.181.204.40.....	Overflow hose, sold by the meter, 1 req'd	
901.613.115.00.....	Two pole warning light switch.....	911/912 1968-1974
914.613.116.00.....	Single pole warning light switch.....	911 1975
911.606.401.00.....	Warning switch.....	911/912E 1976

Power Assisted Master Cylinder 911/911 Turbo 1977-1989

911.355.011.12.....	Master cylinder.....	911 1977-1989, 911 Turbo 1977
930.355.011.03.....	Master cylinder.....	911 Turbo 1978-1989
911.355.013.13.....	Fluid reservoir.....	911 & 911 Turbo 1977-1986
911.355.017.04.....	Fluid reservoir.....	911 & 911 Turbo 1987-1989
113.945.515H.....	2 pole stoplight switch, 2 req'd.....	911 & 911 Turbo 1977-1989
113.945.515G.....	3 pole stoplight switch, 2 req'd.....	911 & 911 Turbo 1984-1986

Note: Between '84 and '86 Porsche used the 2 pole stoplight switch on some cars and the 3 pole stoplight switch on others. Please confirm which switch you have before ordering.

251.611.243.....	Master cylinder to brake booster o-ring.....	1977-1989
------------------	--	-----------





Brake Hoses & Line Kits

Brake Hoses

901.355.632.01.....	Front brake hose, 2 req'd	911/912 1965-1989
695.352.631.00.....	Rear brake hose, 2 req'd	911/912 1965-1968
901.355.631.01.....	Rear brake hose, 2 req'd	911/912 1969-1983
911.355.087.00.....	Rear brake hose, 2 req'd	1984-1989
914.355.665.00.....	Brake hose bracket, 4 req'd	911/912 1965-1989
803.611.715.....	Retaining spring, 3 req'd ('65 -'68), 4 req'd ('69 - '89).....	911/912 1965-1989

Pre Bent Metal Brake Line Kits

SIC.355.600.10.....	9 piece set, galvanized steel.....	911/912 1965-1967
SIC.355.600.12.....	9 piece set, German PVF green	911/912 1965-1967
SIC.355.650.10.....	10 piece set, galvanized steel.....	911/912 1968
SIC.355.700.10.....	12 piece set, galvanized steel.....	911/912 1969-1977
SIC.355.700.12.....	12 piece set, German PVF green	911/912 1969-1977
914.355.651.00.....	Brake line grommet, 2 req'd.....	911/912 1965-1977
914.355.652.00.....	Brake line grommet clamp	911/912 1965-1977

Complete Metal Brake Line Kits

From COHLINE, the original supplier to Porsche. Must be hand formed.

SIC.355.790.10.....	9 piece set.....	911/912 1965-1967
SIC.355.790.20.....	9 piece set.....	911/912 1968
SIC.355.790.30.....	10 piece set.....	911/912 1969-1976

Brake Wear Warning Contacts

944.612.211.00.....	Front contact, 2 req'd	911 & 911 Turbo 1984-1989
964.612.363.01.....	Front contact, 2 req'd	911 C2, C4, RS USA 1989-1994
944.612.211.03.....	Rear contact, 2 req'd.....	911 1984-1989
930.612.211.02.....	Rear contact, 2 req'd.....	911 Turbo 1984-1989
964.612.365.01.....	Rear contact, 2 req'd.....	911 C2, C4, RS USA 1989-1994
944.612.627.00.....	Contact clamp, 4 req'd	911 & 911 Turbo 1984-1989

Emergency Brake Shoes

These brake shoes are relined and are available on an exchange basis only. Cores must be sent in advance. Sold in sets of four, one set required per car.

SIC.352.097.11X	32mm wide, with pin - exchange.....	911/912 1965-1968
SIC.352.097.09X	25mm wide, with pin - exchange.....	911/912 1969-1989, 911 Turbo 1976-1977
SIC.352.097.10X	25mm wide, without pin - exchange.....	911 Turbo 1978-1989
SIC.352.097.09.....	25mm wide, with pin, new no exchange	911/912 1965-1989

Foot Pedal Systems

- 1 901.423.036.00 Clutch pedal stop including rubber profile 1965-1989
- 2 901.423.391.00 Rubber profile for above clutch stop 1965-1989
- 3 914.423.210.00 Clutch and brake pedal pad, 2 req'd 1965-1989
- 4 SIC.423.341.01 Pedal bushing kit, with bronze bushings, pins
lock nut and washers 911/912 1965-1986, 911 Turbo 1976-1988

Note: Bronze bushings are longer wearing than the original nylon and won't squeak. Soak bronze bushings in oil overnight before installation. The oillite bronze will absorb the oil and will give excellent long term lubrication.

- 5 901.423.391.00 Pedal stop 1965-1977
911.423.391.02 Pedal stop 911 1978-1986, Turbo 1976-1988
- 6 901.423.531.00 Brake return spring 1965-1977
911.423.531.03 Brake return spring 1978-1989
- 7 901.423.317.00 Clutch release spring 1967 (from chassis #3051001)-1973
- 8 900.166.002.02 Clutch cable clevis 911/912 1965-1986, 911 Turbo 1976-1988
- 9 999.166.001.02 Pin for cable clevis 911/912 1965-1986, 911 Turbo 1976-1988
- 10 900.076.010.02 6mm lock nut 911/912 1965-1986, 911 Turbo 1976-1988
- 11 901.423.401.01 Clutch cable 1965-1969
911.423.210.01 Clutch cable 1970-1971
911.423.401.00 Clutch cable 1972-1974
911.423.401.03 Clutch cable 1975-1976

Note: The above cable was used on '76 cars up to VIN #'s 911 620 1872 (coupe) and 911 621 1898 (Targa).

- 911.423.401.05 Clutch cable 1976

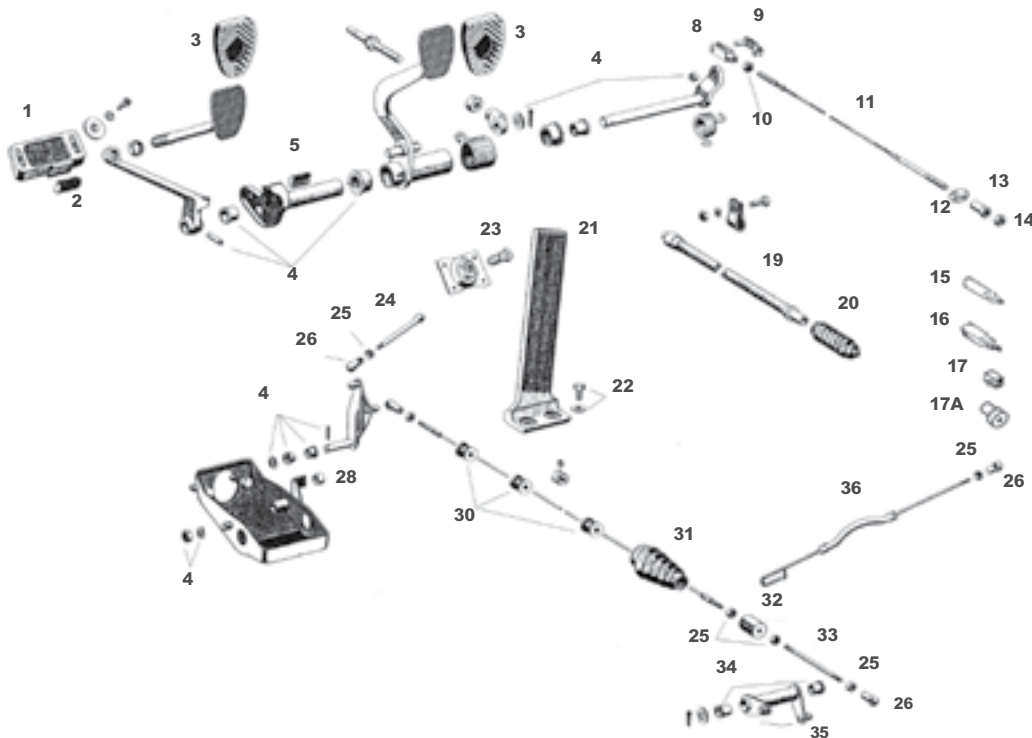
Note: The above cable was used on '76 cars from VIN #'s 911 620 1873 (coupe) and 911 621 1899 (Targa).

- 930.423.401.01 Clutch cable 911 Turbo 1976
- 930.423.401.05 Clutch cable 911 1977-1986, 911 Turbo 1977-1988

Note: The above cable was used on '78 911 Turbo from VIN 930 880 0191. Prior to that VIN #, '78 911 Turbos used the cable listed below.

- 930.423.401.06 Clutch cable 1978-911 Turbo

- 12 901.423.327.00 Clutch cable connector 1965-1969



Note: Parts diagram illustration is located on page 58

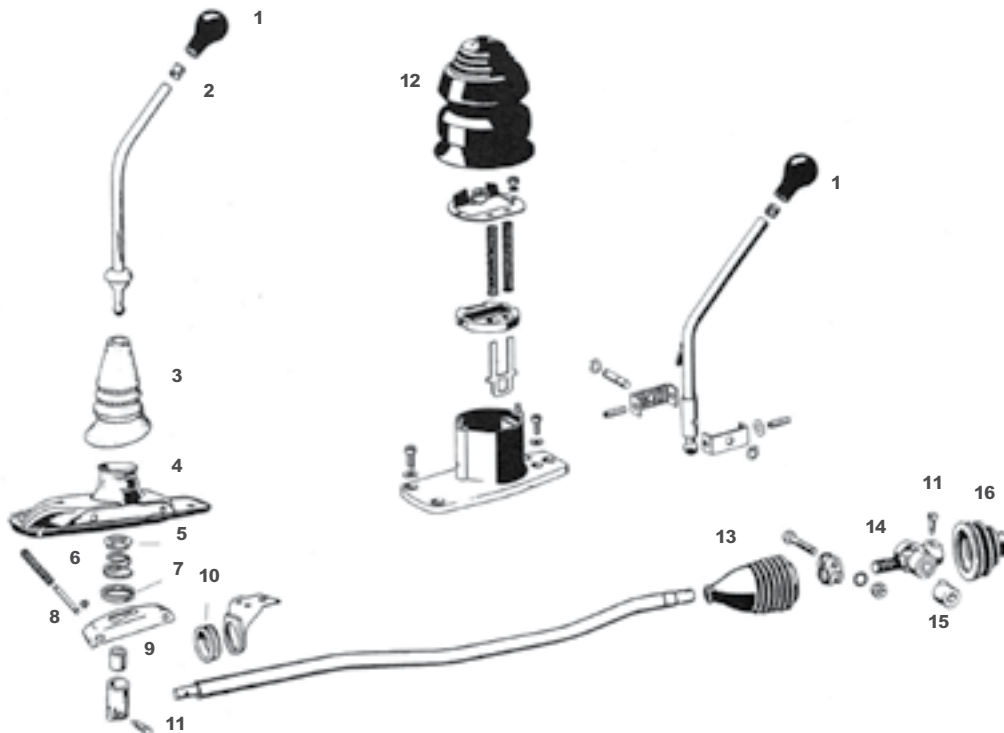
13	695.423.407.00..... 7mm adjusting nut-11mm A.T.F.	1965-1969
14	N.011.007.3 Lock nut, 11mm A.T.F.	1965-1969
15	911.423.212.00..... Original plastic clutch cable connector.....	1970-1971
16	SIC.423.212.00..... Metal clutch cable connector, replacement for original plastic type	1970-1971
17	SIC.423.205.03..... Metal clutch cable connector	1972-1978
17A	911.423.213.99..... Clutch Cable Retainer.....	1970-1971 only
18	999.706.009.80..... Clutch cable housing support strap.....	1965-1969
19	901.423.421.02..... Club cable housing	1965-1969
20	695.423.922.00..... Clutch cable boot	1965-1969
	914.423.922.02..... Clutch cable boot	1970-1977 (including Turbo)
	311.713.269B Clutch cable boot	911 1978-1986, 911 Turbo 1978-1988
21	901.423.010.00..... Accelerator pedal, rubber.....	1965-1977
	911.423.111.02..... Accelerator pedal, plastic.....	1978-1989
22	SIC.423.001.00..... Pedal mounting hardware kit	1965-1989
23	SIC.551.671.20..... Nylon pedal stop bolt	1965-1977
	SIC.551.671.00..... Pedal stop mount.....	1965-1977
	901.551.065.20..... Pedal stop mount.....	1965-1977
24	914.423.227.00..... Accelerator pedal push rod	1965-1989
25	N.011.005.14 5mm lock nut, 6 req'd.....	1965-1989
26	900.169.001.02..... Accelerator rod ball cup, 4 req'd	1965-1977
	911.423.147.00..... Accelerator rod ball cup, 4 req'd	1978-1989
27	901.423.250.02..... Accelerator lever	911/912 1965-1986, 911 Turbo 1976-1989
	911.423.250.00..... Accelerator lever	1987-1989
28	901.423.193.00..... Rubber stop for accelerator lever.....	1965-1989
29	PCG.423.024.00... Accelerator rod.....	1965-1989
30	901.423.227.00..... Bushing for accelerator rod, 3 req'd.....	1965-1989
31	911.423.593.01..... Accelerator rod boot.....	1965-1989
32	911.423.081.02..... Accelerator rod link, latest metal encased type	1965-1989
	Note: It's a good idea to carry a spare accelerator rod link for on the road emergencies.	
33	901.423.223.01..... Accelerator rod extension	1965-1986
	911.423.269.00..... Accelerator rod extension	1987-1989
34	914.423.211.00..... Original white plastic bell crank bushings, 2 req'd	1965-1989
	NLA.423.211.00.... Bronze replacement bell crank bushings, 2 req'd.....	1965-1989
	Note: The bronze bell crank bushings are a longer lasting replacement for the original white plastic bushings.	
35	NLA.423.020.3M... Bell crank repair kit, includes mushroom head pin and ball pin to replace the most commonly worn pieces on the bell crank.	1965-1989
36	901.423.026.02..... Accelerator pull rod	1965-1968
	901.423.026.03..... Accelerator pull rod	1969-1971
	911.423.016.00..... Accelerator pull rod	1972-1973 (except cars with CIS injection)
	911.423.043.00..... Accelerator pull rod	1973 (with CIS fuel injection)-1983
	930.423.019.01..... Accelerator pull rod	911 Turbo 1976-1977
	930.423.019.02..... Accelerator pull rod	911 Turbo 1978-1989
	911.423.043.01..... Accelerator pull rod	1984-1986
	911.423.015.02..... Accelerator pull rod	1987-1989

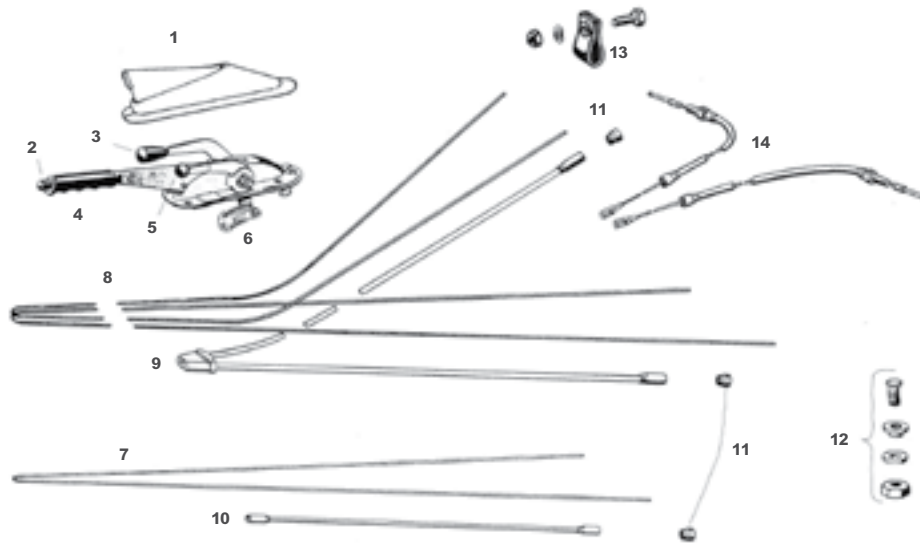
Retro-fit Porsche Factory Short Shift Kit

911.424.931.00..... Retro-fit kit of the factory Shortened Shift Lever Travel Option (M-241).
This kit will shorten shift lever travel by 20% on '74 – '84 models and by
10% on '85 and newer models. Fits 911 '74 – '86. Will also fit '73 cars
although some additional parts are needed (please inquire). Will not fit
Turbo models.

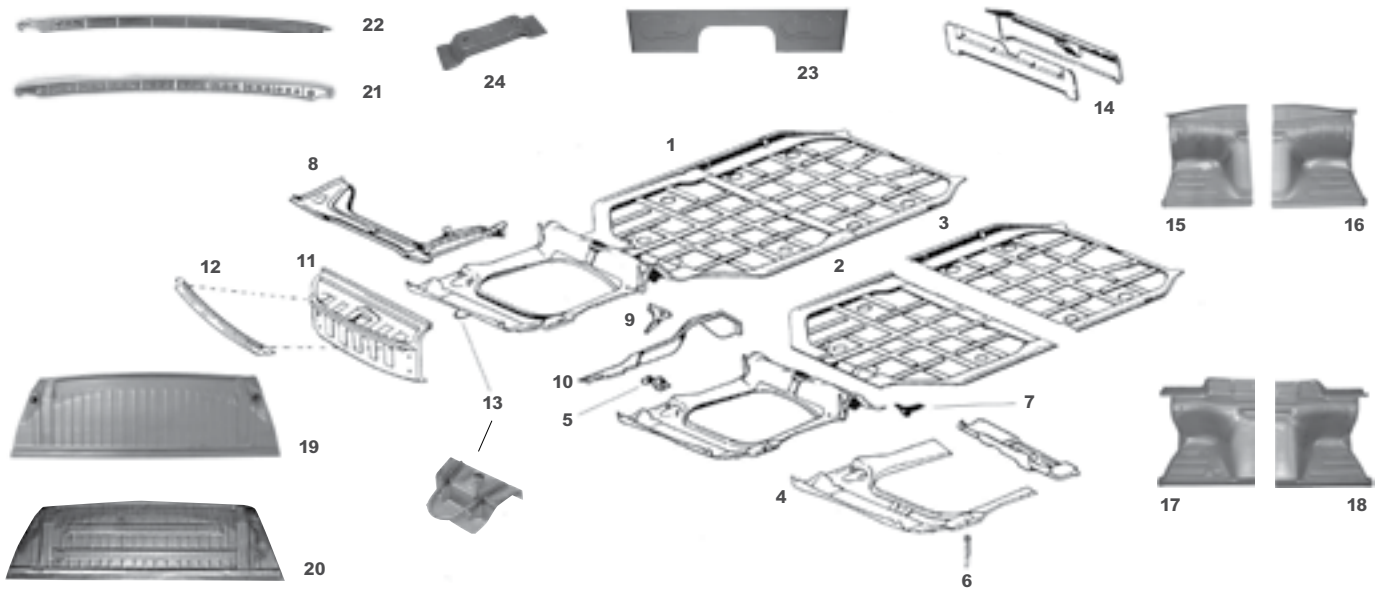
Shift Lever Components

1	695.424.191.00.....	Shift knob, threaded mushroom head type	1965-1966 (4 & 5 speed)
	901.424.104.01.....	Shift knob, threaded round ball head type	1966-1967 (4 & 5 speed)
	901.424.013.00.....	Shift knob, push on type.....	1967-1971 (4 speed)
	914.424.020.00.....	Shift knob	1972-1974 (4 speed)
	911.424.071.01.....	Shift knob	1972-1974 (5 speed)
	911.424.071.01.....	Shift knob	1975-1986 (5 speed)
	930.424.069.01.....	Shift knob	911 Turbo 1976-1986 (4 speed)
	950.424.079.00.1AJ.....	Shift knob, black.....	1987-1989 (including Turbo)
	950.424.120.00.....	Cap with symbol for above knob, 5 speed	911 1987-1989
	930.424.189.01.01C.....	Cap with symbol for above knob, 4 speed	911 Turbo 1987-1988
	950.424.120.00.....	Cap with symbol for above knob, 5 speed	911 Turbo 1989
2	999.532.003.00.....	Clamping sleeve for push-on knob.....	1967-1986
3	914.424.901.00.....	Rubber shift boot.....	1965-1972
4	914.424.019.00.....	Shift lever housing.....	1972 (4 speed)
	911.424.019.04.....	Shift lever housing.....	1972 (5 speed)
5	901.424.132.00.....	Thrust spring guide	1965-1972
6	914.424.131.00.....	Thrust spring	1965-1972
7	901.424.135.00.....	Shifting guide	1965-1972
8	901.424.017.00.....	Stop plate	1965-1971
	911.424.061.00.....	Stop plate	1972
9	911.424.139.00.....	Ball cup	911 1965-1986, 911 Turbo 1976-1988
10	901.424.291.00.....	Sliding ring	1965-1968
	914.424.224.00.....	Sliding ring	911 1969-1986, 911 Turbo 1976-1988
11	901.424.229.00.....	Grub screw.....	911 1965-1986, 911 Turbo 1976-1988
12	911.424.181.01.....	Rubber shift boot.....	1973-1989
13	901.424.292.01.....	Inner coupler boot	1965-1973
	911.424.292.00.....	Inner coupler boot	911 1974-1986, 911 Turbo 1976-1988
14	911.424.024.04.....	Coupler with bushings.....	911 1965-1986, 911 Turbo 1976-1988
15	695.424.223.00.....	Coupler bushings, 2 req'd	911 1965-1986, 911 Turbo 1976-1988
16	901.424.293.00.....	Outer coupler boot	1965-1971
	911.424.294.00.....	Outer coupler boot	911 1972-1986, 911 Turbo 1976-1988



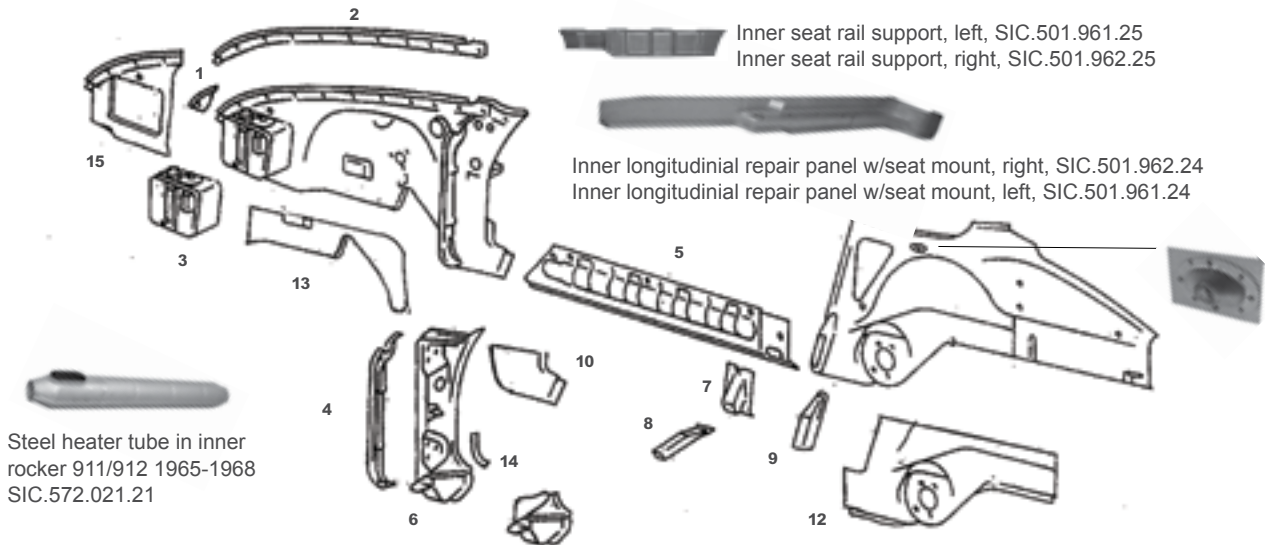


1	923.424.591.00.....	Parking brake boot, latest supercession w/slots for heat & throttle	1965-1989
	911.424.591.03.....	Parking brake boot for cars without automatic heat control.....	1975-1983
	911.424.591.02.....	Parking brake boot for cars without automatic heat control.....	1984-1989
	911.424.591.02.....	Parking brake boot for cars w/automatic heat control and hand throttle	1975-1977
	911.424.591.05.....	Parking brake boot for cars w/auto. heat control – without hand throttle.....	1975-1989
2	901.424.523.01.....	Release button	1965-1989
	901.424.543.00.....	Release spring.....	1965-1989
3	695.424.792.00.....	Heater handle knob, black.....	911/912 1965-1968
	914.424.792.01.....	Heater handle knob, red.....	1969-1971
	911.424.792.03.....	Heater handle knob, 2 req'd for '76 & later cars.....	1972-1989
4	901.424.521.01.....	Parking brake handle grip, textured black.....	1965-1989
	SIC.424.521.01.....	Parking brake handle grip, smooth black	1965-1977
5	901.424.323.00.....	Knob for hand throttle.....	1968-1971
	911.424.792.00.....	Knob for hand throttle.....	1972-1977
6	901.424.317.00.....	Drag link for hand throttle	1968-1977
7	901.424.701.06.....	Heating control cable, must be cut to length	911/912 1965-1974
	911.424.701.01.....	Heating control cable, for cars without auto. heat control, 2 req'd.....	1975-1986
	911.424.701.02.....	Heating control cable, for cars with automatic heat control.....	1975-1986
8	901.424.701.05.....	Flapper box cable, 1 req'd	912 1965-1967
	902.424.701.01.....	Flapper box cable, 1 req'd.....	912 1968
	902.424.701.02.....	Flapper box cable, 1 req'd.....	912 1969
9	902.424.705.01.....	Cable guide, 2 req'd	912 1965-1969
10	901.424.704.01.....	Cable guide tube, 2 req'd	1965-1986
11	914.504.319.00.....	Rubber cap at end of guide tube, 2 req'd (911 & 911 Turbo), 4 req'd (912)	1965-1986
12	SIC.211.001.00.....	Attaching kit for heater cables, 1 req'd (911 & 911 Turbo), 2 req'd (912)	1965-1986
13	999.706.009.80.....	Cable strap, 80mm	1969-1989
14	901.424.551.12.....	Brake cable, 2 req'd.....	911/912 1965-1968
	911.424.551.02.....	Brake cable, 2 req'd.....	911/912 1969-1989
	930.424.553.00.....	Brake cable, 2 req'd.....	911 Turbo 1976-1977
	930.424.051.02.....	Brake cable, 2 req'd.....	911 Turbo 1978-1989

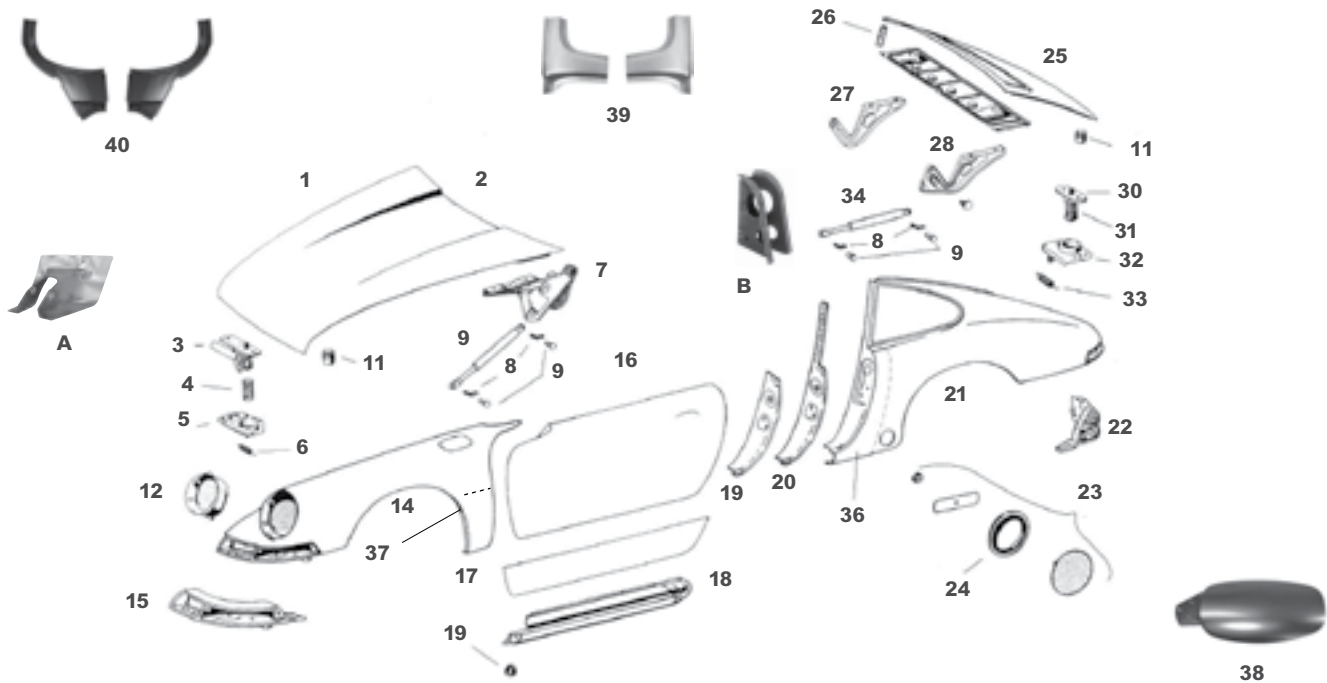


Floor Pan Parts

1	911.501.051.12.GRV	Complete floor pan	1965-1989
	SIC.501.950.00	Hardware kit for front floor pan	1965-1989
2	SIC.501.937.00	Front floor pan half, includes all original mounts and hardware	1965-1989
3	SIC.501.938.00	Rear floor pan half	1965-1989
4	SIC.501.955.01	Front suspension repair panel	1965-1989
5	901.501.427.21.GRV	Reinforcement above suspension mount, 2 req'd	1965-1989
6	911.025.612.00	Rubber drain tube for front pan, 2 req'd	1965-1989
7	901.501.063.23	Bearing bracket for front floor pan, includes special nut	1965-1989
	SIC.501.063.00	Special nut for above bearing bracket	1965-1989
8	SIC.501.049.20	Fuel tank/battery box support - includes battery bracket	1965-1968
	SIC.501.049.21	Fuel tank/battery box support	1969-1973
	911.501.117.02.GRV	Fuel tank/battery box support	1974-1989
	SIC.501.117.02	Fuel tank/battery box support reproduction	1974-1989
9	901.501.457.20.GRV	Corner plate for lateral fuel tank support, left	1965-1973
	901.501.458.20.GRV	Corner plate for lateral fuel tank support, right	1965-1973
10	SIC.501.023.00	Lateral fuel tank support, reproduction, left	1965-1968
	SIC.501.024.20	Lateral fuel tank support, reproduction, right	1965-1968
	911.501.953.00.GRV	Lateral fuel tank support, left	1969-1973
	911.501.111.02.GRV	Lateral fuel tank support, left	1974-1989
	911.501.114.04.GRV	Lateral fuel tank support, right	1965-1989
11	901.501.031.21.GRV	Partition wall, includes angle piece	1965-1973
	SIC.501.031.20	Partition wall, reproduction	1965-1973
	911.501.099.06.GRV	Front wall with holding strip, for cars without front A/C condenser	1974-1989
	911.501.099.07.GRV	Front wall with holding strip, for cars with front A/C condenser	1974-1989
	SIC.501.099.00	front wall without holding strip, for cars without font A/C condenser	1974-1989
12	901.501.310.20.GRV	Angular piece, included with partition wall	1965-1973
	911.501.395.00.GRV	Holding strip, included with factory front wall	1974-1989
13	901.501.530.20.GRV	Tow hook, factory part	1965-1973
	SIC.501.530.20	Tow hook	1965-1973
14	911.507.080.01.GRV	Rear cross member	911/912 1965-1989, 911
	930.501.080.01.GRV	Rear cross member	911 Turbo 1978-1989
15	SIC.501.065.00	Seat well repair panel, left	1965-1971
16	SIC.501.066.00	Seat well repair panel, right	1965-1971
17	SIC.501.071.00	Seat well repair panel, left	1972-1989
18	SIC.501.070.00	Seat well repair panel, right	1972-1989
19	SIC.503.081.20	Full parcel shelf repair panel, half panels available	1965-1968
20	SIC.503.081.30	Full parcel shelf repair panel, half panels available	1969-1971
	SIC.503.081.23	Full parcel shelf repair panel	1972-1977
21	SIC.503.081.50	Parcel shelf repair section, under window	1965-1969
22	SIC.503.081.51	Parcel shelf repair section, under window	1970-1973
23	SIC.501.051.32	Heal plate / rear floor pan verticle section	1965-1989
24	SIC.503.081.40	Rear interior panel bracket, heel board and package tray	1965-1973

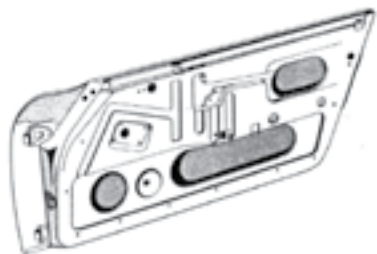


1	901.501.303.00.GRV	Angle plate for wheel case, left	1965-1973
	901.501.304.00.GRV	Angle plate for wheel case, right	1965-1973
2	SIC.501.033.31	Wheel house/inner fender flange repair section, left	1965-1973
	SIC.501.034.31	Wheel house/inner fender flange repair section, right	1965-1973
3	901.501.503.00.GRV	Battery box, left	1969-1973
	SIC.501.503.00.GRV	Battery box, left, repro	1969-1973
	901.501.504.00.GRV	Battery box, right	1969-1973
	SIC.501.504.00.GRV	Battery box, right, repro	1969-1973
4	SIC.501.053.02	Fender joining plate, correct weld nut fasteners, left	1965-1968
	SIC.501.054.02	Fender joining plate, correct weld nut fasteners, right	1965-1968
	911.501.053.00.GRV	Fender joining plate, left	1965-1989
	SIC.501.053.01	Reproduction fender joining plate, slip nut fasteners, left	1965-1989
	911.501.054.00.GRV	Fender joining plate, right	1965-1989
	SIC.501.054.00	Reproduction fender joining plate, slip nut fasteners, right	1965-1989
	901.501.054.01	Fender joining plate, with oil line stamping, right	1969-1973
5	911.501.125.00.GRV	Inner rocker panel, left	1965-1989
	993.501.335.00.GRV	Inner rocker panel, left	1965-1989
	SIC.501.123.04	Reproduction inner rocker panel, left	1965-1989
	911.501.125.00.GRV	Inner rocker panel, right	1965-1989
	993.501.33600.GRV	Inner rocker panel, right	1965-1989
	SIC.501.124.04	Reproduction inner rocker panel, right	1965-1989
6	993-502-039-00-GRV	A pillar hinge post mounting plate, left	1965-1989
	993-503-040-00-GRV	A pillar hinge post mounting plate, right	1965-1989
7	SIC.501.151.22	Jack receiver reinforcement plate, reproduction, 2 req'd	1965-1986
	901.501.151.22.GRV	Jack receiver reinforcement plate, OE, 2 req'd	1965-1989
8	901.501.153.21.GRV	Jack receiver tube, 2 req'd	1965-1973
	SIC.501.153.21	Reproduction jack receiver tube, 2 req'd	1965-1973
	911.501.195.00	Jack receiver socket, 2 req'd	1974-1989
	SIC.501.195.00	Jack receiver socket, repro, 2 req'd	1974-1989
9	901.501.145.23.GRV	Rocker panel support, left, welds to wheel house	1965-1984
	SIC.501.145.22	Rocker panel/wheel case support, left, open bottom	1966-1973
	901.501.146.23.GRV	Rocker panel support, right, welds to wheel house	1965-1984
	SIC.501.146.22	Rocker panel/wheel case support, right, open bottom	1966-1973
10	SIC.501.005.00	Repair panel, rear of front inner fender, left	1965-1989
	SIC.501.006.00	Repair panel, rear of front inner fender, right	1965-1989
11	SIC.501.018.23	Rear seat belt shoulder harness mount, repair panel	1965-1968
12	SIC.501.963.00	Outer frame repair panel, left	1965-1989
	SIC.501.964.00	Outer frame repair panel, right	1965-1989
	SIC.501.965.00	Inner torsion tube reinforcement panel, left	1965-1989
	SIC.501.966.00	Inner torsion tube reinforcement panel, right	1965-1989
	SIC.501.967.00	Internal torsion tube reinforcement panel, left	1965-1989
	SIC.501.968.00	Internal torsion tube reinforcement panel, right	1965-1989
13	SIC.501.123.00	Bottom inner fender repair section, left	1965-1989
	SIC.501.124.00	Bottom inner fender repair section, right	1965-1989
14	SIC.501.305.20	Lower A pillar door seal chanel repair section, left	1965-1989
	SIC.501.306.20	Lower A pillar door seal chanel repair section, right	1965-1989



1965-1973 911 & 912

1	901.511.010.20.GRV	Front hood	1965-1973	
	901.511.073.20	Release cable for front & rear hood, 2 req'd	1965-1973	
2	SIC.502.026.00	Upper hood channel cowl repair panel	1965-1989	
3	901.511.051.21	Front hood latch, upper	1965-1973	
	SIC.511.051.21.SET	Front hood latch upper and lower set, yellow zinc finish	1969-1973	
4	901.511.512.20	Spring, upper latch, front	1965-1973	
5	901.511.052.20	Front hood latch, lower	1965-1973	
6	644.511.511.01	Spring, lower front hood latch	1965-1973	
7	993.511.031.00.GRV	Hinge, front hood, left	1965-1973	
	993.511.032.00.GRV	Hinge, front hood, right	1965-1973	
8	901.351.955.10	Clip for hood strut pin, 4 req'd	1965-1973	
9	959.511.333.00	Front hood strut, 2 req'd Porsche O.E.	1965-1973	
10	900.087.011.02	Pin for front & rear lid struts, 4 req'd	1965-1973	
11	999.703.036.50	Hood buffers, 4 req'd	1965-1973	
12	PCG.631.015.21.GRV	Headlight bucket, 2 req'd	1965-1973	
13	901.503.037.22.GRV	Front turn signal box, left	1965-1968	
	901.503.038.22.GRV	Front turn signal box, right	1965-1968	
14	901.503.031.22.GRV	Left front fender, no flare	1965-1968	
	901.503.032.22.GRV	Right front fender, no flare	1965-1968	
	901.503.031.23.GRV	Left front fender, slight flare	1969-1973	
	SIC.503.031.23.GRV	Left front fender, slight flare, reproduction	1969-1973	
	901.503.032.23.GRV	Right front fender, slight flare	1969-1973	
	SIC.503.032.23.GRV	Right front fender, slight flare, reproduction	1969-1973	
	SIC.503.001.00	Front fender bolt & hardware kit, 1 req'd	1969-1973	
	SIC.503.000.00	Front fender bolt & hardware with square washers, 1 required	1965-1968	
15	901.503.037.22.GRV	Front turn signal box, left	1965-1968	
	901.503.038.22.GRV	Front turn signal box, right	1965-1968	
	901.503.043.23.GRV	Front turn signal box repair piece, left	1969-1973	
	901.503.044.23.GRV	Front turn signal box repair piece, right	1969-1973	
	16	964.531.021.00.GRV	Door skin, left	1965-1973
		SIC.531.011.10	Reproduction door skin, left	1965-1973
		964.531.022.00.GRV	Door skin, right	1965-1973
		SIC.531.010.10	Reproduction door skin, right	1965-1973
	17	SIC.531.013.10	Door skin bottom repair panel, left	1965-1973
		SIC.531.012.10	Door skin bottom repair panel, right	1965-1973
		SIC.531.025.00	Door bottom repair panel, left	1965-1973
		SIC.531.026.00	Door bottom repair panel, right	1965-1973
	18	SIC.503.401.04	Outer rocker panel, reproduction, left	1965-1973
		SIC.503.402.04	Outer rocker panel, reproduction, right	1965-1973
	19	999.703.033.40	Plug for access hole in rocker panel	1965-1973



Note: Parts diagram illustration is located on page 65

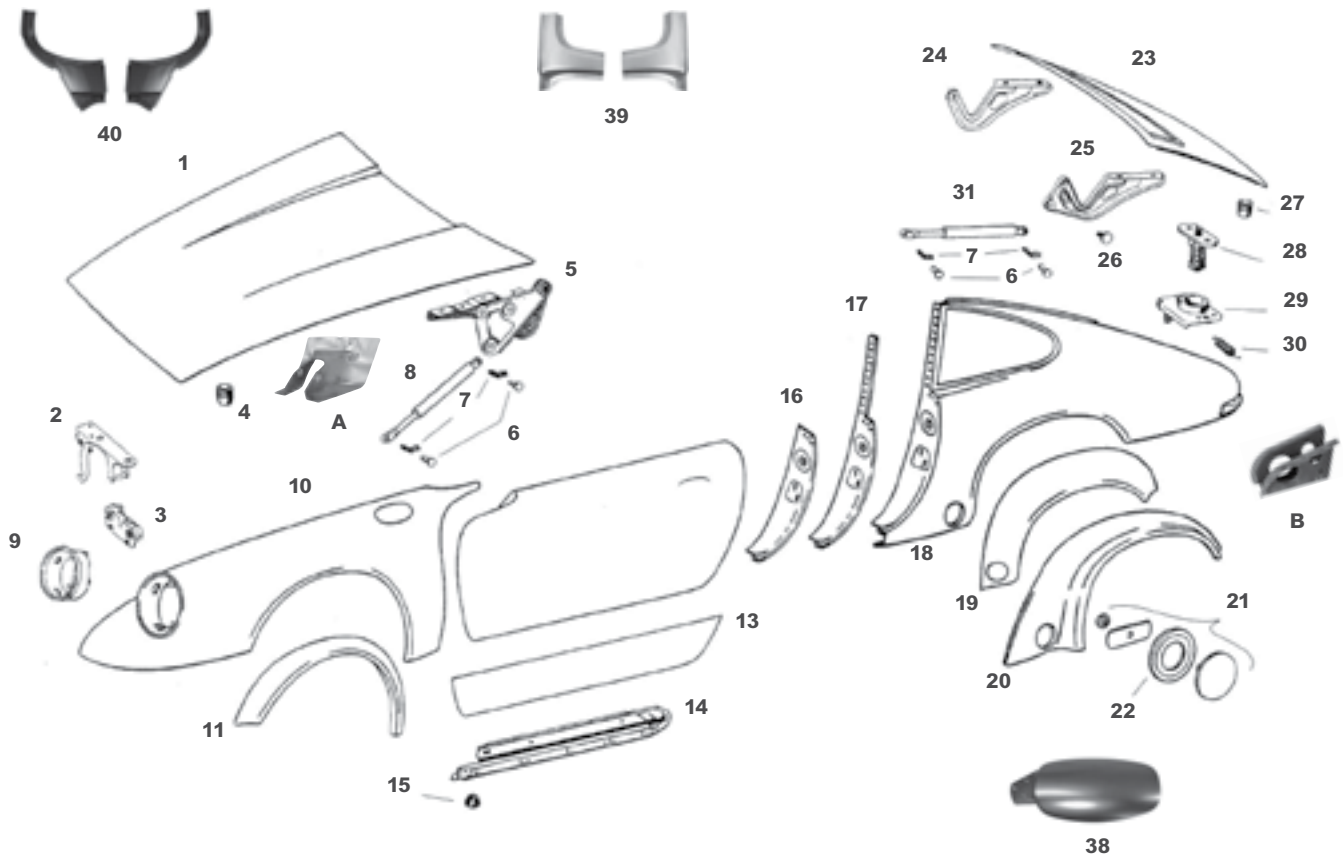
20	SIC.503.043.21	Lockpost, left, with trunk release pocket.....	1965-1968
	SIC.502.041.04	Lockpost, left	1969-1973
	SIC.503.043.00	Lockpost, left lower repair panel	1965-1989
	SIC.503.044.21	Lockpost, right, with correct early stamping detail	1965-1971
	SIC.503.044.00	Lockpost, right lower repair panel.....	1965-1989
	SIC.502.042.04	Lockpost, right	1969-1973
21	964.502.041.00.GRV	Lockpost, left	1972-1989
	964.502.042.00.GRV	Lockpost, right	1972-1989
22	901.503.061.21.GRV	Quarter panel, left.....	911/912 Coupe 1965-1968
	SIC.503.061.00	Quarter panel repair panel, left.....	1965-1989
	901.503.062.21.GRV	Quarter panel, right.....	911/912 Coupe 1965-1968
	SIC.503.062.00	Quarter panel repair panel, right.....	1965-1989
	901.503.061.41.GRV	Quarter panel, left.....	911/912 Targa 1965-1968
	901.503.062.41.GRV	Quarter panel, right.....	911/912 Targa 1965-1968
	911.503.061.00.GRV	Quarter panel, left.....	911/912 Coupe 1969-1973
	911.503.062.03.GRV	Quarter panel, right.....	911/912 Coupe 1969-1971, 1973
	911.503.062.01	Quarter panel, right.....	911 Coupe 1972
	911.503.061.40.GRV	Quarter panel, left.....	911/912 Targa 1969-1973
	911.503.062.43	Quarter panel, right.....	911/912 Targa 1969-1971, 1973
	911.503.062.41	Quarter panel, right.....	911 Targa 1972
23	901.503.067.21.GRV	Rear turn signal box, left.....	1965-1968
	901.503.068.21.GRV	Rear turn signal box, right	1965-1968
24	SIC.504.079.00	Torsion bar cover and seal set, reproduction, 2 req'd.....	1965-1973
25	901.504.759.01	Torsion bar cover seal, 2 req'd	1965-1973
26	911.512.903.02.GRV	Engine lid, not drilled for letters	1965-1973
	SIC.512.010.22	Engine lid, not drilled for letters, with center bar.....	1965-1968
27	902.512.125.20	Aluminum hex spacer for plastic water shield, 6 req'd	1966-1969
28	901.512.036.20.GRV	Hinge for the rear lid, right.....	1965-1973
29	911.512.035.00	Hinge for the rear lid, left	1965-1973
30	901.512.471.20	Shoulder bolt for rear hinges, 2 req'd	1965-1973
31	930.512.052.00	Rear hood latch, upper	1965-1973
32	901.511.512.20	Spring, upper hood latch	1965-1973
33	901.512.052.00	Rear hood latch, lower.....	1965-1973
	SIC.512.052.00.SET	Rear engine lid latch set, upper and lower, yellow zinc.....	1969-1989
	SIC.512.052.01.SET	Rear engine lid latch set, upper and lower, Silver cad.....	1969-1989
34	644.511.511.01	Spring, lower hood latch, rear.....	1965-1973
35	911.512.331.02	Rear lid strut, 2 req'd for spoilers.....	1965-1973
	SIC.531.025.00	Door bottom, left, not visible in illustration	1965-1989
	SIC.531.026.00	Door bottom, right, not visible in illustration.....	1965-1989
36	SIC.503.061.00	Front repair panel of rear quarter panel, left, Coupe	1965-1973
	SIC.503.062.00	Front repair panel of rear quarter panel, right, Coupe	1965-1973
37	SIC-503-031-25-SET	Lower fender repair panel, with inner support, left	1965-1968
	SIC-503-032-25-SET	Lower fender repair panel, with inner support, right	1965-1968

PLASTIC PLUGS

911 & 912 Front Suspension, Luggage Compartment, Floor Pan and Longitudinal Area
Measure holes and order accordingly

Part Number	Diameter (mm)	Part Number	Diameter (mm)	Part Number	Diameter (mm)
999.703.031.40	30	999.703.119.40	20	999.703.092.40	14
999.703.033.40	25	999.703.057.40 NLA	18	999.703.094.40	12.5
999.703.056.40 NLA	22	999.703.058.40 NLA	16	999.703.043.40	11
999.703.098.40	19	999.703.048.40 NLA	15	999.703.060.40 NLA	5.3

Note: Plugs with "NLA" suffix not currently available.



1974-1989 911

1	911.511.010.03.GRV	Front hood	1974-1989
2	911.511.051.02	Front hood latch, upper	1974-1989
3	911.511.052.01	Front hood latch, lower	1974-1989
4	999.703.036.50	Hood buffers, front or rear, 4 req'd	1974-1989
5	993.511.031.00	Hinge, front hood, left	1974-1989
	993.511.032.00	Hinge, front hood, right	1974-1989
6	900.087.011.02	Pin for front & rear, lid struts, 4 req'd	1974-1989
	SIC.087.003.02	Hood strut pin and clip set, 1 req'd	1974-1989
7	901.351.955.10	Clip for hood strut pin, 4 req'd	1974-1989
8	911.511.331.01	Front hood strut, 2 req'd	1974-1989
9	911.503.015.02.GRV	Headlight bucket, left	1974-1989
	SIC.503.015.00	Headlight bucket, left, reproduction	1974-1989
	911.503.016.03.GRV	Headlight bucket, right	1974-1989
	SIC.503.016.00	Headlight bucket, right, reproduction	1974-1989
10	911.503.931.10.GRV	Front fender, left	911 Carrera, 1974-1986
	911.503.932.11.GRV	Front fender, right	911 Carrera, 1974-1986
	930.503.931.13.GRV	Front fender, left	911 Turbo (includes turbo look)
	930.503.932.13.GRV	Front fender, right	911 Turbo (includes turbo look)
	911.503.031.10.GRV	Front fender, left	1974-1989
	911.503.032.11.GRV	Front fender, right	1974-1989
	930.503.031.13.GRV	Front fender, left	911 Turbo (includes turbo look)
	930.503.032.13.GRV	Front fender, right	911 Turbo (includes turbo look)
	SIC.503.002.00	Front fender bolt & hardware kit, 1 req'd	1974-1989
A	SIC.511.039.L	Hood shock lower mount, left	1965-1989
	SIC.511.039.R	Hood shock lower mount, right	1965-1989
B	SIC.503.081.26	Rear deck lid strut mounting bracket	1965-1989

Note: Parts diagram illustration is located on page 67

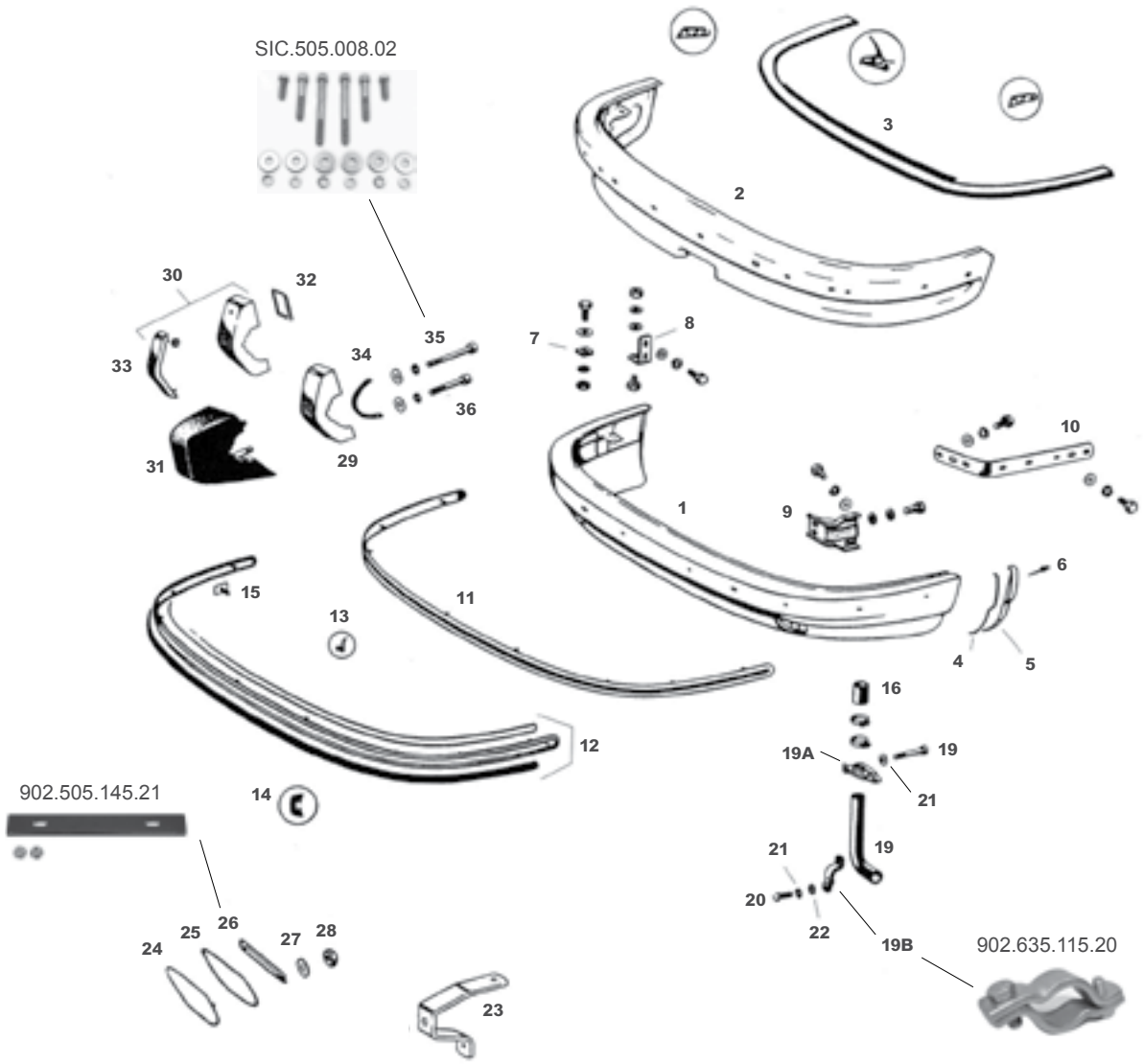
11	930.503.307.00.....	Fender flare, front left.....	911 Turbo 1976-1989
	930.503.308.00.....	Fender flare, front right.....	911 Turbo 1976-1989

Note: Complete factory doors for the 911 are available. Please inquire with your specific needs.

12	964.531.021.00.GRV.....	Door skin, left.....	1974-1989
	SIC.531.011.10.....	Reproduction door skin, left.....	1974-1989
	964.531.022.00.GRV.....	Door skin, right.....	1974-1989
	SIC.531.010.10.....	Reproduction door skin, right.....	1974-1989
13	SIC.531.013.10.....	Door skin bottom repair panel, left.....	1974-1989
	SIC.531.012.10.....	Door skin bottom repair panel, right.....	1974-1989
	SIC.531.025.00.....	Door bottom repair panel, left.....	1974-1989
	SIC.531.026.00.....	Door bottom repair panel, right.....	1974-1989
14	965.503.401.01.GRV.....	Outer rocker panel, left.....	1974-1989
	965.503.402.01.GRV.....	Outer rocker panel, right.....	1974-1989
15	999.703.033.40.....	Plug for access hole in front of rocker panel.....	1974-1977
16	SIC.502.041.04.....	Lockpost, left, reproduction.....	1974-1989
	SIC.502.042.04.....	Lockpost, right, reproduction.....	1974-1989
17	964.502.041.00.GRV.....	Lockpost, left.....	1974-1989
	964.502.042.00.GRV.....	Lockpost, right.....	1974-1989
18	911.503.061.04.GRV.....	Rear quarter panel, left.....	911 Coupe 1974-1977 (not 1974-1975 Carrera)
	911.503.062.04.GRV.....	Rear quarter panel, right.....	911 Coupe 1974-1977 (not 1974-1975 Carrera)
	911.503.061.44.GRV.....	Rear quarter panel, left.....	911 Targa 1974-1977 (not 1974-1975 Carrera)
	911.503.062.44.GRV.....	Rear quarter panel, right.....	911 Targa 1974-1977 (not 1974-1975 Carrera)

Note: The quarter panels and related parts listed below fit the early '86 911's which had a round torsion bar cover. Quarter panels for the newer cars are available, please inquire.


	911.503.061.10.GRV.....	Rear quarter panel, left.....	911 Coupe 1978-1986, 911 Carrera Coupe 1974-1975
	911.503.062.10.GRV.....	Rear quarter panel, right.....	911 Coupe 1978-1986, 911 Carrera Coupe 1974-1975
	911.503.061.50.GRV.....	Rear quarter panel, left.....	911 Targa 1978-1986, 911 Carrera Targa 1974-1975
	911.503.062.50.GRV.....	Rear quarter panel, right.....	911 Targa 1978-1986, 911 Carrera Targa 1974-1975
	911.503.061.61.GRV.....	Rear quarter panel, left.....	911 Cabriolet 1983-1986
	911.503.062.61.GRV.....	Rear quarter panel, right.....	911 Cabriolet 1983-1986
	930.503.061.01.GRV.....	Rear quarter panel, left, includes flare.....	911 Turbo Coupe 1976-1986
	930.503.062.01.GRV.....	Rear quarter panel, right, includes flare.....	911 Turbo Coupe 1976-1986
19	911.503.607.03.GRV.....	Fender flare, rear left.....	911 SC/Carrera 1978-1989
	911.503.608.03.GRV.....	Fender flare, rear right.....	911 SC/Carrera 1978-1989
20	930.503.607.00.GRV.....	Fender flare, rear left.....	911 Turbo 1976-1986
	930.503.608.00.GRV.....	Fender flare, rear right.....	911 Turbo 1976-1986
21	SIC.504.079.00.....	Torsion bar cover and seal set, reproduction.....	1974-1986
22	901.504.759.01.....	Torsion bar cover seal, 2 req'd.....	1974-1986
23	911.512.010.65.GRV.....	Engine lid, not drilled for letters.....	1974-1989
24	901.512.036.20.GRV.....	Hinge for rear lid, right.....	911 1974-1989, 911 Turbo 1976-1977
	930.512.036.00.....	Hinge for rear lid, right.....	911 Turbo 1978-1989
25	911.512.035.00.....	Hinge for rear lid, left.....	1974-1989 (including Turbo)
26	901.512.471.20.....	Shoulder bolt for rear hinges, 2 req'd.....	1974-1989 (including Turbo)
27	930.512.052.00.....	Rear hood latch, upper.....	1974-1989
28	901.511.512.20.....	Spring, upper hood latch.....	1974-1989
29	901.512.052.00.....	Rear hood latch, lower.....	1974-1989
30	644.511.511.01.....	Spring, rear hood latch, lower.....	1974-1989
31	911.512.331.02.....	Rear lid strut, 2 req'd for spoilers.....	1974-1989
32	SIC.503.061.00.....	Front repair panel of rear quarter panel, left.....	Coupe 1974-1986
	SIC.503.062.00.....	Front repair panel of rear quarter panel, right.....	Coupe 1974-1986
	901.552.813.20.....	"T" handle hood release.....	1966-1989



Front Bumpers, 1965-1973

1	901.505.011.20.GRV Front bumper 1965-1968
	911.505.011.05.GRV Front bumper, standard 1969-1973
2	911.505.011.06.GRV Front spoiler bumper, optional 1969-1973
3	901.505.091.20 Front bumper seal 1965-1973
4	999.911.084.40 Seal for end cap, front or rear, sold by the meter 1965-1973
5	901.505.157.00 Front bumper end cap, left, optional 1969-1973
	901.505.158.00 Front bumper end cap, right, optional 1969-1973
6	999.190.101.30 Rivet for end cap, front or rear, 4 req'd 1969-1973
7	901.501.909.20 Rubber mount, 2 req'd front, 4 req'd rear 1965-1968
8	901.505.135.01 Front bumper "L" end bracket, 2 req'd 1969-1973
9	901.505.037.00.GRV Front bumper bracket, for cars with metal guards 1969-1973
	911.505.055.01.GRV Front bumper bracket, US cars w/rubber guards 1973
10	901.505.131.20 Front bumper bracket, 2 req'd 1965-1968
	SIC.505.131.20 Front bumper bracket, pair, powder coat finish 1965-1968
11	SIC.505.041.32 Deco strip, narrow, reproduction complete 1965-1973
	NLA.723.553.05 Rubber block license plate mount, non "S" deco 1965-1973
12	SIC.505.045.51 Deco strip, wide "S" trim, reproduction, complete 1967-1973
13	999.911.198.40 Beading for wide deco, sold by the meter 1967-1973
14	901.505.405.51 Rubber insert for wide deco strip 1968-1973
	SIC.505.405.50 Rubber insert for wide deco, bull nose, fits 67S, 68L 1967-1968
15	901.505.155.20 "T" bolts for factory wide bumper deco, 14 req'd 1965-1973
16	SIC.181.113.50 Coupling hose, proper texture, pair 1965-1968
17	901.501.095.20.GRV Fender support, 2 req'd 1965-1968

18	900.119.012.02Cheese head screw, 2 req'd.....	1965-1968
19	901.631.155.20.GRVSupport tube, headlight conduit, 2 req'd.....	1965-1968
19A	901.501.095.20.GRVBumper mounting bracket.....	1965-1968
19B	902.635.115.20Fender conduit clamp, with bolts.....	1965-1968
20	900.075.085.02Bolt, 4 req'd.....	1965-1968
21	N.012.132.2Washer, 8mm, 4 req'd.....	1965-1968
22	900.025.007.02Nut, 8mm, 4 req'd.....	1965-1968
23	901.631.137.00Through the horn grill fog light mount, 2 req'd.....	1969-1973
	901.631.130.26Through the horn grill fog light mount, right.....	1965-1968
	901.631.129.26Through the horn grill fog light mount, left.....	1965-1968
24	902.505.055.21.GRVFog lamp cover, left.....	1965-1973
	902.505.056.21.GRVFog lamp cover, right.....	1965-1973
25	SIC.505.153.20Cover profile, cut to fit, 2 req'd.....	1965-1973
26	902.505.145.21Retaining strap, 2 req'd.....	1965-1973
27	900.151.006.02Flat washer, 6mm, 4 req'd.....	1965-1973
28	999.084.103.02Hex nut, 6mm, 4 req'd.....	1965-1973
29	SIC.505.031.26Bumper guard, left, no buffer for cars with narrow trim.....	1965-1966
	SIC.505.032.26Bumper guard, right, no buffer for cars with narrow trim.....	1965-1966
30	SIC.505.003.01Bumper guard, left, with buffer for cars with narrow trim.....	1967-1973
	SIC.505.004.01Bumper guard, right, with buffer for cars with narrow trim.....	1967-1973
31	SIC.505.017.03Bumper guard, left, with buffer for cars with "S" trim.....	1967-1972
	SIC.505.018.03Bumper guard, right, with buffer for cars with "S" trim.....	1967-1972



32	SIC.505.315.20Plastic insert, black, top backside of bumper guard, left.....	1969-1973 (metal guards)
	SIC.505.316.20Plastic insert, black, top backside of bumper guard, right.....	1969-1973 (metal guards)
33	901.505.901.21Rubber buffer for front guard, 2 req'd.....	1969-1973 (metal guards)
	SIC.505.901.21Rubber buffer for front guard, reproduction, 2 req'd.....	1969-1973 (metal guards)
34	999.911.182.40Beading for front & rear guards, sold by the meter,.....	1969-1973 (metal guards)
35	999.510.002.02Cheese head screw, 8 x 80mm, 2 req'd.....	1965-1968
	999.514.002.02Cheese head screw, 8 x 100mm, 2 req'd.....	1969-1971
	N.010.391.4Cheese head screw, 8 x 100mm, 2 req'd.....	1972-1973
36	999.514.003.02Cheese head screw, 8 x 60mm, 2 req'd.....	1969-1971
	N.010.360.6Cheese head screw, 8 x 60mm, 2 req'd.....	1972-1973



SIC.505.008.02



SIC.505.316.20



SIC.505.315.20

Front Bumpers, 1974-1989

- 1 911.505.279.03 Front bumper shock, 1977-1989 retractable, 2 req'd

Note: Since it is unclear exactly when Porsche switched from the non retracting to the retractable bumper shocks, please check what type your car has before ordering.

- 2 911.505.045.03 Front bumper shock, 1974-1976 non retracting, 2 req'd
- 3 911.505.311.00 Base pad between bumper 1974-1989 shock and bumper, 2 req'd
- 4 911.505.220.01 Base, 2 req'd 1974-1976
- 911.505.219.01 Base, 2 req'd 1977-1989
- 5 900.151.008.02 Washer, 2 req'd 1974-1976
- 900.025.009.02 Washer, 2 req'd 1977-1989
- 6 N.011.1846 Nut, 2 req'd 1974-1976
- 999.084.608.02 Nut, 2 req'd 1977-1989
- 7 911.505.187.01 Sealing, bumper to hood 1974-1989
- 8 911.505.011.10 Front bumper 1974-1977
- 930.505.011.03 Front bumper 911 w/M 288 headlight washer option '78-'81, 911 '82-'89

Note: Due to a multiple supersession, the following parts are necessary to fit the above bumper (part #930.505.011.03) to pre 1985 cars with headlight washers: part #281.955.187 (central valve, 1 req'd), 911.628.071.0101C (nozzle, 2 req'd) & 999.181.806.40 (hose, sold by the meter, 2 req'd)

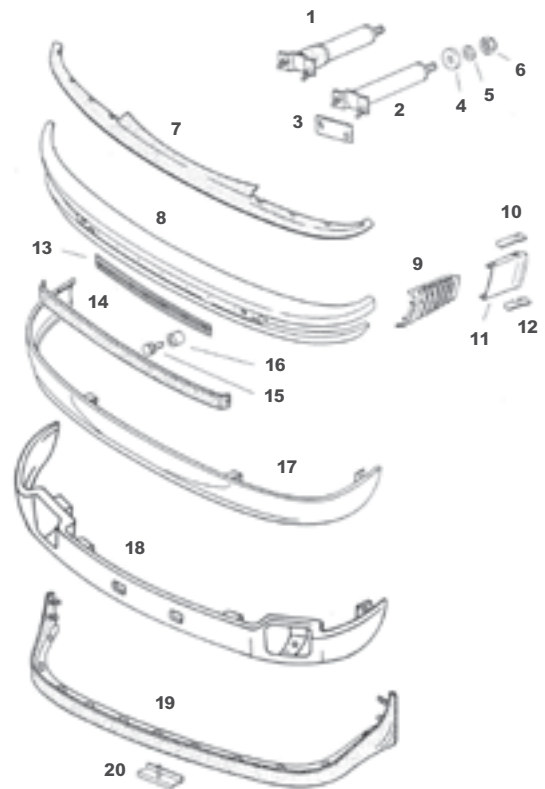
- 9 911.799.505.63 Front bumper bellows, left 1974-1989
- 901.799.505.64 Front bumper bellows, right 1974-1989

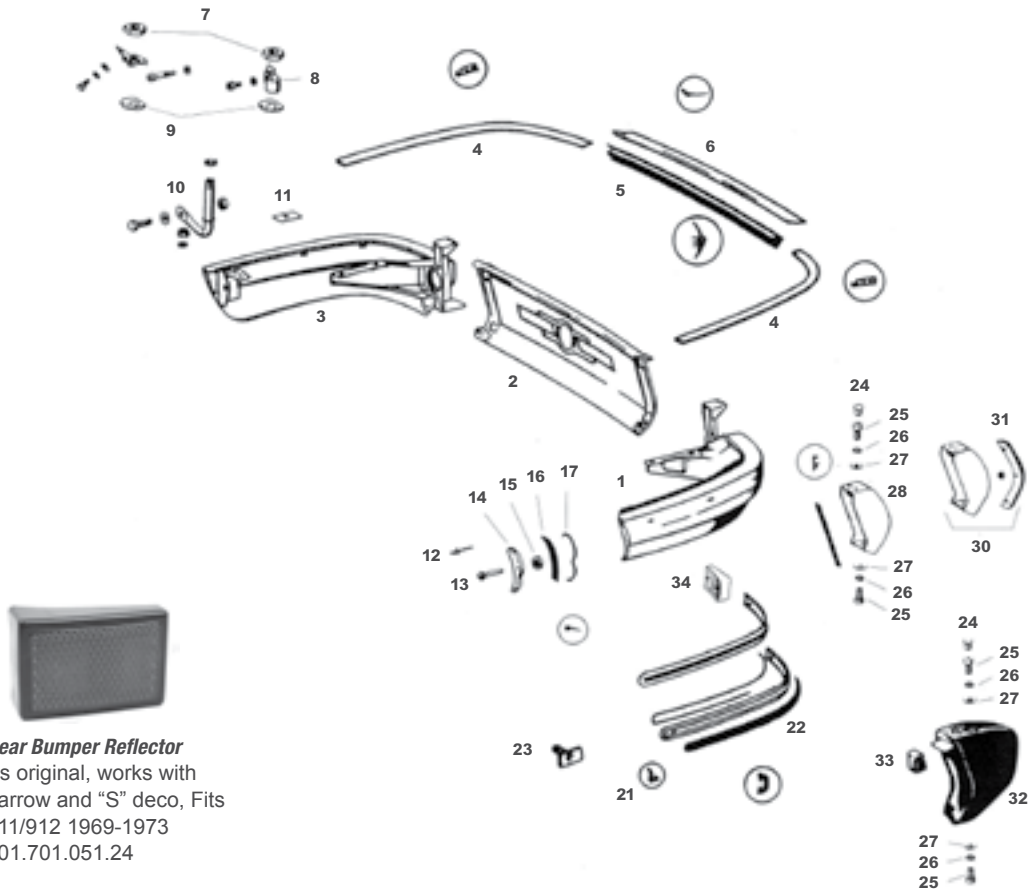
Note: Although the front bumper bellows for the earlier cars ('74-'86) supersedes to the later style used on '87-'89 cars (listed above), the original bellows were slightly different. We offer reproductions of the original front bumper bellows for '74-'86 911's which are listed below.

- SIC.505.267.00 Reproduction front bumper bellows, left 1974-1989
- SIC.505.268.00 Reproduction front bumper bellows, right 1974-1989
- 10 911.503.326.00 Beading, upper, 2 req'd 911/Carrera (not Turbo) 1974-1989
- 11 911.503.315.00.GRV Connecting panel, left 911/Carrera (not Turbo) 1974-1989
- 911.503.316.00.GRV Connecting panel, right 911/Carrera (not Turbo) 1974-1989
- 12 911.503.325.00 Beading, lower, 2 req'd 911/Carrera (not Turbo) 1974-1989
- 13 911.505.149.02 Plastic overlay between rubber insert and bumper 1974-1989
- 14 911.505.147.03 Rubber insert, front bumper 1974-1989
- 15 911.505.417.00 Plastic rivet, 7 req'd 1974-1989
- 16 911.505.418.00 Sleeve for rivet, 7 req'd 1974-1989
- 17 911.503.971.01.GRV Front valance 911/911SC '74-'83, 911 Turbo '76, 911 '87-'89 (w/Club Sport M637 option) 911 Turbo 1977-1983
- 930.503.049.00.GRV Front valance
- 18 911.503.971.00.GRV Front valance 1984-1989 Carrera
- 930.503.971.00.GRV Front valance 911 Turbo/Turbo Look Carrera 1984-1989
- 19 911.503.995.00 Front spoiler kit, includes hardware 911 1974-1989
- 930.503.055.01 Front spoiler lip, doesn't include hardware, please inquire.. 911 Turbo/Turbo Look '76-'89

Note: Front and rear spoilers must be installed together to achieve the correct aerodynamic balance and handling.

- 20 SIC.503.023.00 Attaching kit for 911/Carrera spoiler 1974-1989





Rear Bumper Reflector
As original, works with narrow and "S" deco, Fits 911/912 1969-1973

34 901.701.051.24

Rear Bumpers, 1965-1973

1	901.505.021.20	Left rear bumper, with early mounts	1965-1968
	911.505.021.02.GRV	Left rear bumper, with late mounts	1969-1973
	911.505.021.01	Left rear bumper	911 Carrera RS 1973
2	901.505.023.20.GRV	Center panel, original	1965-1973
	SIC.505.023.20	Steel reproduction center panel	1965-1973
	SIC.505.023.00	Aluminum reproduction center panel	1965-1973
3	901.505.022.20.GRV	Right rear bumper, with early mounts	1965-1968
	911.505.022.02.GRV	Right rear bumper, with late mounts	1969-1973
	911.505.022.01.GRV	Right rear bumper	911 Carrera RS 1973
4	901.505.092.20	Rear bumper seal, 2 req'd	1965-1968
	901.505.093.20	Rear bumper seal, left	1969-1973
	901.505.094.20	Rear bumper seal, right	1969-1973
5	901.505.497.20	Rear seal, center panel to body	1965-1973
6	901.512.901.00	Engine lid seal, on rear center panel	1965-1973
7	900.078.009.02	Hex nut, 20 x 1.5, 2 req'd	1965-1973
8	901.501.930.22	Fastening clamp for oil tank	1969-1971, 1973
9	900.025.021.02	Lock plate, 2 req'd	1965-1973



Bumpers & Trim

10	901.501.092.20	Support for rear bumper, left	1965-1968
	901.501.094.20	Support for rear bumper, right	1965-1968
	901.501.092.21	Support for rear bumper, 2 req'd	1969-1973
11	901.501.909.20	Rubber mount, 2 req'd front, 4 req'd rear	1965-1968
12	999.190.101.30	Rivet	1969-1973
13	900.055.004.12	Rivet	1965-1968

Note: Inquire for 1965-1968 stainless bumper end caps.

14	901.505.251.21	Left rear bumper end cap, factory	1969-1973
	901.505.252.21	Right rear bumper end cap, factory	1969-1973
	SIC.505.251.21	Left rear bumper end cap, repro	1969-1973
	SIC.505.252.21	Right rear bumper end cap, repro	1969-1973
	901.505.251.22	Left rear bumper end cap, factory	911 Carrera RS 1973
	901.505.252.22	Right rear bumper end cap, factory	911 Carrera RS 1973
15	999.507.220.40	Clip	1965-1968
16	000.043.129.00	Terostat ribbon, solid only in a 5-meter roll	1965-1968
17	999.911.084.40	Beading for caps, sold by the meter	1965-1968
18	901.633.010.00	Rear reflectors, 2 req'd	1969-1973
19	SIC.505.043.00	Rear deco, complete, narrow, left or right for cars without reflectors, repro	1965-1968
	SIC.505.043.02	Rear deco, complete, narrow, left or right for cars with reflectors, repro	1969-1973
20	SIC.505.048.50	Rear deco, complete, wide "S" trim, left or right, for cars without reflectors, repro	1967-1968
	SIC.505.046.51	Rear deco, complete, wide "S" trim, left or right, for cars with reflectors, repro	1969-1973
	901.505.046.51	Rear deco, wide, without rubber insert, left or right, Porsche part	1969-1973
	911.505.097.00	Rear deco, wide, without rubber insert, left or right, original, Carrera RS	1973
21	999.911.198.40	Beading for all wide decos, per meter	1967-1973
22	901.505.417.51	Rubber insert for all wide decos, 2 req'd	1967-1973
23	901.505.155.20	"T" bolts for wide factory decos, 14 req'd per car	1965-1973
24	999.703.043.40	Plastic plug, top of rear guards, 4 req'd	1965-1973
25	900.067.009.02	Bolt, cheese head 6 x 15, for rear guards, 6 req'd	1965-1973
26	900.027.014.01	Spring washer, 6 req'd	1965-1973
27	N.011.524.7	Washer, 6 req'd	1965-1973

Note: '73 U.S. delivery cars had the large rubber bumper guards listed below (items 33-34). The chrome & "S" type bumper guards (items 29-32) will fit non-U.S. delivery cars or U.S. delivery cars, if you want to change over.

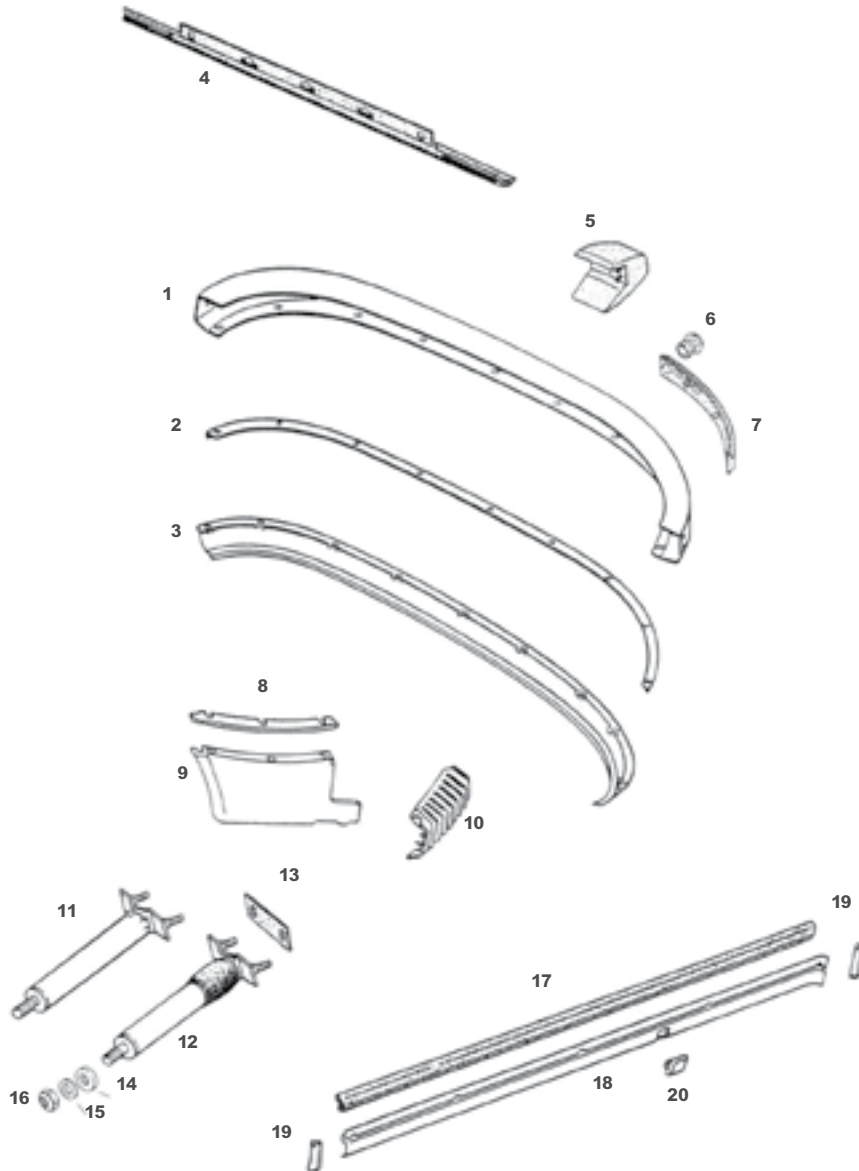
28	901.505.033.20	Rear bumper guard, chrome, no buffer, 2 req'd	1965-1973
	SIC. 505.033.20	Rear bumper guard, chrome, no buffer, reproduction, 2 req'd	1965-1973
29	999.911.182.40	Beading for front & rear guards, 2 meters req'd per car	1965-1973
30	901.505.033.21	Rear bumper guard, chrome with rubber, "S" trim, 2 req'd	1967-1973
	911.505.033.02	Rear bumper guard, black with rubber buffer, 2 req'd	1972-1973
31	SIC.505.903.21	Rubber buffer for rear guards, "S" trim, reproduction	1967-1973
32	911.505.031.06	Rear bumper guard, solid rubber, left, USA	1973
	911.505.032.06	Rear bumper guard, solid rubber, right, USA	1973
33	911.505.161.00	Rubber support for rubber buffer, 2 req'd, USA	1973
34	901.633.010.00	Rear bumper reflector, 2 req'd	1969-1973

Rear Bumpers, 1974-1989

- 1 911.505.167.10Rear bumper 911 1974-1977, 911 Turbo 1976-1977
- 930.505.112.01Rear bumper 911 SC/Carrera 1978-1989, 911 Turbo 1978-1989

Note: Due to a multiple supersession, the left bumper insert (part #911.505.099.0470A) must be replaced when replacing the rear bumper on 911 Turbo's '78-'82.

- 2 911.505.345.03Seal, bumper to valance panel..... 1974-1989
- 3 911.505.171.08.GRVRear valance panel 911 1974-1989
- 930.505.173.00Rear valance panel 911 Turbo 1976-1977
- 930.505.077.04.GRVRear valance panel 911 Turbo/Turbo Look 1978-1989
- 4 911.503.085.05Seal, rear bumper to body..... 1974-1989
- 5 911.505.341.00Narrow rear bumper guard, left 911 (USA models) 1974- inquire
- 911.505.342.00Narrow rear bumper guard, right..... 911 (USA models) 1974- inquire
- 930.505.031.01Rear bumper guard, left 1975-1989
- 930.505.032.01Rear bumper guard, right 1975-1989
- 6 911.505.327.00Plug for tow hook hole, left side 1974-1983



7	911.505.099.01.70A.....	Bumper insert, left.....	911/911 SC 1974-1982
	911.505.100.01.70A.....	Bumper insert, right.....	911/911 SC 1974-1983
	930.505.089.00.....	Bumper insert, left.....	911 Turbo 1976-1977
	930.505.090.00.70A.....	Bumper insert, right.....	911 Turbo 1976-1977
	911.505.099.04.70A.....	Bumper insert, left.....	911SC/911 Carrera 1983-1989 Carrera, 911 Turbo/Turbo Look 1984-1989
	911.505.100.01.70A.....	Bumper insert, right.....	911 Carrera 1984-1989, 911 Turbo/ Turbo Look 1984-1989
8	911.503.185.00.....	Lower fender beading, left.....	911/911S 1974-1977
	911.503.186.00.....	Lower fender beading, right.....	911-911S 1974-1977
	911.503.185.01.....	Lower fender beading, left.....	911 Carrera/SC 1974-1989
	911.503.186.01.....	Lower fender beading, right.....	911 Carrera/SC 1974-1989
	930.503.197.00.....	Lower fender beading, 2 req'd.....	911 Turbo 1976-1983
	999.911.205.40.....	Lower fender beading, sold in 5 meter rolls.....	911 Turbo/Turbo Look 1984-1989
9	911.503.067.02.GRV.....	Lower fender, left.....	911/911S 1974-1977
	911.503.068.02.GRV.....	Lower fender, right.....	911/911S 1974-1977
	911.503.067.03.GRV.....	Lower fender, left.....	911 Carrera/SC 1974-1989
	911.503.068.03.GRV.....	Lower fender, right.....	911 Carrera/SC 1974-1989
	930.503.067.00.GRV.....	Lower fender, left.....	911 Turbo/Turbo Look 1976-1989
	930.503.068.00.....	Lower fender, right.....	911 Turbo/Turbo Look 1976-1989
10	911.799.505.65.....	Rear bumper bellows, left.....	1974-1989
	911.799.505.66.....	Rear bumper bellows, right.....	1974-1989

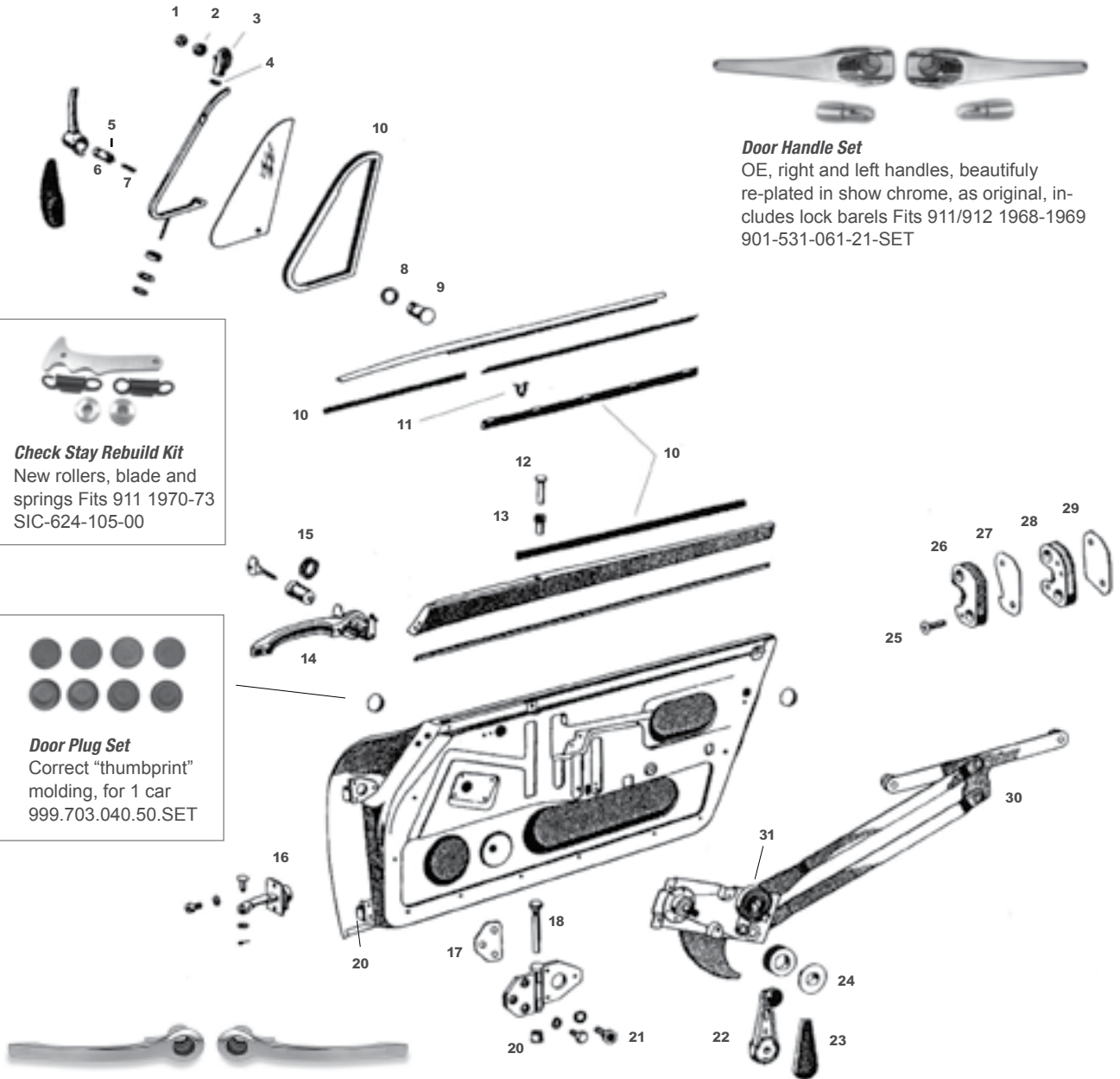
Note: Although the rear bumper bellows for the earlier cars ('74-'86) supersedes to the later style used on '87-'89 cars (listed above), the original bellows were slightly different. We offer reproductions of the original rear bumper bellows for '74-'86 911's which are listed below.

	SIC.505.305.00.....	Reproduction rear bumper bellows, left.....	1974-1986
	SIC.505.306.00.....	Reproduction rear bumper bellows, right.....	1974-1986
11	911.505.046.03.....	Bumper shock, non-retracting, 2 req'd.....	1974-1976

Note: Since it is unclear exactly when Porsche switched from the non retracting to the retractable bumper guards, please check what type your car has before ordering.

12	911.505.280.03.....	Bumper shock, retractable, 2 req'd.....	1977-1989
	930.505.280.00.....	Rear bumper absorber, 2 req'd.....	911 Turbo (USA models) 1986-1989
13	911.505.311.00.....	Base pad between bumper shock and bumper, 2 req'd.....	1974-1989
14	911.505.220.01.....	Base, 2 req'd.....	1974-1976
	911.505.219.01.....	Base, 2 req'd.....	1977-1989
15	900.151.008.02.....	Washer, 2 req'd.....	1974-1976
	900.025.009.02.....	Washer, 2 req'd.....	1977-1989
16	900.084.004.02.....	Nut, 2 req'd.....	1974-1976
	999.084.608.02.....	Nut, 2 req'd.....	1977-1989
17	930.559.103.01.....	Rubber insert, rocker deco, 2 req'd.....	1974-1989
18	911.559.113.01.GRV.....	Rocker trim strip for cars w/standard fender, left.....	911/911S 1974-1977
	911.559.114.01.GRV.....	Rocker trim strip for cars w/standard fender, right.....	911/911S 1974-1977
	911.559.047.01.GRV.....	Rocker trim strip, left.....	911 Carrera/SC 1974-1989
	911.559.048.01.GRV.....	Rocker trim strip, right.....	911 Carrera/SC 1974-1989
	930.559.047.01.GRV.....	Rocker trim strip, left.....	911 Turbo/Turbo Look 1976-1989
	930.559.048.01.GRV.....	Rocker trim strip, right.....	911 Turbo/Turbo Look 1976-1989
19	911.559.141.03.....	Bright aluminum end cap, left front/right rear.....	1974-1977
	911.559.142.03.....	Bright aluminum end cap, right front/left rear.....	1974-1977
	PCG.559.941.00.....	End cap, black, left front/right rear.....	1974-1977
	911.559.142.00.....	End cap, black, right front/left rear.....	1974-1977
	SIC.559.141.04.....	End cap, right front/left rear.....	1978-1989
	SIC.559.142.04.....	End cap, left front/right rear.....	1978-1989
20	911.559.149.01.....	Jack receiver cover, 2 req'd.....	1974-1989

Notes: Item #'s 1 through 9 are parts for moveable vent windows. All 911 Coupe & Targa models had moveable vent windows from '65-'68. In the USA only Targa models had a moveable vent window from '69-'79. Chrome trim was standard from '65-'73. From '74-'76 some models had chrome trim while others had black. Check your car before ordering.



Check Stay Rebuild Kit
New rollers, blade and springs Fits 911 1970-73 SIC-624-105-00

Door Plug Set
Correct "thumbprint" molding, for 1 car 999.703.040.50.SET



Door Handle Set

OE, right and left handles, beautifully re-plated in show chrome, as original, includes lock barrels Fits 911/912 1968-1969 901-531-061-21-SET



Door Handles

Right and left handles, polished stainless steel finish, German production, with lock button seal, Fits 911/912 1965-1967 SIC-531-061-10 right or left



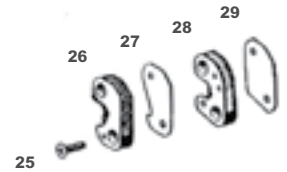
Door Handles

Right and left handles, black paint finish as original, no lock cylinders or keys Fits 911 1977-1989 SIC-531-942-03 right SIC-531-943-03 left



Door Handle Set

Right and left handles, chrome plated, new production, includes lock cylinders and keys. Fits 911/912 1970-1977 901-531-061-11-SET



25

26

27

28

29



Inner Door Vapor Barrier

Die cut, self adhesive, right and left side, made in Germany. SIC.531.889.00.SET

Door Parts

1	999.084.101.02	Self locking nut, 2 req'd	1965-1968
	900.084.020.02	Hex nut, 2 req'd	1969-1976
2	644.542.625.06	Spacer, 2 req'd	1965-1976
3	901.542.621.22	Pivot bearing, left, chrome	1965-1976
	901.542.622.22	Pivot bearing, right, chrome	1965-1976
	901.542.621.48	Pivot bearing, left, black	1974-1976
	901.542.622.48	Pivot bearing, right, black	1974-1976
4	900.025.002.40	Washer, resistex fiber, 2 req'd	1965-1976
5	900.090.001.00	Grooved pin, 2 req'd	1965-1976
6	901.542.559.48	Press button for catch, black, for non-USA models only, 2 req'd	1974-1976
7	644.542.555.00	Thrust spring for catch, 2 req'd	1965-1967 (all), 1968-1975 (non-USA models)
	911.542.555.00	Thrust spring for catch, 2 req'd	1976
8	911.542.556.48	Spring washer, black, 2 req'd	1965-1976
9	644.542.558.00	Outer button, chrome, 2 req'd	1965 (to chassis #301 879)
	SIC.542.558.21	Outer button, chrome, 2 req'd	1965 (from chassis #330 880)-1976
	901.542.558.48	Outer button, black, 2 req'd	1974-1976
10	Door Glass Seals		

Note: See the complete listings of door glass seals for Coupe, Targa and Cabriolet elsewhere in this section.

11	999.591.326.02	Clip for door top trim, 7 req'd per door	1965-1970
12	901.531.671.21	Push-button, 2 req'd	1969-1976
	SIC.531.671.21	Push-button, 2 req'd concave top	1965-1967
	928.555.359.0270B	Push-button, 2 req'd	1977-1989
13	901.531.481.22	Guide bushing, 2 req'd	1965-1976
	928.555.565.02	Guide bushing, 2 req'd	1977-1984
	928.555.569.02	Guide sleeve, 2 req'd	1985-1989
14	Door handles		Available as OE, new production and restored (see pg 76)
15	SIC.531.061.00	Seal for original door lock cylinder, 2 req'd	1965-1969

Note: This item was not originally available as a separate part.

16	901.531.035.20	Door check, does not include hardware, 2 req'd	1965-1969
	SIC.531.001.20	Hardware kit for door check, 1 req'd per door check	1965-1969
	911.531.957.00	Door check with hardware, 2 req'd	1970-1989
17	901.531.391.20	Plate for hinge, 2 req'd per door	1965-1973
18	901.531.305.20	Pin, 2 req'd per door	1965-1989
19	901.531.303.21	Hinge, 2 req'd per door	1965-1989
20	901.531.311.20	Bush, 4 req'd per door	1965-1989
21	999.093.010.02	Screw, 8x20mm, 6 req'd per door	1965-1989
22	911.542.471.00	Window crank, chrome, 2 req'd	1968-1975
	911.542.471.01	Window crank, black, 2 req'd	1976-1979

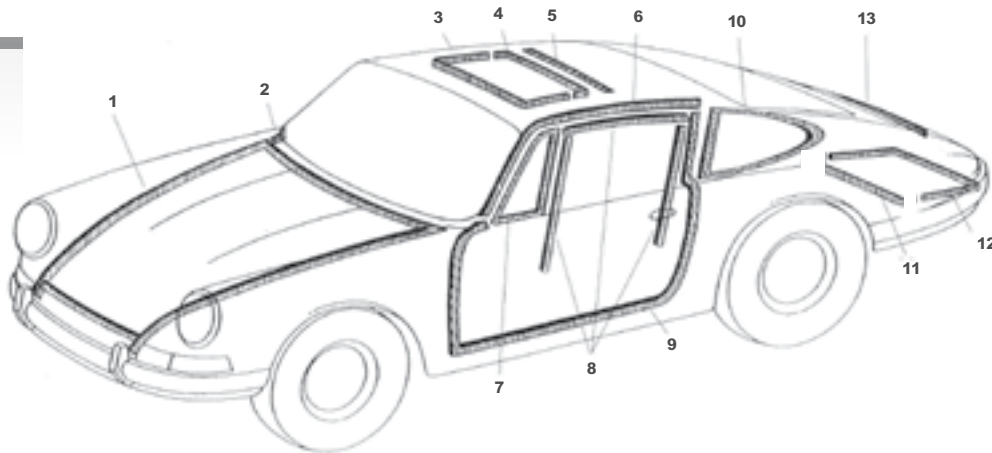
Note: '75 and '75 911's came with either chrome or black window cranks. Please check you car before ordering.

23	901.542.482.20.700	Covering for crank, 2 req'd	1968-1979
	SIC.542.482.20	Covering for crank, repro, 2 req'd	1968-1979
24	901.552.891.20	Rosette, fits under window crank, 2 req'd	1968-1979
25	SIC.531.005.00	Door striker screw set	1965-1989
26	901.531.701.20	Door striker, left, to chassis 030 5100, silver	1965-1966
	901.531.702.20	Door striker, right, to chassis 030 5100, silver	1965-1966
	SIC.531.701.01	Door striker, left, (silver cad) as original	1967-1969
	SIC.531.702.01	Door striker, right, (silver cad) as original	1967-1969
	SIC.531.701.31	Door striker repair kit (left or right) fits 1967-88	1967-1988
	SIC.531.701.23	Striker plate (gold), left, from chassis #305100, 354000 & 458100	1966-1988
	SIC.531.702.23	Striker plate (gold), right, from chassis #305100, 354000 & 458100	1966-1988
27	901.531.703.20	Shim for striker, 1mm, as required	1965-1966
28	993.531.029.00	Door striker (black), left	1967-1989
	993.531.030.00	Door striker (black), right	1967-1989
	SIC.531.053.00	Striker plate rebuild kit, left or right	1965-1968
29	901.531.703.23	Shim for striker, 1mm, as required	1967-1989
	901.531.703.24	Shim for striker, 2mm, as required	1967-1989
30	We offer a rebuild service for 911 window regulators.		See page 120
31	NLA.542.047.00	Window regulator spring, 1 per regulator	1965-1989
	Window regulator pins- we stock several different types.		

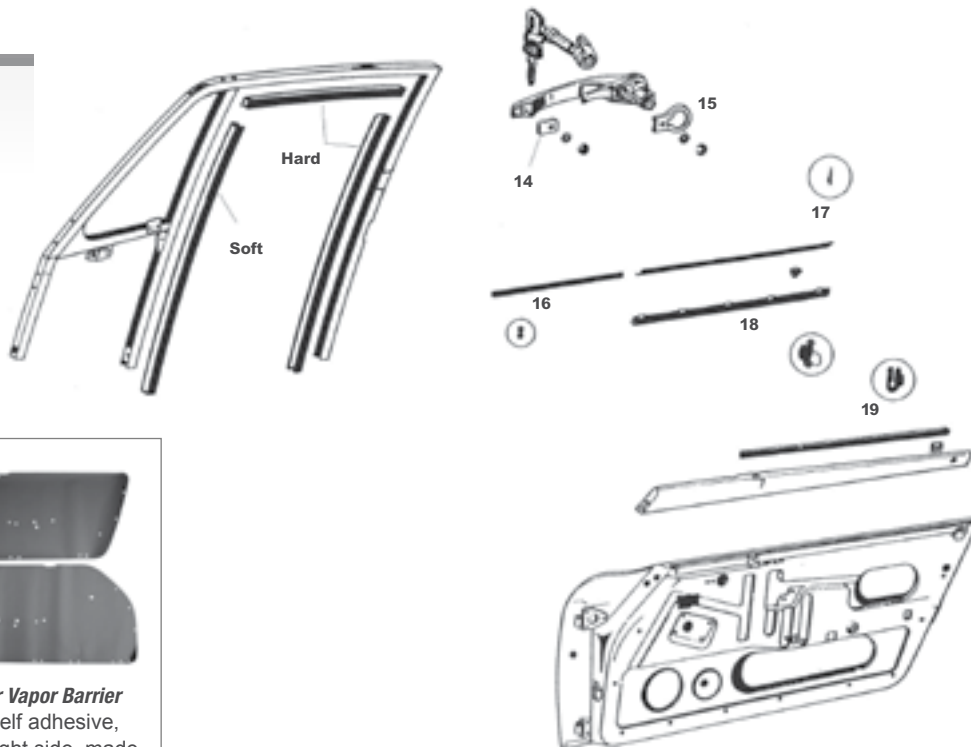
Modifications On Doors and Hinge Pillars

During Model Year 1989 the inside door panel and hinge pillar were modified. Doors of the former version are no longer available. Hinge pillars remain available in both versions. The new doors can be installed on all 911 models 1969 to 1989. When installing the new version door on a car with the old version hinge pillar, the door contact switch for the inside light must be positioned 50 mm further down. This requires drilling a new hole, 8.4 mm in diameter, 50 mm below the old door contact switch hole. Deburr the edges of the new hole and treat them with rust preventing paint. Relocate the switch into the new hole. Install plug 911.531.999.00 in the old hole.

Coupe Seals



Detail of 8



Inner Door Vapor Barrier
Die cut, self adhesive,
left and right side, made
in Germany.
SIC.531.889.00.SET

1	SIC.511.901.02.....	Front hood seal.....	1965-1973
	911.511.923.02.....	Front hood seal.....	1974-1989
2	901.503.394.22.....	Fender to cowl seal, 4.3 mm thick.....	1965-1989
	911.799.503.07.....	Fender to cowl, optional but recommended, 6.5 mm thick.....	1965-1989
3	911.564.191.00.....	Felt sunroof seal, front.....	1965-1989
4	911.564.193.00.....	Felt sunroof seal, rear.....	1965-1989
5	901.564.905.05.....	Sealing rubber, rear, sunroof.....	1965-1989
6	911.542.403.01.....	Velvet door seal, left.....	1975-1985
	911.542.404.01.....	Velvet door seal, right.....	1975-1985
	911.542.403.03.....	Velvet door seal, left.....	1986-1989
	911.542.404.03.....	Velvet door seal, right.....	1986-1989

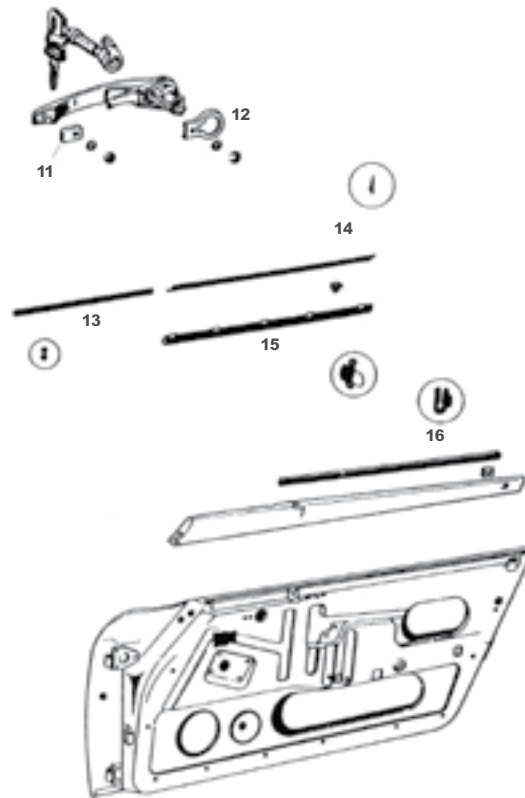
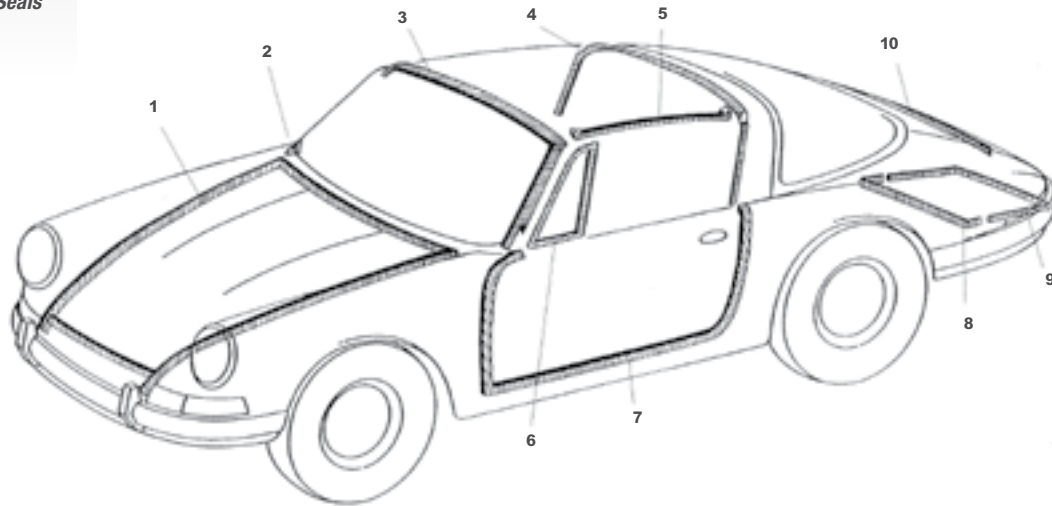
Note: Above seals suggested with use of door seal #911.531.095.03 (item #9 below)

	SIC.542.001.00.....	Screw kit for velvet door seals, one required.....	1965-1989
7	901.542.931.23.....	Vent seal, opening, left.....	1965-1968
	901.542.932.23.....	Vent seal, opening, right.....	1965-1968
	901.542.921.21.....	Vent seal, fixed, 2 req'd.....	1969-1975
	901.542.921.21.....	Vent seal, fixed, left.....	1976-1989
	901.542.922.21.....	Vent seal, fixed, right.....	1976-1989
8	901.542.901.21.....	Hard window channel, 2 req'd per door.....	1965-1967
	901.542.902.26.....	Hard window channel, 1 req'd ('65-'67).....	1965-1989
	911.542.905.00.....	Window channel, 2 per car.....	1968-1989
9	911.531.095.03.....	Door seal, latest version.....	1965-1989
10	901.543.901.20.....	Rear quarter seal, opening, left.....	1965-1977
	901.543.902.20.....	Rear quarter seal, opening, right.....	1965-1977
	911.543.035.01.....	Rear quarter seal, fixed, left.....	1978-1987 (to chassis #2159)
	911.543.036.01.....	Rear quarter seal, fixed, right.....	1978-1987 (to chassis #2159)
	911.543.035.03.....	Rear quarter seal, fixed, left.....	1987 (from chassis #2160)-1988
	911.543.036.03.....	Rear quarter seal, fixed, right.....	1987 (from chassis #2160)-1988
	964.543.035.00.....	Rear quarter seal, fixed, left.....	1989-on
	964.543.036.00.....	Rear quarter seal, fixed, right.....	1989-on
	SIC.543.001.00.....	Quarter window latch screws.....	1965-1973
11	911.504.115.02.....	Engine compartment seal, front.....	1965-1989
12	911.504.111.02.....	Engine compartment seal, rear.....	1965-1989
13	901.512.901.00.....	Rear deck lid seal.....	1965-1973
	911.512.129.00.....	Rear deck lid seal.....	1974-1986
	911.512.129.01.....	Rear deck lid seal.....	1987-1989
14	SIC.531.631.00.....	Handle base, front, 2 req'd.....	1965-1969
	911.531.631.00.....	Handle base, front, 2 req'd.....	1970-1989

Note: The rear handle base for '65-'67 911's is no longer available. We do carry a reproduction set (part #SIC.531.631.20), which features one front and one rear handle base for '65-'67 911's. 2 req'd per car.

15	911.531.632.00.....	Handle base, rear, 2 req'd.....	1970-1989
	SIC.531.631.20.....	Handle base set, 2 req'd.....	1965-1967
	SIC.531.632.20.....	Handle base set, 2 req'd.....	1968-1969
16	901.531.933.20.....	Seal under vent glass, 2 req'd.....	1965-1986
	911.531.297.0101C.....	Seal under vent glass, left.....	1987-1989
	911.531.298.0001C.....	Seal under vent glass, right.....	1987-1989
17	644.531.931.41.....	Seal against glass, outer, left or right trim to fit, 2 req'd.....	1965-1969
	911.531.931.02.....	Seal against glass, outer, left.....	1970-1989
	911.531.932.02.....	Seal against glass, outer, right.....	1970-1989
18	901.531.935.20.....	Seal against glass, inner, left.....	1965-1989
	901.531.936.20.....	Seal against glass, inner, right.....	1965-1989
19	911.531.951.01.....	Door slot seal, 2 req'd.....	1965-1989

Targa Seals



Important:

Do not coat rubber seals with protectant before installation, adhesives will not adhere properly. We recommend Wurth Rubber Glue. Clear color will not affect fresh paint. 180 gram can with brush in cap. SIC.999.130.50

Clean rubber seals before installation to remove mold release agent.



Inner Door Vapor Barrier
Die cut, self adhesive, left and right side, made in Germany.
SIC.531.889.00.SET

Body Seals

1	SIC.511.901.00.....	Front hood seal, correct early style.....	1965-1966
	SIC.511.901.02.....	Front hood seal.....	1967-1973
	911.511.923.02.....	Front hood seal.....	1974-1989
2	901.503.394.22.....	Fender to cowl seal, 4.3 mm thick.....	1965-1989
	911.799.503.07.....	Fender to cowl, optional but recommended, 6.5 mm thick.....	1965-1989
3	SIC.565.099.40.....	Seal over windshield frame.....	1967-1977
	SIC.565.090.47.....	Seal over windshield frame, for use with early solid seal.....	1970-1985
	911.799.565.80.....	Seal over windshield frame, for use with late hollow seal.....	1986-1989
4	901.565.091.40.....	Seal front of targa bar.....	1967-1969
	901.565.091.44.....	Seal front of targa bar.....	1970-1973
	911.565.091.47.....	Seal front of targa bar, latest version.....	1974-1989

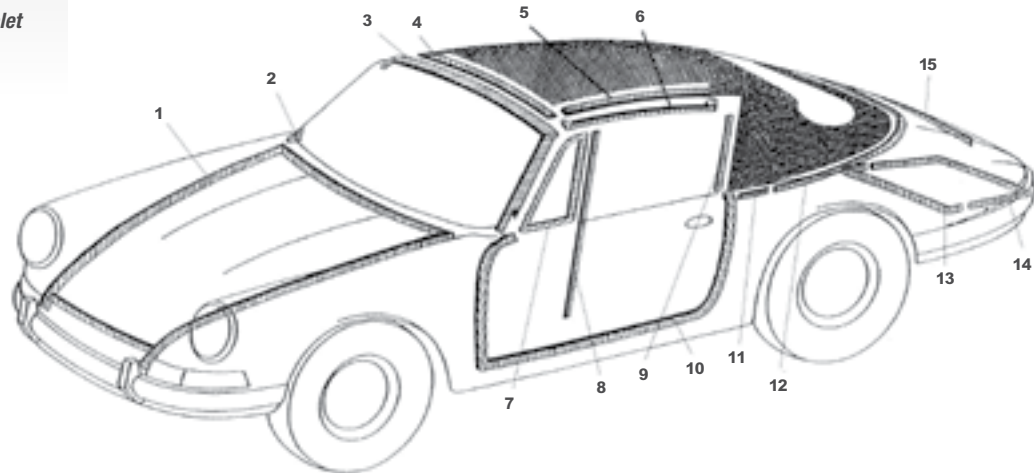
Note: The latest version (74-89) Targa bar seal has rubber posts at each end which insert into the latest version hollow door seals. The latest version seals were original from 1986 on. If installing a Targa bar seal on a 1974-85 car (or any with early version seals), simply cut off the rubber posts. If you don't know which seal version you have, check your door seals for an opening for the post.

4	901.565.091.40.....	Seal front of targa bar.....	1967-1969
	999.703.186.40.....	Plastic rivets for seal, 6 req'd (67-73) 4 req'd (74-89).....	1967-1989
	999.591.384.40.....	Cap for rivets, 6 req'd (67-73), 4 req'd (74-89).....	1967-1989
5	901.565.275.40.....	Top side seal, no metal, left.....	1967-1969
	901.565.276.40.....	Top side seal, no metal, right.....	1967-1969
	911.565.259.40.....	Top side seal with metal, left.....	1970-1989
	911.565.260.40.....	Top side seal with metal, right.....	1970-1989
6	911.542.135.40.....	Vent seal, opening, left.....	1967-1976
	911.542.136.40.....	Vent seal, opening, right.....	1967-1976
7	911.531.095.40.....	Door seal, latest hollow version, left.....	1965-1989
	911.531.096.40.....	Door seal, latest hollow version, right.....	1965-1989
	SIC.531.093.40.....	Early door seal solid, set of two.....	1967-1977
8	911.504.115.02.....	Engine compartment seal, front.....	1965-1989
9	911.504.111.02.....	Engine compartment seal, rear.....	1965-1989
10	901.512.901.00.....	Rear deck lid seal.....	1965-1973
	911.512.129.00.....	Rear deck lid seal.....	1974-1976
	911.512.129.01.....	Rear deck lid seal.....	1987-1989

Note: The rear handle base for '65-'67 911's is no longer available. We do carry a reproduction set (part #SIC.531.631.20), which features one front and one rear handle base for '65-'67 911's. 2 req'd per car.

12	911.531.632.00.....	Handle base, rear, 2 req'd.....	1970-1989
	SIC.531.631.20.....	Handle base set, 2 req'd.....	1965-1967
	SIC.531.632.20.....	Handle base set, 2 req'd.....	1968-1969
13	901.531.933.20.....	Seal under vent glass, 2 req'd.....	1965-1986
	911.531.297.0101C.....	Seal under vent glass, left.....	1987-1989
	911.531.298.0001C.....	Seal under vent glass, right.....	1987-1989
14	644.531.931.41.....	Seal against glass, outer, left or right trim to fit, 2 req'd.....	1965-1967
	911.531.931.02.....	Seal against glass, outer, left.....	1968-1989
	911.531.932.02.....	Seal against glass, outer, right.....	1968-1989
15	901.531.935.20.....	Seal against glass, inner, left.....	1965-1989
	901.531.936.20.....	Seal against glass, inner, right.....	1965-1989
16	911.531.951.01.....	Door slot seal, attaches to door, 2 req'd.....	1965-1989
	914.531.939.10.....	Door slot fuzzy seal, attaches to door top.....	1965-1

Cabriolet

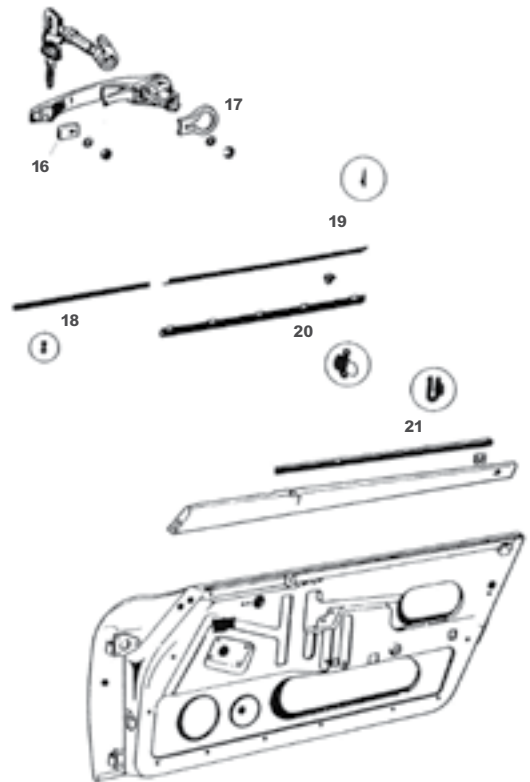
**Modifications On Doors and Hinge Pillars**

During Model Year 1989 the inside door panel and hinge pillar were modified. Doors of the former version are no longer available. Hinge pillars remain available in both versions. The new doors can be installed on all 911 models 1969 to 1989. When installing the new version door on a car with the old version hinge pillar, the door contact switch for the inside light must be positioned 50 mm further down. This requires drilling a new hole, 8.4 mm in diameter, 50 mm below the old door contact switch hole. Deburr the edges of the new hole and treat them with rust preventing paint. Relocate the switch into the new hole. Install plug 911.531.999.00 in the old hole.

Important:

Do not coat rubber seals with protectant before installation, adhesives will not adhere properly. We recommend Wurth Rubber Glue. Clear color will not affect fresh paint. 180 gram can with brush in cap. SIC.999.130.50

Clean rubber seals before installation to remove mold release agent.



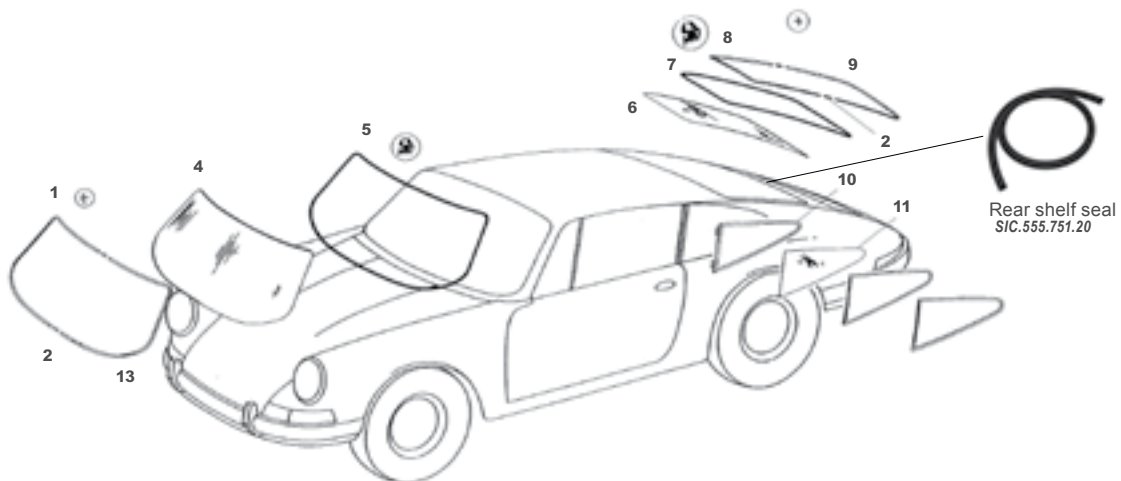
1	911.511.923.02	Front hood seal	1983-1989
2	901.503.394.22	Fender to cowl seal, 4.3mm thick	1983-1989
	911.799.503.07	Fender to cowl seal, 6.5mm thick, optional but recommended	1983-1989
3	911.565.090.47	Windshield frame seal, for use with early solid door seals	1983-1985
	911.799.565.80	Windshield frame seal, for use with late hollow door seals	1986-1989

Note: When ordering windshield frame seals, it is important that you order the windshield frame seal that matches your door seal version. The door seals were changed in 1986 from solid rubber to a type with a hollow center. The early version frame seal has a formed end which adjoins the solid door seal. The latest version frame has rubber end posts which insert into the hollow door seal. Cars with early version seals can be identified by black plastic trim covering the area where the two seals join. The late version has no trim.

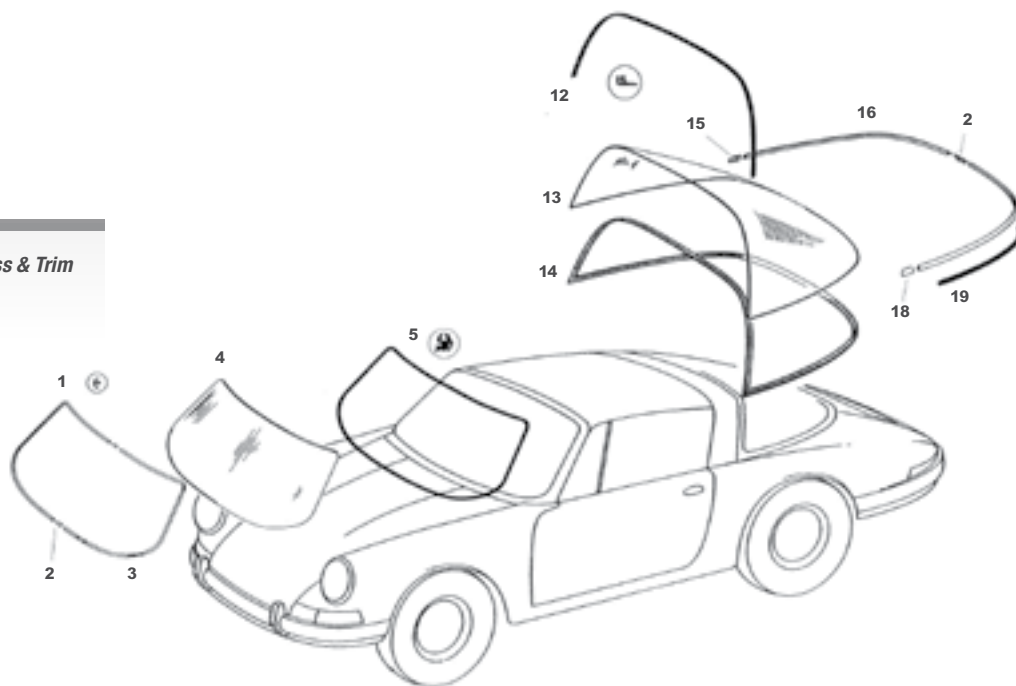
4	911.561.244.01	Front top seal	1983-1989
5	911.561.187.00	Inner roof frame seal, left	1986-1989
	911.561.188.00	Inner roof frame seal, right	1986-1989
6	911.561.205.00	Outer top frame seal, left	1983-1985
	911.561.189.66.8VB	Outer top frame seal, left	1986-1989
	911.561.206.00	Outer top frame seal, right	1983-1985
	911.561.190.66.8VB	Outer top frame seal, right	1986-1989
7	911.799.542.85	Vent window seal, fixed, 2 req'd	1983-1989
8	911.542.505.40	Front window channel guide, 2 req'd	1983-1989
9	911.561.221.01	Door glass, rear to convertible top seal, left	1983-1985
	993.561.321.00.8VB	Door glass, rear to convertible top seal, left	1986-1989
	911.561.222.01	Door glass, rear to convertible top seal, right	1983-1985
	993.561.322.00.8VB	Door glass, rear to convertible top seal, right	1986-1989
10	911.531.095.40	Door seal, latest hollow version, left	1983-1989
	911.531.096.40	Door seal, latest hollow version, right	1983-1989

Note: The solid version of the door seal used on '83-'85 911 Cabriolet's is no longer available. The latest hollow version used on '86-'89 911 Cabriolet's will work.

	993.561.322.00.8VB	Plug, end of door seal, 2 req'd	1983-1989
11	911.561.463.00	Convertible top to body seal, left side	1983-1989
	911.561.464.00	Convertible top to body seal, right side	1983-1989
12	911.561.371.00	Convertible top to body seal, rear	1983-1989
13	911.504.115.02	Engine compartment seal, front	1983-1989
14	911.504.111.02	Engine compartment seal, rear	1983-1989
15	911.512.129.00	Rear deck lid seal	1983-1986
	911.512.129.01	Rear deck lid seal	1987-1989
16	901.531.631.20	Handle base, front, 2 req'd	1986-1989
17	911.531.632.00	Handle base, rear, 2 req'd	1983-1989
18	901.531.933.20	Seal under vent window, 2 req'd	1983
	911.531.297.40.01C	Seal under vent window, 2 req'd	1984-1989
19	911.531.931.42	Outer door glass seal, left	1983-1989
	911.531.932.42	Outer door glass seal, right	1983-1989
20	901.531.935.20	Seal against glass, inner, left	1983
	901.531.936.20	Seal against glass, inner, right	1983
	911.531.295.40	Seal against glass, inner, left	1984-1989
	911.531.296.40	Seal against glass, inner, right	1984-1989
21	911.531.951.01	Seal against glass slot seal, 2 req'd	1983-1989

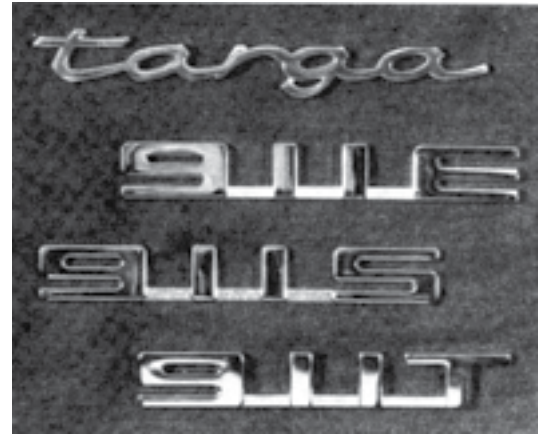


Targa Glass & Trim



For a complete list of 911 seals see the previous pages in this section

1	901.541.912.20	Bright aluminum trim, right front.....	1965-1977
	911.541.912.0170K	Black trim, right front.....	1974-1989
2	644.541.921.06	Bright connector piece, 4 req'd per car.....	1965-1977
	911.541.921.0170K	Black connector piece, 4 req'd per car	1974-1989
3	901.541.911.20.....	Bright aluminum trim, left front.....	1965-1977
	911.541.911.0170K	Black trim, left front.....	1974-1989
4	911.541.011.01.....	Windshield, green tinted	1965-1984 (Coupe, Targa, Cabriolet)
	SIC.541.011.01.....	Windshield, green tinted	1965-1977
	911.541.011.21.....	Windshield, green tinted, heated	1971-1988 (Coupe, Targa, Cabriolet)
	911.541.011.04.....	Windshield, green tinted with antenna.....	1985-1991 (Coupe, Targa, Cabriolet)
	SIC.541.011.05.....	Windshield, green tinted with heavy top shade and antenna	1980-1989
	SIC.541.011.06.....	Windshield, green tinted with center mirror pad	1978-1989
	SIC.541.011.00.....	Windshield, clear	1965-1977
5	911.541.225.04.....	Windshield seal for cars with metal trim	1965-1989 (Coupe, Targa, Cabriolet)
	964.541.225.00	Windshield seal for cars w/o metal trim	1989 (Coupe, Targa, Cabriolet)
6	SIC.545.101.20	Rear window, clear, w/o defrost	1965-1989
	SIC.545.107.00	Rear window, tinted with 2 stage defrost	1965-1989
	911.545.107.07.....	Rear window, tinted with 2 stage defrost	1967-1989
7	911.545.225.00.....	Rear window seal	1965-1989 (Coupe)
	964.545.225.00	Rear window seal for cars w/o trim	1989 (Coupe)
8	901.543.922.25	Bright aluminum trim, right rear.....	1969-1977
	901.543.922.28	Black aluminum trim, right rear	1974-1989
	911.545.912.0070K	Black trim, right rear.....	1974-1989
9	901.543.921.25	Bright aluminum trim, left rear.....	1969-1977
	901.543.921.20	Black aluminum trim, left rear	1974-1989
	911.545.911.0070K	Black trim, left rear	1974-1989
10	901.543.015.20	Quarter window frame, left, chrome, for moveable window.....	1965-1967 (Coupe)
	901.543.015.25	Quarter window frame, left, chrome, for moveable window	1968-1977 (Coupe)
	901.543.016.25	Quarter window frame, right, chrome, for moveable window.....	1968-1977 (Coupe)
	SIC.543.001.00	Quarter window latch screws.....	1968-1977 (Coupe)
11	901.543.101.20	Quarter glass, left, clear, for moveable window	1965-1977 (Coupe)
	901.543.102.20	Quarter glass, right, clear, for moveable window	1965-1977 (Coupe)
	901.543.101.30	Quarter glass, left, tinted, for moveable window	1965-1977 (Coupe)
	901.543.102.30	Quarter glass, right, tinted, for moveable window.....	1965-1977 (Coupe)
	901.543.191.20	Quarter glass seal, frame to window, moveable window	1965-1977 (Coupe)
	SIC.542.922.21	Quarter glass seal, frame to window, moveable window, OES.....	1965-1977 (Coupe)
	911.543.101.01.....	Quarter glass, left, clear, for fixed window	1974-1989 (Coupe)
	911.543.102.01.....	Quarter glass, right, clear, for fixed window	1974-1989 (Coupe)
	911.543.101.02.....	Quarter glass, left, tinted, for fixed window	1974-1989 (Coupe)
	911.543.102.02.....	Quarter glass, right, tinted, for fixed window.....	1974-1989 (Coupe)
12	901.565.914.40	Rear bar seal	1967 (Targa with soft rear window)
	901.565.930.41	Rear bar seal	1968-1989 (Targa with rear glass)
13	<i>Call with specific model information to order 911 Targa rear window glass.</i>		
14	911.545.051.41.....	Rear window seal	1968-1989 (Targa)
15	901.565.562.40	Bright aluminum trim, right end piece for rear.....	1968-1973 (Targa)
	911.565.570.4070K	Black trim, right end piece for rear.....	1974-1989 (Targa)
16	901.565.556.40	Bright aluminum trim, right rear.....	1968-1973 (Targa)
	911.565.556.4170K	Black trim, right rear	1974-1989 (Targa)
17	901.565.555.40	Bright aluminum trim, left rear.....	1968-1973 (Targa)
	901.565.555.4170K	Black trim, left rear	1974-1989 (Targa)
18	901.565.561.40	Bright aluminum trim, left end piece for rear.....	1968-1973 (Targa)
	911.565.569.4070K	Black trim, left end piece for rear	1974-1989 (Targa)
	000.043.129.00	Sealant under rear Targa glass moldings, sold in a 5 meter roll	1978-1989 (Targa)
19	901.565.557.40	Rear glass molding seal, 2 req'd	1968-1989 (Targa)



Note: '65-'66 912's used a silver "Porsche" emblem for the deck lid which has been superseded to the silver individual letter set listed below. The gold emblem listed can also be used, if desired.

901.559.301.20.....	"Porsche", gold for deck lid, one piece	911 1965-1966
901.559.301.22.....	"Porsche", individual letter set, gold.....	911 1967-1971
911.559.031.00.....	"Porsche", individual letter set, black.....	1972-1973
901.559.305.22.....	"911", gold block numbers.....	1967-1968
911.559.329.00.....	"911", gold.....	1975
911.559.329.03.....	"911", matte black	1976
902.559.305.21.....	"912", silver angled numbers	912 1965-1966
902.559.305.22.....	"912", silver block numbers.....	912 1967-1969
901.559.308.50.....	"911S", gold, block letters	911S 1967-1971
901.559.308.21.....	"911S", black, block letters.....	911S 1972-1975
911.559.308.03.....	"911S", script, matte black	911S 1976
901.559.312.20.....	"911L", gold.....	911L 1968
901.559.311.20.....	"911T", chrome.....	911T 1968-1971
901.559.311.50.....	"911T", gold (optional).....	911T 1969-1971
901.559.311.21.....	"911T", black	911T 1972-1973
901.559.325.21.....	"911E", black.....	911E 1972-1973
911.559.337.00.....	"911SC" script, matte black.....	911SC 1978-1983
930.559.317.01.....	"Turbo", black with pins, USA.....	911 Turbo 1974-1977



Note: Early '88 refers to cars up to chassis #s 50576 (Coupe), 70348 (Cabriolet), 60113 (Targa).
Late '88 refers to cars from those chassis #s on. These are USA chassis #s. European cars would have similar mid-year change.

930.559.317.00.....	"Turbo", matte black, stick-on, Euro.....	911 Turbo 1974-1988 (early)
930.559.317.00.....	"Turbo", matte black, stick-on, USA.....	911 Turbo 1978-1979, 1986-1988 (early)
930.559.317.0270C.....	"Turbo", matte black, stick-on	911 Turbo 1988 (late)-1989
901.559.307.40.....	"Targa", gold.....	911 Targa 1967-1971
911.559.307.41.....	"Targa", black	911 Targa 1972-1989
911.559.015.00.....	"2.4" on engine grille, silver.....	1972
911.559.015.01.....	"2.7" on engine grille, silver.....	1973-1974
911.559.317.01.....	"Carrera", black.....	Carrera 2.7 & Turbo
911.559.317.02.....	"Carrera 3.0", black.....	1976-1977
911.559.036.04.....	"Carrera", black, stick-on.....	Carrera 2.7 option
911.559.036.05.....	"Carrera", gold, stick-on	Carrera 2.7 option
911.559.037.0070C.....	"Carrera", black.....	1984-1986



SIC.559.210.20.....	Orange hood crest with seal & nuts	1966-1973
901.559.210.27.....	Orange hood crest, Porsche Classic part	1966-1973
901.559.210.26.....	Red hood crest	1974-1989
901.559.215.20.....	Seal for hood crest.....	1965-1989
999.591.423.03.....	Clips for hood crest, 2 req'd	1965-1989
901.701.111.05.....	Paint plate on door lockpost	1966-1983
900.055.001.02.....	Rivets for paint plate, twist as factory	1966-1978
900.093.001.02.....	Rivets for paint plate (non-twist), 4 req'd	1966-1983






9




11



13



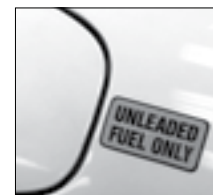
12



1	901.006.509.00	Timing	911 & 911T 1965-1968, 911T 1971 (Euro)
	901.006.509.01	Timing	911T 1969 (USA)
	911.006.508.00	Timing	Carrera 2.7 1973-1974
	911.006.514.01	Timing	1973 (USA)
2	901.006.502.00	Firing order	1965-1978
	930.006.509.01	Firing order- anti-clockwise	1978-1989
3	901.006.503.00	Valve clearance	1965-1989
4	901.006.504.01	Engine oil level	1965-1972
	911.006.504.00	Engine oil level	1973
	911.006.504.01	Engine oil level	911 1974-1977, 911 Turbo 1976-1980
	930.006.504.00	Engine oil level	911SC 1978-1980
	930.006.504.02	Engine oil level	1981-1989
5	901.006.512.00	Vehicle capacities/tires	1965-1968
	901.006.512.01	Vehicle capacities/tires	1969
	911.006.512.00	Vehicle capacities/tires	1970-1971
	911.006.512.02	Vehicle capacities/tires	1972-1973
6	901.006.505.00	Tire pressure, normal	911 1965-1968, Non USA cars 1969-1972
	901.006.506.00	Tire pressure, highway	1965-1968- inquire
	901.006.507.00	Tire pressure, 200 km/h	911S 1967-1972, 911E 1969-1972, 911T 1972
	901.006.505.01	Tire pressure, normal	Carrera 2.7 1973
7	901.006.508.00	Alternator/Regulator	1965-1973

Items 8 through 13 are in various places on various models.

8	911.701.251.00	"Unleaded Fuel Only", white letters	1978-1989
	911.701.251.01	"Unleaded Fuel Only", black letters	1978-1989
9	911.701.253.00	"Unleaded Fuel Only", fuel gauge	1987-1989 (USA)
10	930.701.203.01	"Type of Fuel-91ROZ"	1987-1989
11	911.701.137.02	Emergency spare	1980-1986
	928.701.146.05	Emergency spare	1987-1989
12	911.006.541.00	"Brake Fluid"	1987-1989
	911.701.139.00	"Automatic Speed Control"	1978-1989



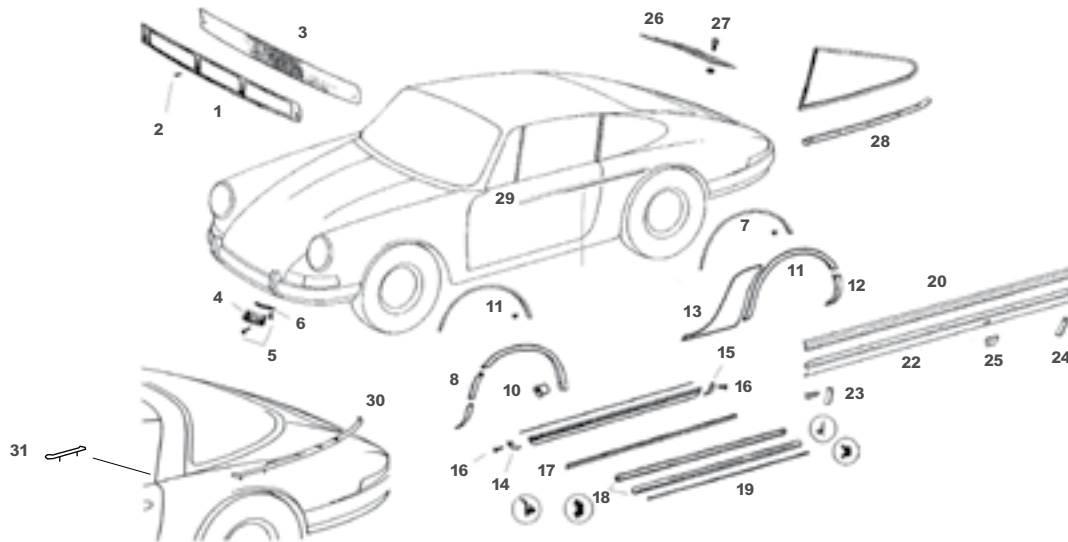
8

The following stickers are not shown in the photography:

	911.552.118.00	"Lights"	1972-1973 (USA)- inquire
	SIC.BLT.PRS	"PRESS" seatbelt reciever	1969-1973
	911.006.531.00	"Targa Fixed Roof"	1974-1977
	911.701.171.00	"Heat & Vent"	1978-1986
	411.000.263A	"Super Fuel"	911 Turbo
14	SIC.701.001.00	"Shell" sticker on air filter housing	Early 1980's
13	911.701.107.00	"Oil" for external oil filler door	1972
	928.006.102.06	"Actual Emission Results"	1984 (Ca.)
	928.006.102.07	"Actual Emission Results"	1985 (Ca.)
	NLA.701.107.00	Chassis & paint number plate	911/912 1965-1967
	NLA.701.013.00	Einlass decal red letters	912 1965-1969



Please inquire for decals and stickers not listed.



Air Intake Grilles

1	911.559.401.0070K	Air intake grille frame	1965-1989
2	N.014.086.12	Screw for air intake grille, 4 req'd	1965-1989
3	993.559.411.00	Air intake grille- plastic	1965-1989

Horn Grilles

Note: '65-'66 911's had horn grilles with 4 mounting holes while '66-'68 featured grilles with 2 mounting holes. Since there is no exact chassis # break in '66 for the transition from 4 hole to 2 hole grilles, it is best to check your car. For the most part these early grilles are discontinued, please call our sales staff for part numbers, prices and availability.

4	901.559.431.23	Horn grille left, chromed metal, 2 hole	1966-1968
	901.559.432.23	Horn grille right, chromed metal, 2 hole	1966-1968
	SIC.559.431.23	Horn grille, left, chrome plastic, 2 hole, repro	911/912 1966-1968
	SIC.559.432.23	Horn grille, right, chrome plastic, 2 hole, repro	911/912 1966-1968
	901.559.431.27	Horn grille, left, chrome	1969-1972
	901.559.432.27	Horn grille, right, chrome	1969-1972
	911.559.431.03	Horn grille, left, black plastic- OE	1973
	SIC.559.431.03	Reproduction horn grille, left, black plastic	1973
	911.559.432.03	Horn grille, right, black plastic- OE	1973
	SIC.559.432.03	Reproduction horn grille, right, black plastic	1973
5	SIC.559.002.00	Horn grill hardware set	1965-1973
6	911.559.439.00	Rubber profile for horn grilles, 2 req'd	1965-1973

Aluminum Trim – Wheel Well

Note: The '74-'77 wheel well trim pieces will not fit on Carrera, Turbo or Turbo look cars.

7	SIC.559.125.51	Wheel arch trim set- repro	1969-1973
	999.190.101.30	Rivet for wheel well trim, 20 req'd	1969-1973
8	911.559.175.00	Bumper filler trim, left front	1974-1977
9	911.559.173.00	Wheel opening trim, left front	1974-1977
	911.559.174.00	Wheel opening trim, right front	1974-1977
10	999.190.101.30	Rivet for wheel well trim, 20 req'd	1974-1977
11	911.559.177.00	Wheel opening trim, left rear	1974-1977
12	911.559.181.00	Lower extension trim, left rear	1974-1977
	911.559.182.00	Lower extension trim, right rear	1974-1977

Stone Guards for Turbo

13	930.559.321.00	Adhesive stone guard, left quarter panel	911 Turbo & Turbo Look 1976-1989
	930.559.322.00	Adhesive stone guard, right quarter panel	911 Turbo & Turbo Look 1976-1989

Rocker Deco Trim, 1965 – 1973

14	901.559.114.50	End cap for wide deco, front left/right rear	1968-1973
	901.559.113.50	End cap for wide deco, front right/left rear	1968-1973
15	SIC.559.113.50	End cap for wide deco, front right/left rear	1968-1973
	SIC.559.114.50	End cap for wide deco, front left/right rear	1968-1973
	900.145.003.02	End cap screw set, 8 req'd, 2 per cap	1968-1973
	SIC.559.003.00	Screw kit, wide deco & end caps	1968-1973

- 16** 901.559.105.52..... Deco strip, wide, original, 2 req'd
911S & 911L 1968
SIC.559.105.52..... Deco strip, wide, reproduction, 2 req'd
911S & 911L 1968
901.559.105.53..... Deco strip, wide, original, 2 req'd
911S 1969-1973
SIC.559.105.53..... Deco strip, wide, reproduction, 2 req'd
911S 1969-1973
- 17** 901.559.106.52..... Insert for original wide deco, 2 req'd
1968
901.559.106.53..... Insert for original wide deco, 2 req'd
1969-1973
901.559.011.22..... Deco strip, narrow, original, 2 req'd
911/912 1965-1973
SIC.559.011.22..... Deco strip, narrow, reproduction, 2 req'd
911/912 1965-1973
- 19** 901.559.101.22..... Insert for original narrow deco strip, 2 req'd
1965-1973

Rocker Deco Trim 1974 – 1989

- 20** 930.559.103.01..... Rubber insert for rocker trim, 2 req'd
1974-1989
- 21** 911.559.113.01.GRV.... Rocker trim for cars with standard
fender, left..... 1974-1977
911.559.114.01.GRV.... Rocker trim for cars with standard
fender, right..... 1974-1977
911.559.047.01.GRV Rocker trim for cars with Carrera/SC
fender, left..... 1974-1989
911.559.048.01.GRV Rocker trim for cars with Carrera/SC
fender, right..... 1974-1989
930.559.047.01.GRV Rocker trim for cars with Turbo/Turbo
Look fenders, left..... 1976-1989
930.559.048.01.GRV Rocker trim for cars with Turbo/Turbo
Look fenders, right..... 1976-1989
- 22** PCG.559.941.00..... Black end cap for left front and right
rear of rocker trim, set, for cars with
standard fender, 2 req'd . 1974-1977
911.559.142.00..... Black end cap for right front and left
rear of rocker trim, or cars with
standard fender, 2 req'd... 1974-1977
- 23** SIC.559.141.04..... Black end cap for right front and left
rear of rocker trim, for cars with
Carrera, Turbo and Turbo look
fenders, 2 req'd 1976-1989
SIC.559.142.04..... Black end cap for left front and right
rear of rocker trim, for cars with
Carrera, Turbo and Turbo look
fenders, 2 req'd..... 1976-1989
- 24** PCG.559.941.04..... Black end caps, set, turbo, turbo
look fenders
- 25** 911.559.149.01..... Jack receiver plug, 2 req'd,
1974-1989

Engine Grilles

- 26** SIC.559.041.21..... Engine grille aliminum 1965-1967
SIC.559.041.00..... Engine grille aluminum 1969-1971
911.559.041.00..... Engine grille, aluminum 1969-1971
901.559.451.21..... Aluminum bolt for engine grille, 8 req'd
1965-1968.5
911.559.041.02..... Engine grille, black 1972-1973
SIC.559.041.02..... Engine grille, black repro. 1972-1973
911.559.411.01..... Engine grille, black plastic 1974-1989
901.559.041.23..... Engine grille, aluminum, 3 bar 1968/69
911.559.015.02..... "2.4" engine grille emblem 1972-1973
911.559.015.03..... "2.7" engine grille emblem 1974-1977

- 27** 911.559.433.00..... T-bolt for engine grille, 6 req'd (for cars
without air conditioner), 4 req'd
(for cars with air conditioner).
1968-1989
911.559.433.01..... T-bolt, 2 req'd (for cars with
air condtioner)..... 1968-1989

Coupe Quarter Window Trim

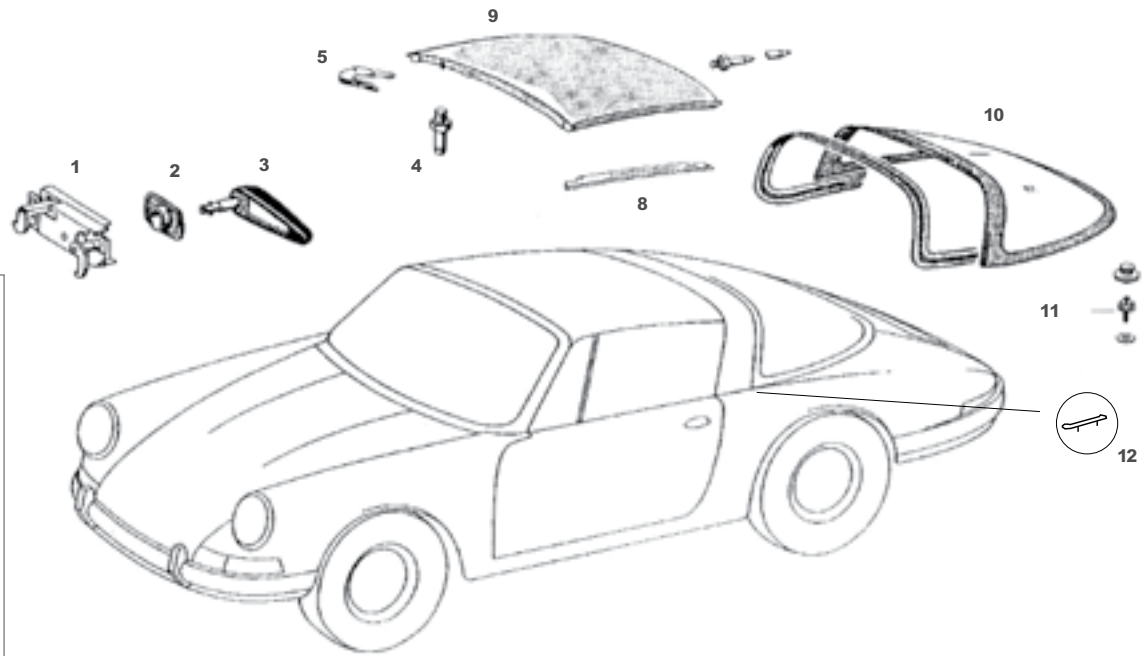
- 28** 901.543.921.25..... For cars with moveable window,
chrome, left, 1968-1973
901.543.922.25..... For cars with moveable window,
chrome, right, 1968-1973
901.543.921.28..... For cars with moveable window, black, left
1974
901.543.922.28..... For cars with moveable window, black, right
1974
911.543.195.00..... For cars with fixed window, chrome, left
1974
911.543.196.00..... For cars with fixed window, chrome right
1974
911.543.195.0270K.... For cars with fixed window, black left
1974-1989
911.543.196.0270K.... For cars with fixed window, black, right
1974-1989

Chrome Door Trim

- 29** 901.531.431.27..... Coupe door trim, left, chrome
911 Coupe 1965-1973
901.531.432.27..... Coupe door trim, right, chrome
911 Coupe 1965-1973
911.531.041.3070K.... Coupe door trim, left, black
911 Coupe 1974-1989
911.531.042.3070K.... Coupe door trim, right, black
911 Coupe 1974-1989
901.531.431.41..... Targa door trim, left, chrome
911 Targa 1967-1973
901.531.432.41..... Targa door trim, right, chrome
911 Targa 1967-1973
901.531.431.50..... Targa door trim, left, black
911 Targa 1974-1979
901.531.432.50..... Targa door trim, right, black
911 Targa 1974-1979
911.531.041.5070K.... Targa door trim, left, black
911 Targa 1980-1989
911.531.042.5070K.... Targa door trim, right, black
911 Targa 1980-1989
911.531.041.5070K.... Cabriolet door trim, left, black
911 Cabriolet 1983-1989
911.531.042.5070K.... Cabriolet door trim, right, black
911 Cabriolet 1983-1989

Targa Quarter Area Trim

- 30** 901.565.047.40..... Ornamental trim, chrome, left
1968-1979
901.565.048.40..... Ornamental trim, chrome, right
1968-1979
964.559.595.4170K ... Ornamental trim, black, left
1974-1989
964.559.596.4170K ... Ornamental trim, black, right
1974-1989
- 31** 901.565.077.40..... Targa bar end piece, soft window, left,
1967-1969
901.565.078.40..... Targa bar end piece, soft window, right
1967-1969
901.565.557.40..... Base seal for ornamental trim



901.565.801.40
Soft window Targa left
rear window lock Porsche
Classic part.

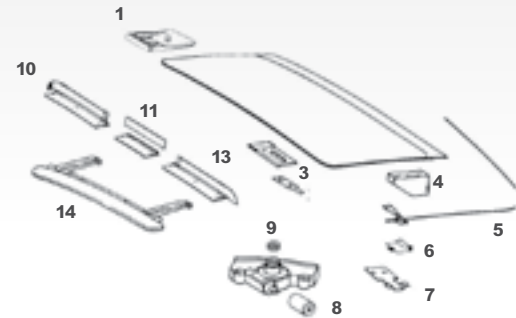
901.565.802.40
Soft window Targa right
rear window lock Porsche
Classic part.

Targa Top Parts

- 1 911.565.031.41 Targa top latch, 2 req'd..... 1967-1985
- SIC.565.032.00 Targa top repair pin 1968-1985
- SIC.565.033.00 Clip 1968-1985
- 2 901.565.299.45 Escutcheon, 2 req'd 1967-1989
- 3 911.565.075.41 Targa top handle, 2 req'd 1967-1985

Note: The early Targa top handles were shorter than the superseded version that is currently available.

- 911.565.075.6270B.... Targa top handle, 2 req'd 1986-1988
- 4 911.565.074.40 Fixing bolt, 2 req'd..... 1967-1989
- 5 964.565.265.00 Clip, 8 req'd 1967-1987
- 6 901.565.217.41 Pivot pin, 2 req'd 1967-1971
- 911.565.037.42 Left pin 1972-1989
- 911.565.038.42 Right pin 1972-1989
- 7 911.565.217.40 Plastic cover for pin, 2 req'd.... 1972-1989
- 8 901.565.304.40 Rain gutter, right..... 1967-1969
- 901.565.303.45 Rain gutter, left..... 1970-1989
- 901.565.304.45 Rain gutter, right..... 1970-1989
- 9 901.565.035.40 Targa top outer skin, 1967-1972
- early style smooth vinyl
- 901.565.035.41 Targa top outer skin, late style.... 1973-1989
- pebble grain vinyl
- 901.565.036.43.70B .. Targa top headliner, black 1967-1989
- 901.565.070.40 Targa top storage bag 1967-1989
- 10 SIC.565.087.40 Targa soft window 1967-1969
- SIC.565.088.40 Targa soft window boot 1967-1969
- SIC.565.089.40 Storage bag for Targa 1967-1969
- soft window boot
- 11 NLA.591.001.00 Tenax fastener complete 1967-1973
- for soft window, pg. 102
- 12 901.565.077.40 Targa bar end piece, stainless,
soft window only, left 1967-1969
- 901.565.078.40 Targa bar end piece, stainless,
soft window only, right 1967-1969



Sliding Sunroof Parts

- 1 901.564.433.05 Plastic slider on roof, 4 req'd... 1969-1982
- 911.564.433.00 Plastic slider on roof, 4 req'd... 1983-1989
- 2 911.564.045.00 Guide, 2 req'd..... 1965-1989
- 3 911.564.401.00 Cap for guide, 2 req'd..... 1974-1989
- 4 901.564.431.05 Guide shoe, 2 req'd..... 1965-1989
- 5 964.564.143.00 Cable, left 1965-1989
- 964.564.144.00 Cable, right..... 1965-1989
- 6 964.564.241.00 Plastic slider, 2 req'd 1965-1989

Note: On the early sunroof cables, the above part came with the cable. It must now be purchased separately when buying a new cable. It is not replaceable on the original cables.

- 7 901.564.451.05 Reinforcement for cover..... 1965-1989
- 8 901.564.615.06 Flexible shaft..... 1965-1973
- 911.624.103.00 Flexible coupler 1974-1989
- 9 928.564.125.02 Drive pinion 1965-1989
- 10 901.564.074.05 Air deflector, right 1967-1983
- 11 901.564.703.05 Air deflector, center top piece.. 1967-1983
- 12 901.564.409.05 Air deflector, bottom piece..... 1967-1983
- 13 901.564.073.05 Air deflector, left 1967-1983
- 14 911.564.005.01 Air deflector assembly, 1984-1989
- one piece, hardware included
- 964.564.005.0170K ... Air deflector assembly..... 1987-1989
- complete with spoiler, black



Cabriolet Tops

We offer Cabriolet tops in both the original German “Sonnenland” material and “Haartz Stayfast G” which is a domestic made high quality replacement. Tops are available by special order only, please allow three to four weeks for delivery. Black and tan are listed, however other colors are available.

- SIC.561.005.SN.400..... Cabriolet top, tan, original “Sonnenland” material
- SIC.561.005.SN.700..... Cabriolet top, black, original “Sonnenland” material
- SIC.561.200.00.400..... Cabriolet top, tan, “Haartz Stayfast G” material
- SIC.561.500.00.700..... Cabriolet top, black, “Haartz Stayfast G” material-
- SIC.561.300.00.700..... Speedster top, black, 1989-1994



Cabriolet Top Boot

Top boots are also available in both the original “Sonnenland” and “Haartz Stayfast G” material. Available by special order only, please allow three to four weeks for deliver. Black and tan are listed, however other colors are available.

- SIC.561.081.SN.400..... Cabriolet top boot, tan, original “Sonnenland” material
- SIC.561.081.SN.700..... Cabriolet top boot, black, original “Sonnenland” material
- SIC.561.095.02.400..... Cabriolet top boot, tan, “Haartz Stayfast G” material
- SIC.561.095.02.700..... Cabriolet top, boot, black, “Haartz Stayfast G” material



Tonneau Covers

Although not an exact reproduction of the original, our tonneau cover offers an excellent fit at considerably less expense than the factory part. Covers are available in the original “Sonnenland” material and “Haartz Stayfast G”. Available by special order only, please allow three to four weeks for delivery. Specify color when ordering.

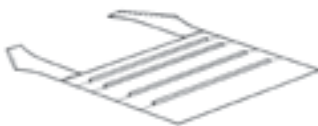
- SIC.561.924.00..... Full tonneau cover, “Sonnenland” material
- SIC.561.923.00..... Full tonneau cover, “Haartz Stayfast G” material



Tenax Fasteners

While Tenax fasteners come with all of the above items, we also sell them individually. Early 911’s used silver Tenax (pictured above) which are sold as units while later 911’s used black Tenax which are sold as two separate pieces (the stud and the button).

- NLA.591.001.00..... Silver Tenax fasteners, sold as complete units.
- 999.591.597.02..... Black Tenax stud
- 999.591.599.02..... Black Tenax button



Headliners for Coupe & Cabriolet

Note: Coupe headliners come without the post pieces, as original.

- 911.555.055.01..... Ivory headliner, 911 Coupe without sunroof
- 911.555.055.01.700..... Black headliner, 911 Coupe without sunroof
- 911.555.055.11..... Ivory headliner, 911 Coupe with sunroof
- 911.555.055.11.700..... Black headliner, 911 Coupe with sunroof
- 644.555.515.00..... Rubber ends for headliner rods, 911 Coupe
- SIC.565.050.00..... Black German herringbone headliner, 911 Cabriolet-
- SIC.555.508.00.700..... Black pillar post set, all 911 coupes

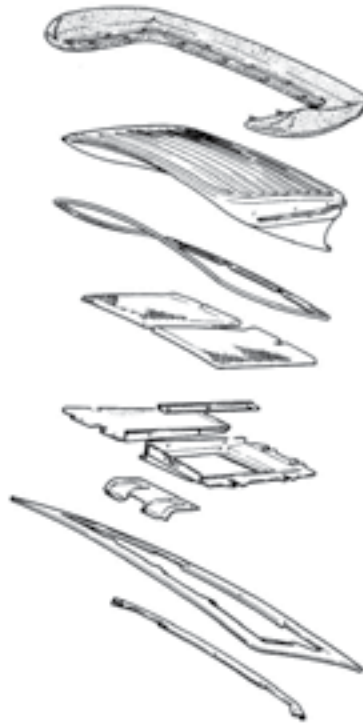
Rear Spoilers

The rear spoiler or "Whale Tail" on the 911 series is installed by the factory as a functional part of the car. We offer original factory assembled kits for the Turbo or Carrera spoiler.

Both kits include all items necessary for installation. Painting is required

The diagram at right is included to provide a working reference when ordering additional spoiler related parts. Please call for part number, price and availability.

Note: Because of their possible aerodynamic effect, front spoilers must be used in conjunction with rear spoilers. See page 70 for front spoilers.



Turbo Spoiler 1978-1989
930.512.901.01

Base Edging Spoiler 1978-1989
930.512.215.00



Carrera Spoiler 1984-1989
911.512.909.00

Base Edging Carrera Spoiler 1984-1989
911.512.215.00

Exterior Mirrors

911 & 912, 1966-1967

- SIC.731.001.10..... Durant mirror, left side small, made in Germany stamp
- NLA.731.001.20..... Durant mirror, right side small, made in Germany stamp
- 644.731.111.11 Durant mirror, left, Porsche Classic part
- 901.731.129.00..... Base for Durant mirrors- both types

911 & 912, 1968-1971

- 901.731.111.02 Durant mirror, left Porsche Classic part (larger mirror head and brow)
- 911.731.116.00 Durant mirror, right, convex, Porsche Classic part

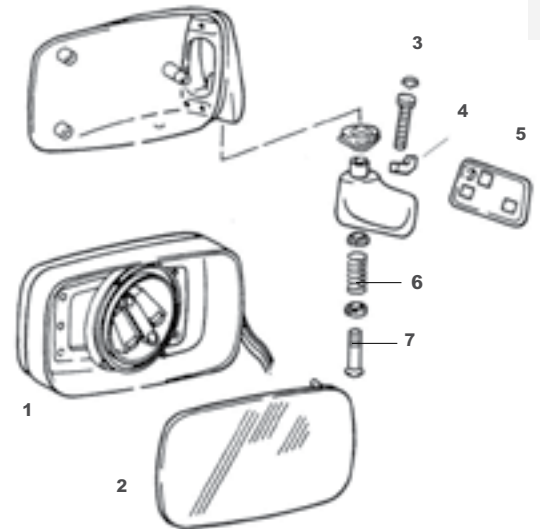
911, 1972-1975 & 912E, 1976

- SIC.731.013.06..... Small chrome flag door mirror, left w/base and hardware..... 1971-73
- SIC.731.014.06..... Small chrome flag door mirror, right w/base and hardware 1971-73
- 911.731.013.07..... Rectangular chrome mirror, left, large, Porsche Classic part..... 1974-76
- 911.731.014.10..... Rectangular chrome mirror, right, large, Porsche Classic part ... 1974-76
- 911.731.129.00..... Rubber base for rectangular chrome mirror



Electric Mirrors, 1976-1989

1	911.731.027.06 Left mirror transmission	1976-1986
	911.731.028.06 Right mirror transmission	1976-1986
	944.731.027.01 Left & right mirror transmission, 2 req'd	1987-1989
2	911.731.035.08 Mirror glass plain, left or right	1976-1986
	911.731.035.12 Mirror glass, convex, right	1976-1986
	944.731.035.02 Mirror glass, plain, left	1987-1989
	944.731.035.06 Mirror glass, convex, right	1987-1989
3	999.703.137.40 Cap	1976-1989
4	911.731.263.00 Mounting piece	1976-1989
5	911.731.247.00 Base gasket, left	1976-1989
	911.731.248.00 Base gasket, right	1976-1989
6	911-731-029-01 Mirror tension spring	1976-1989
7	911-731-257-02 Mirror guide tube	1976-1989

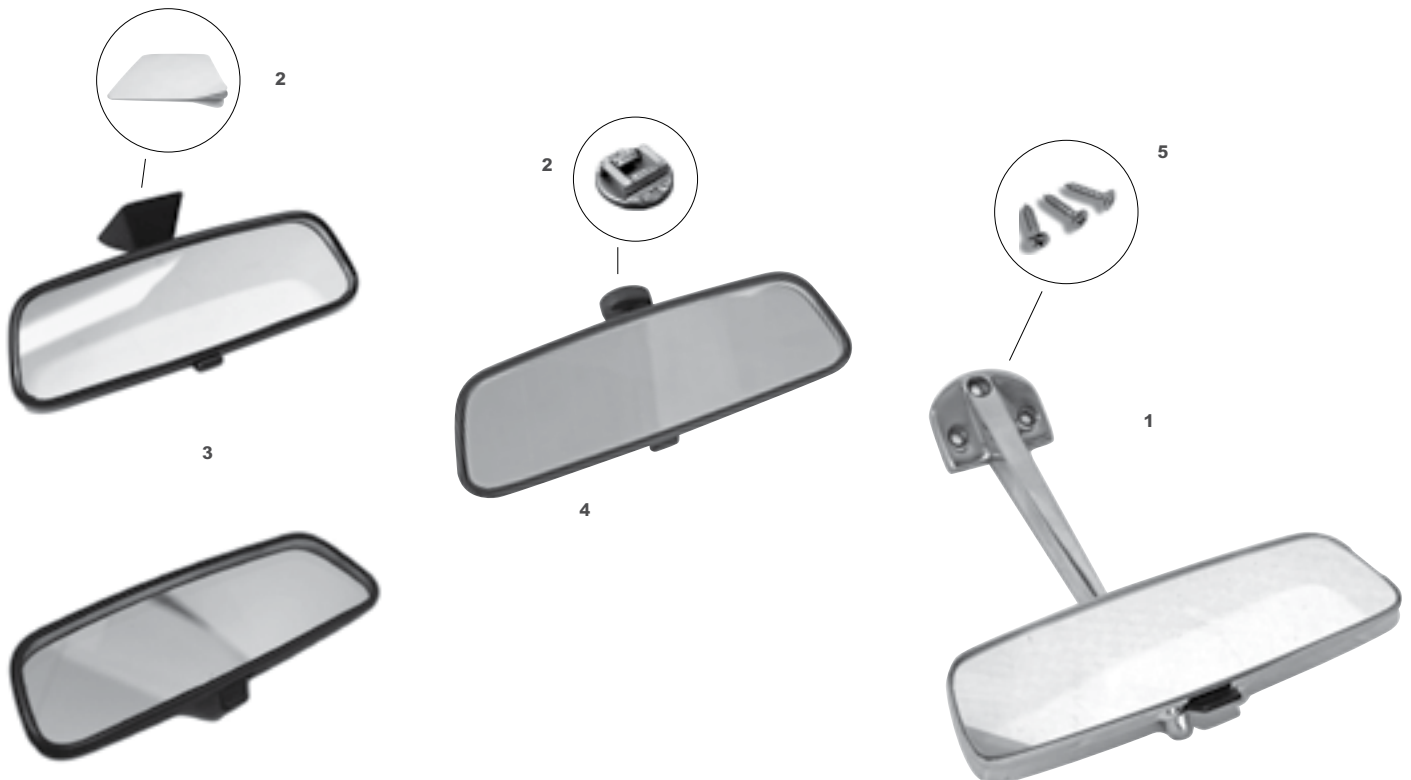


Interior Mirrors

1	SIC.731.010.20Mirror chrome,3 screw mount	1966-1967
	477.857.511A.01CMirror black housing, round mount	1978-1989
2	901.731.133.20Adhesive pad for trapezoid mount mirror	1965-1977
	477.845.043Round glue on disc mount	1978-1989
3	914.731.014.11Mirror black housing, trapezoid mount	1969-1977

Note: '68 911's originally used a different type of interior mirror than the other early 911's, since this mirror is discontinued, you have to use the above mirror and adhesive pad.

4	477.857.511.A01C Interior mirror	1978-1989
5	NLA-731-000-00 Interior mirror screw set	1965-1968



Made using ORIGINAL GERMAN materials. Available in Square Weave, Perlon, Velour and Sliver-knit sets, as required for each model. Floor carpets, where included, are equipped with rubber foot pads and special backing or stiffener.

Add the color code to your carpet set choice when ordering.

Color Codes

Square Weave

100 = Red
200 = Green
300 = Blue
400 = Tan
500 = Beige
700 = Black

Sliver-Knit

SL-1 = Black
SL-8 = Champagne
SL-16 = Caramel
SL-12 = Dark Gray
SL-2 = Navy
SL-3 = Brown
SL-5 = Beige
SL-17 = Fawn

Original Velour

V-321 = Charcoal
V-326 = Tan
SL-4 = Maroon

Perlon

P-Charcoal

Carpet Installation Tips

Before removing any panels, follow the flow of how the factory may have installed the carpet.

Generously apply adhesive to both the carpet and the body. Expect to use at least 3 quarts of Stoddard adhesive, part #SIC.999.096.05.

Best results are achieved by "beating" the carpeting into the body with a "dead blow" hammer.

INTERIOR CARPET SETS

Part Number	Carpet Type	Year and Model
SIC.551.911.04*	Square Weave	911 Coupe 1965-1966
SIC.551.912.04*	Square Weave	912 Coupe 1965-1966
SIC.551.911.05	Perlon	911 Coupe 1967-1968
SIC.551.912.05	Perlon	912 Coupe 1967-1968
SIC.551.911.06	Perlon	911 Targa 1967-1968
SIC.551.912.06	Perlon	912 Targa 1967-1968
SIC.551.911.10	Velour**	911 Coupe 1967-1968 (with "S" trim package)
SIC.551.912.10	Velour**	912 Coupe 1967-1968
SIC.551.911.11	Velour**	911/912 Targa 1967-1968 (with "S" trim package)
SIC.551.912.07	Perlon	912 Coupe 1969
SIC.551.912.08	Perlon	912 Targa 1969
SIC.551.911.07	Perlon	911 Coupe 1969-1973
SIC.551.911.08	Perlon	911 Targa 1969-1973
SIC.551.911.12	Velour**	911 Coupe 1969-1973 (with "S" trim package)
SIC.551.911.13	Velour**	911 Targa 1969-1973 (with "S" trim package)
SIC.551.911.16	Sliver-knit	911 Coupe 1974-1977
SIC.551.911.17	Sliver-knit	911 Targa 1974-1977
SIC.551.912.15	Sliver-knit	912E Coupe 1976
SIC.551.911.18	Sliver-knit	911 Coupe 1978-1983
SIC.551.911.19	Sliver-knit	911 Targa 1978-1983
SIC.551.911.20	Sliver-knit	911 Cabriolet 1983
SIC.551.911.21	Sliver-knit	911 Coupe 1984-1989
SIC.551.911.22	Sliver-knit	911 Targa 1984-1989
SIC.551.911.23	Sliver-knit	911 Cabriolet 1984-1989

* These sets do not come with floor carpeting. Most '65-'68 911s and 912s came with rubber floor mats (SIC.551.011.20). We do not carry Square Weave and Perlon floor carpet sets and these may be installed to match the rest of your carpet.

** From '67-'73, Velour was used on all cars with the "S" trim package. Perlon was used on all others.

FLOOR CARPETING SETS

Part Number	Carpet Type	Year and Model
The Velour and Sliver-knit floor carpeting sets include front carpets only.		
SIC.551.012.00	Square Weave	911/912 1965-1966
SIC.551.013.00	Perlon	911/912 1967-1973
SIC.551.014.00	Velour	911 1967-1973 (with "S" trim package)
SIC.551.011.00	Sliver-knit	911/912E 1974-1989
SIC.551.002.00	Sample card with all carpet styles and colors.	



SIC.551.011.20
Front rubber floor mats, patterned rubber, with straps
911 1967-1968, 912 1965-1968

Color Codes

Square Weave

- 100 = Red
- 200 = Green
- 300 = Blue
- 400 = Tan
- 500 = Beige
- 700 = Black

Sliver-Knit

- SL-1 = Black
- SL-8 = Champagne
- SL-16 = Caramel
- SL-4 = Maroon
- SL-12 = Dark Gray
- SL-2 = Navy
- SL-3 = Brown
- SL-5 = Beige
- SL-17 = Fawn

Original Velour

- V-321 = Charcoal
- V-326 = Tan

Perlon


- P-Charcoal



TRUNK MAT SETS

Available in original materials.
Some 1969 cars used straps for the trunk mat sets instead of snaps.
For these cars, use trunk mat set #SIC.551.991.65

SIC.551.991.40	Square Weave	1965-1966
SIC.551.991.50	Perlon	1965-1968
SIC.551.991.60	Perlon	1969*-1973
SIC.551.991.70	Perlon	1974-1976
SIC.551.991.80	Perlon	1977-1985
SIC.551.991.90	Sliver-knit	1986
SIC.551.992.00	Perlon	1987-1989




Luggage compartment bulkhead liner 1969
SIC.551.065.00- with straps
SIC.551.066.00- with straps



Luggage compartment bulkhead liner 1970-1976
SIC.551.067.00- with straps

Seat Covers

Seat covers are available by special order only, please allow three to four weeks for delivery. Please specify color and material when ordering. Seat covers for '87 and later 911's are available, please inquire.



Seat Knobs

- 1 113.881.633.E.01C 1974-1983
- 2 911.521.817.00.01C..... 1984-1995
- 3 311.881.247 Clip 1974-1995
- 4 SIC.521.371.06 1965-1973
- 5 911.521.381.02 1974-1988

Front Seat

SIC.521.100.00.....	Front seat cover, vinyl, 1 req'd per seat	1965-1968
SIC.521.103.00.....	Front seat cover, all smooth leather including inserts, 1 req'd per seat	1965-1968
SIC.521.104.00.....	Front seat cover, leather with embossed inserts, 1 req'd per seat.....	1965-1968
SIC.521.200.00.....	Front seat cover, vinyl, 1 req'd per seat	1969-1973
SIC.521.203.00.....	Front seat cover, all smooth leather, 1 req'd per seat	1969-1973
SIC.521.204.00.....	Front seat cover, leather with embossed inserts, 1 req'd per seat.....	1969-1973
SIC.521.300.30.....	Front seat cover, vinyl, for high back seats, 1 req'd per seat.....	1974-1976
SIC.521.303.00.....	Front seat cover, leather with perforated insert, for high back seats, 1 req'd per seat	1974-1976
SIC.521.500.30.....	Front seat cover, vinyl, 1 req'd per seat	1977-1986
SIC.521.503.00.....	Front seat cover, leather, 1 req'd per seat	1977-1986

Headrest Covers

SIC.521.410.00.....	Headrest cover, vinyl, for round externally mounted headrest.....	1965-1967
SIC.521.400.00.....	Headrest cover, vinyl, 1 req'd per headrest	1966-1968
SIC.521.401.00.....	Headrest cover, leather, 1 req'd per headrest.....	1966-1968
SIC.521.400.10.....	Headrest cover, vinyl, 1 req'd per headrest	1969-1973
SIC.521.401.10.....	Headrest cover, leather, 1 req'd per headrest.....	1969-1973

Rear Seat

SIC.522.005.30.....	Rear seat covers, vinyl, sold by the pair	1965-1986
SIC.522.005.03.....	Rear seat covers, leather, sold by the pair.....	1965-1986

Headrest Runner Trim
12 piece, tan
fits 911/912 1968-1973
901.521.193.01 12 piece
black, 901.521.193.00

Seat Recliner Covers
Fits 911/912 1965-1973
901.521.915.00.600 Gray,
drivers side (left) 66-67
901.521.916.00.600 Gray,
passenger side (right) 66-67
901.521.915.00.700 Black,
drivers side (left) 68 only
901.521.916.00.700 Black,
passenger side (right) 68
901.521.915.01.700 Black,
drivers side (left) 69-73
901.521.916.01.700 Black
passenger side (right) 69-73

Seat Reclining Knob
For Recaro seats
fits 911/912 1965-1973
SIC.521.371.06 Clip for
knob 999.591.540.01

Seat Recliner Hardware Set
Correct finish on screws,
washers and fiber spacer
fits 911/912 1965-1968
NLA.521.015.00
1 644.521.783.05 Spacer
2 900.114.008.01 Lock washer
3 Seat Belt Fastening Angle
Fits 911/912 1969-1973
901.521.043.00 left
901.521.044.00 right
4 Seat Rails
Upper and lower seat rails
fits 911/912 1965-1973
644.521.301.06 SET
Lower seat rail set
fits 911/912 1965-1973
644.521.301.06
Seat rail hardware set
fits 911/912 1965-1973
644.521.301.06.HDW
5 Rubber seat stop
fits 911/912 1965-1973
644.521.191.00

Spring Assembly
For front seats
fits 911/912 1965-1977
911.521.165.00

SIC.555.032.00..... Door panels, vinyl mounted on boards, sold by the pair..... 1965-1967
SIC.555.032.03..... Door panels, leather mounted on boards, sold by the pair..... 1965-1967

Note: When ordering '69-'73 door panel covers, please specify whether your car has electric or manual windows.

SIC.555.033.30..... Door panel covers, vinyl, sold by the pair..... 1969-1973
SIC.555.033.03..... Door panel covers, leather, sold by the pair..... 1969-1973
SIC.555.034.30..... Door panel covers, vinyl, sold by the pair..... 1974-1976
SIC.555.034.03..... Door panel covers, leather, sold by the pair..... 1974-1976
SIC.555.035.30..... Door panel covers, vinyl, sold by the pair..... 1977-1986
SIC.555.035.03..... Door panel covers, leather, sold by the pair..... 1977-1986

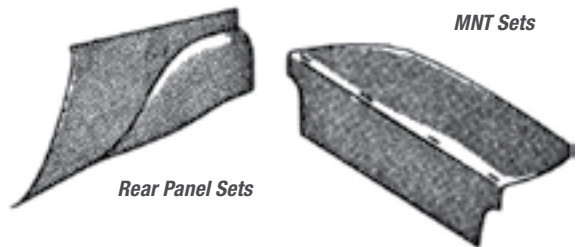
Strap Clamps

901.555.801.20
477.885.761
900.270.049.07

Strap clamp, black, metal 1969-1976
Strap clamp, black, plastic 1979
Screw for strap clamps, 5 x 20mm
8, req'd 1965-1979

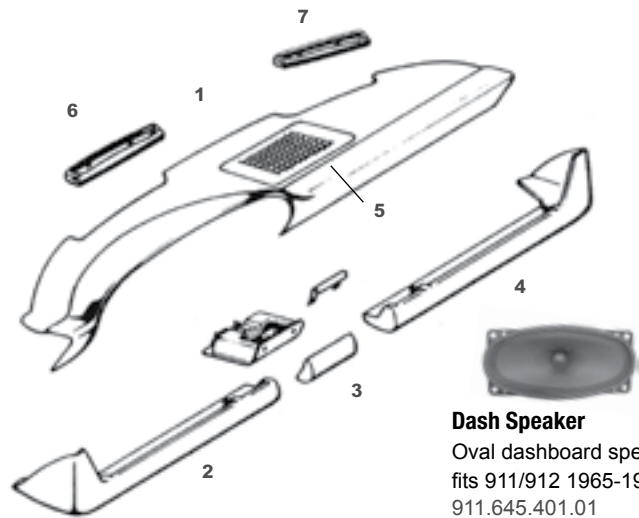
Rear Panel Sets-Inquire

Available in both German vinyl and German leather, these sets include material to cover the removable panels, trim rails and door posts. Earlier sets are available both as material to cover your panels or material mounted on new panels. Later sets come only as cover sets for your existing panels. Please specify color when ordering. Available by special order only, allow three to four weeks for delivery. *Not all MNT sets have the rear panel piece mounted.*



Rear Panel Sets

MNT Sets



Dash Speaker
Oval dashboard speaker,
fits 911/912 1965-1977
911.645.401.01

Dash Trim

SIC.552.451.00	Aluminum dash trim set, 5 piece, fits 911/912	1966-1968
SIC.552.453.00	Aluminum dash trim set, 5 piece, right hand drive, fits 911/912 (not for S or L).....	1966-1968
SIC.552.452.00	Aluminum dash trim set, 5 piece, no radio cut out, fits 911/912 (not for S or L).....	1966-1968
SIC.552.013.00	Aluminum dash trim set, 4 piece set, 6.75 inch wide heater control opening	1969-1973
SIC.552.431.20	Radio block off plate, black with silver PORSCHE script, as original.....	1965-1968
SIC.552.079.00	Radio block off plate metal backing plate (no holes, ready to cover).....	1969-1973
SIC.552.079.05	Radio face mount plate, ready to cover with matching material, fits 911/912	1969-1973
911.552.463.02	Radio block off plate, black plastic for 911	1974-1998
911.613.213.00	Dash switch plastic bezel, as original, fits 911/912	1965-1973
SIC.613.160.00.KIT	Ignition switch bezel complete, hole I.D. 13.15mm, 27mm internal thread, 911/912	1965-1966
SIC.613.160.01.KIT	Ignition switch bezel complete, hole I.D. 16.15mm, 27mm internal thread, 911/912	1966-1968
SIC.613.160.02.KIT	Ignition switch bezel complete, hole I.D. 18.40mm, 27mm internal thread, 911/912	1968-1973
901.613-160.02	Ignition switch bezel w/out base, hole I.D. 18.49mm, 27mm internal thread, 911/912	1965-1973
901.613.160.03	Ignition switch bezel w/out base, hole I.D. 18.49mm, 19mm internal thread, 911.912	1965-1973
SIC.613.160.01.70B	Ignition switch bezel, aluminum, black finish, fits 911/912	1974-1998
SIC.613.163.00	Ignition switch bezel base spacer, thin, for 911/912.....	1969-1973
SIC.613.163.50	Ignition switch bezel base spacer thick, for 911/912	1965-1968

Dash Pads

1	911.552.031.04.709	Dash pad, removable speaker grille, Porsche Classic part.....	1969-1976
	SIC.552.031.00	Dash pad, removable speaker grille, leather covered.....	1969-1975
	SIC.552.021.21	Dash pad, front part of 2 piece dash, w/speaker holes, fits 911/912.....	1968
	SIC.552.031.22	Dash pad, molded skin covering, fits 911/912.....	1968
	SIC.552.055.05	Dash pad, no speaker holes, with center vent opening	1986-1989
2	901.552.035.277AE	Knee pad, left, black.....	1965-1985
3	901.552.050.257AE	Ash tray pad, black.....	1965-1985
4	901.552.036.277AE	Knee pad, right, black	1965-1985
5	911.552.048.00.709	Speaker grille	1969-1976
	901.552.490.20	Speaker grille, square holes, 24.5cm, for early 911/912	1969-1970
	911.552.048.00	Speaker grille, square holes, 25.5cm, fits 911	1971-1973
6	911.552.409.00	Dash defroster vent, left, textured black plastic, fits 911/912.....	1969-1984
7	911.552.410.00	Dash defroster vent, right, textured black plastic, fits 911/912.....	1969-1984



Step Plates

901.551.115.20	Rubber step plate, 2 req'd.....	1965-1989
901.551.115.50	Aluminum step plate, left, for cars with "S" trim package.....	911S 1967-1973
901.551.116.50	Aluminum step plate, right, for cars with "S" trim package.....	911S 1967-1973
911.551.619.00	Rubber step plate with glue backing strips, left.....	1986-1989
911.551.620.00	Rubber step plate with glue backing strips, right.....	1986-1989
901.551.419.50	Carpet trim at inside of door sill, bright aluminum, 2 req'd	1965-1973
SIC.551.419.50	Carpet trim at inside of door sill, bright aluminum, reproduction, 2 req'd	1965-1973
SIC.551.419.28.70K	Carpet trim at inside of door sill, black anodized finish, reproduction, 2 req'd	1980-1989
901.551.419.28.70K	Carpet trim at inside of door sill, black aluminum, 2 req'd.....	1965-1973
SIC.551.003.00	Screw set for carpet trim	1965-1973

Clothes Hooks

- 1 NLA.552.871.00..... Clothes hook, 2 req'd.....911/912 1965-1968
- 2 901.552.871.40.01C Rubber cover for metal clothes hook, 2 req'd1969-1989
- 3 901.552.872.20..... Metal clothes hook, 2 req'd..... 1969-1989



Wood Pedal Boards

Don't forget these important pieces for your restoration project. All pedal boards listed are for cars with a standard transmission. Pedal boards with an SIC prefix do not include hardware, you have to re-use the hardware from your original pedal boards or call to determine hardware availability.

Please inquire about hardware not shown.



Coupe

- SIC.551.063.20..... Left pedal board, repro..... 911/912 Coupe 1965-1967
- 901.551.063.21..... Left pedal board, 911/912 Coupe 1968-1973
- SIC.551.063.21..... Left pedal board, repro..... 911/912 Coupe 1968-1973
- 911.551.063.00..... Left pedal board 911 Coupe 1974-1975
- 911.551.063.02..... Left pedal board 911/912E Coupe 1976
- 911.551.063.04..... Left pedal board 911 Coupe 1977-1989
- SIC.551.064.20..... Right floor board, repro 911/912 Coupe 1965-1967
- 901.551.064.22..... Right floor board 911/912 Coupe 1968-1983
- 911.551.064.01..... Right floor board 911 Coupe 1984-1989

Targa/Cabriolet

- SIC.551.063.40..... Left pedal board, repro..... 911 Targa 1967
- SIC.551.063.41..... Left pedal board 911 Targa 1968-1973
- 911.551.063.40..... Left pedal board 911 Targa 1974-1975
- 911.551.063.43..... Left pedal board 911 Targa 1976
- 911.551.063.44..... Left pedal board 911 Targa/Cabriolet 1977-1989
- 901.551.064.40..... Right pedal board..... 911 Targa 1967-1968
- SIC.551.064.40..... Right pedal board, repro 911 Targa 1967-1968
- 901.551.064.42..... Right floor board 911 Targa/Cabriolet 1969-1989
- 644.521.191.00..... Seat stop 911/912 1965-1967
- 644.521.333.06..... Seat spring, left 911/912 1965-1968
- 644.521.334.06..... Seat spring, right 911/912 1965-1968

Heater Slides

- SIC.572.710.00..... Heater slide, 2 req'd 1965-1968
- SIC.572.001.00..... Screw set for heater slide 1965-1968
- SIC.572.200.00..... Black plastic scoop 1965-1968

Sun Visors

- 911.731.331.0070B Black center sun visor brackets, 2 req'd per car 1968-1977
- PCG.731.031.02..... Left coupe sun visor 1969-1977
- PCG.731.032.02..... Right coupe sun visor 1969-1977
- PCG.731.031.02..... Left Targa sun visor 1969-1977
- PCG.731.032.42..... Right Targa sun visor 1969-1977



SIC.803.017.00
SIC.803.018.00

Seat Belts

- NLA.803.901.05.COL 2 point lap belt
- SIC.803.012.00..... 3 point lap belt with retractor
- SIC.803.011.03..... 3 piont lap belt fixed mount
- SIC.803.123.21.SET..... Shoulder belt attachment set 65-68
- 911.456.001.SET "PRESS" sticker set for OE recievers 69-73



Spark Plugs As Designated by Porsche

999.170.010.91.....	911, 911L.....	1965-1968
999.170.128.90.....	911S.....	1967-1968
999.170.165.90.....	911.....	1968-1971
999.170.128.90.....	911 E/S.....	1969-1973
999.170.128.90.....	911T.....	1972-1973
999.170.049.90.....	911.....	1974-1975
999.170.017.90.....	911S.....	1974-1977
999.170.017.90.....	Carrera.....	1974-1975
999.170.156.90.....	912E.....	1976
999.170.128.90.....	Turbo 3.0.....	1976-1977
999.170.170.90.....	911SC.....	1978-1979
999.170.128.90.....	Turbo 3.3.....	US Models
999.170.165.90.....	911 SC.....	1980-1983
999.170.156.90.....	911 Carrera.....	1984-1989
NLA.721.681.00.....	Bosch plug gap tool	



Ignition Cable Sets & Plug Ends

SIC.609.055.00.....	Complete with coil wire and straight connectors.....	1965-1967
SIC.609.061.00.....	Complete with coil wire and 90 degree connectors.....	1968-1973
911.609.061.07.....	Coil wire (not for DME).....	1969-1989
122.035.281.....	Suppressor end (at cap), 6 req'd	
901.609.591.00.....	3 wire holder on fan shroud (not for DME).....	1968-1989

Note: Between 1965 & 1977 Porsche used two different spark plug connectors. See the list below for the appropriate plug connectors for your car. You must order connectors for cable sets.

Shielded Cables, 1973.5-1983

These are complete sets, including all connectors and wires.

SIC.609.010.07.....	Cable set, Beru, shielded for CIS.....	1973.5-1983
---------------------	--	-------------

Unshielded Cables, as original for all DME cars, 1984-1989

911.602.011.00.....	Cable set, left side, one req'd.....	1984
911.602.012.00.....	Cable set, right side, one req'd.....	1984
SIC.602.011.04.....	Cable set, left & right side, one req'd.....	1985-1986



Sparkplug Connectors

901.609.309.00.....	1965-1975
911.602.315.00.....	1976-1984
911.602.315.00.....	1985-1989

Note: The short green harness to distributor coaxial lead wire can be a source of intermittent running or non starting problems. If you suspect the wire may be faulty, you can test it by wiggling the wire with the car running. This wire will be found on all breakerless ignition 911 & 911 Turbo models from 1976-1989. The part number is: 930.602.907.01

Point Sets

Note: Check on the availability of Marelli distributor parts. If the part is unavailable, the 1970 911E Bosch distributor (part #901.602.027.00) is a good replacement for the Marelli distributor.

901.602.960.03.....	2 piece Bosch, 911/911S,L,T,.....	1965-1968
NLA.....	1 piece Marelli, Euro 911T,.....	1968
NLA.....	1 piece Marelli, 911T,.....	1969-1971
616.602.226.02.....	1 piece Bosch, 911E,.....	1969-1971
901.602.960.00.....	1 piece Bosch, 911T,E,S,.....	1972-1973 (A)
911.602.936.00.....	1 piece Bosch, 911T,E,S,.....	1972-1973 (B)
911.602.936.00.....	1 piece Bosch, 911, 911S,.....	1974-1977
911.602.936.00.....	1 piece Bosch, U.S. Carrera,.....	1974-1975
911.602.936.00.....	1 piece Bosch, Euro Carrera,.....	1973-1977
NLA.....	1 piece Marelli, 911T,.....	1972-1973
NLA.....	1 piece Marelli, 911, 911S,.....	1974
616.602.226.02.....	1 piece Bosch, 912E,.....	1976



Please call with distributor number or description of points opening (see illustration) before ordering.



911 Distributor Parts

Rotors

911.602.925.00	Bosch rotor, 7100 RPM 911, 911L	1965-1968
911.602.925.00	Bosch rotor, 7100 RPM 911T	1967-1968
911.602.925.00	Bosch rotor, 7100 RPM 911E	1969-1973
911.602.929.00	Bosch rotor, 7300 RPM 911S	1967/1969-1975
911.602.929.00	Bosch rotor, 7300 RPM 911 Carrera	1974-1975
911.602.928.00	Bosch rotor, 6500 RPM 911T	1970-1973
911.602.928.00	Bosch rotor, 6500 RPM 911, 911S	1974-1977
930.602.902.00	Bosch rotor, Turbo 3.0	1976
930.602.901.01	Bosch rotor, Turbo 3.0, 3.3	1977-1979
930.602.902.01	Bosch rotor, 911 Carrera	1984-1989
930.602.901.01	Bosch rotor, Turbo 3.3	1984-1985
930.602.902.00	Bosch rotor, 911SC	1987-1993
930.602.902.00	Bosch rotor, Turbo 3.3	1986-1989
930.602.902.02	Bosch rotor, C2, C4	1989-1994
999.701.101.50	Distributor shaft o-ring, small diameter	1965-1971
911.602.102.01	Distributor shaft o-ring, large diameter	1972-1989

Distributor Caps

911.602.933.00	Bosch cap, 911, 911S,L,T (requires modification, file notch as original)	'65-'68
911.602.933.00	Bosch cap, 911T,E,S	1969-1971
911.602.933.00	Bosch cap, 911, 911S	1974-1977
911.602.933.00	Bosch cap, 2.7 Carrera	
930.602.904.00	Bosch cap, 911 SC	1978-1983
930.602.904.00	Bosch cap, Turbo USA 3.0/3.3	
NLA	Bosch cap, 912E	1976
930.602.919.00	Bosch cap, 911 Carrera	1984-1989
930.602.919.01	Bosch cap, 911 C2, C4, 2 req'd	1989-1994

Spring

NLA.602.651.00	Distributor spring fits distributor 901.602.021.02 #001	
----------------	---	--

Condensors

616.602.227.00	Bosch 911, 911S, 911L	1965-1968
901.602.931.00	Marelli 911T USA	1968-1971

Oil Sending Units

901.613.571.01	Oil pressure light sender	1965-1968
911.606.230.00	Oil pressure light sender	1969-1989
901.741.551.02	Oil pressure transmitter	1965-1973
911.606.111.00	Oil pressure transmitter	1974-1977
911.606.111.01	Oil pressure transmitter	1978-1983
911.606.135.00	Oil pressure transmitter	1984-1989
901.107.751.00	Oil thermostat (in case)	1965-1971
930.107.765.00	Oil thermostat (in case)	1972-1989
999.707.314.40	O-ring for oil thermostat in case	1965-1989
901.641.632.00	Oil temperature sender	1969-1976
911.606.112.00	Oil temperature sender	1977-1989



Relays

911.615.103.01.....	Horn relay- not as original.....	1965-1968
911.615.108.01.....	Multi function, 5 pin (red, round).....	1969-1989
911.615.109.01.....	Multi-function, 5 pin (black, round).....	1969-1989
914.618.303.11.....	Flasher and turn signal.....	1969-1984
1H0.953.227.....	Flasher and turn signal.....	1985-1989
911.618.149.01.....	Intermittent wiper.....	1975-1989
911.618.102.00.....	Seat belt warning.....	1974-1989
944.615.116.00.....	Electric window.....	1985-1989

Most Porsche relays have the number stamped on the outside. Having this number will expedite ordering relays not listed.

Starters

901.604.102.AX.....	Bosch rebuilt, .8 h.p.....	911/912 1965-1971, 1972 (w/Sportomatic), 1976 912E
911.604.101.AX.....	Bosch rebuilt.....	1972 (except w/Sportomatic)-1989
NLA.604.012.12.....	Replacement starter drive gear Bosch starter.....	1965-1977
NLA.604.102.03.....	High torque starter.....	1965-1977

Note: If you suspect a charge problem, check the B+ wire that goes from the alternator to the starter before replacing your alternator or regulator. Pull the rubber boot and look for corrosion or a broken wire. Either of these two situations will prevent the alternator charge from reaching the battery. Also, don't forget to check the alternator to engine case ground wire.

Alternators

Bosch

The earlier 911's came equipped with either Bosch or SEV Marchal/Motorola alternators. The two may be interchanged as long as the alternator and regulator are of the same make and specification.

Note: Early 911 alternators have become very difficult to obtain. Part numbers are listed for reference, please call for availability.

901.603.206.02.....	Regulator for Bosch 55Amp.....	1969-1973
901.603.106.X.....	35Amp Bosch, rebuilt.....	1965-1973
911.603.118.X.....	55Amp Bosch, rebuilt.....	1969-1973

Note: The 55 amp alternator/regulator can be used on '65-'68 cars with minor modification to regulator connections. On Bosch rebuilt alternators, a core is required.



SEV Marchal/Motorola

SIC.603.120.02.X.....	55 amp alternator with integral regulator.....	1972-1974
911.603.120DX.....	Alternator with regulator, 70 amp.....	1975-1983

Note: On SEV/Marchal rebuilt alternators, a core is required.

SEV/Marchal Regulators

911.603.901.00.....	Non integral regulator for 55 amp Marchal... 1972-1974
901.603.206.02.....	Non integral regulator for original 70 amp Marchal 1975-1981
911.603.913.01.....	Integral regulator for replacement 70 amp Marchal 1975-1983

Alternator Pulley Nut

N.011.163.3.....	Pulley nut, 14x1.5mm.....	All Bosch alternators
901.602.905.00.....	Pulley nut, 16x1mm.....	Early SEV, Marchal, Motorola alternators
928.603.904.00.....	Pulley nut kit, 17x1.5mm, includes washers and key	Late SEV/Marchal alternators

Note: Due to numerous supersessions of alternators by Porsche, please check your alternator shaft thread size before ordering an alternator nut.

Alternator Belts

999.192.013.50.....	(9.5x710) Original style.....	1965-1975
999.192.097.50.....	(9.5x725) 911.....	1976-1979
999.192.176.50.....	(9.5x710) 911.....	1980-1989
999.192.176.50.....	(9.5x710) 911 Turbo.....	US models
999.192.176.5A.....	(9.5x710) 911 Turbo.....	US models

912 Distributor Parts

- | | | |
|---|---|---------|
| 1 | NLA.109.953.00..... Plug wire set with soldered terminals, rubber boots & correct hold downs,
does not include plug connectors | all 912 |
| | NLA.109.952.00..... As above with plug connectors | all 912 |
| 2 | 616.09.904..... Wire holder, included with wire sets, 2 req'd..... | all 912 |
| 3 | 999.701.010.50..... O-ring for spark plug wires, 3 req'd..... | all 912 |
| 4 | 539.09.201..... Grommet, spark plug connector to engine sheet metal, 4 req'd | all 912 |
| 5 | 616.609.303.00..... Plug connectors | all 912 |
| 6 | 999.170.001.90..... Spark plug, W6BC, 4 req'd | all 912 |

Note: The W6BC is the new ER Bosch number for the W200T35 which is the factory recommend plug.

- | | | | |
|---|----------------|---|---------|
| 7 | SIC.221.119.27 | Bosch "Blue Coil," high output 12 volt system | all 912 |
|---|----------------|---|---------|

Note: For authenticity, paint the coil black & apply the appropriate coil decal (NLA.701.010.00 – 12 volt decal).

- | | | | |
|---|----------------|-----------------------|---------|
| 8 | 616.609.053.00 | Black coil wire | all 912 |
|---|----------------|-----------------------|---------|

Note: The original distributors for the 912 were cast iron. Later a die cast aluminum replacement distributor was used. Tune up parts for both are listed below. '68 and later 912's with emission control used the die cast aluminum distributors. Consult the Bosch numbers on your original distributor to be certain you are ordering the correct parts.

Tune Up Parts For Original Cast Iron Distributors 1965-1967

- | | | | |
|---|----------------------|-----------------------|---------------------|
| 9 | 616.602.215.00 | Distributor cap | Bosch 1.235.522.107 |
|---|----------------------|-----------------------|---------------------|

Note: The distributor cap listed above is black instead of the original brown. Part #NLA.602.215.00 is a brown Bremi cap (as opposed to the original Bosch) that is more correct in appearance for concours.

- | | | | |
|----|----------------------|-------------------------|---------------------------------|
| 10 | 616.602.221.00 | Distributor rotor..... | Bosch 1.234.332.088 |
| 11 | 616.602.226.01 | 2 piece point set | Bosch 1.237.013.000 |
| 12 | 616.602.907.02 | Condenser | Bosch 1.237.330.067 |
| | NLA.602.900.00 | Condenser bracket | fits Bosch 056 & 076 condensers |

Tune Up Parts For Die Cast Aluminum Distributors 1968-1969


- | | | | |
|----|----------------------|--|--|
| 9 | 616.602.215.03 | Distributor cap | Bosch 1.235.522.050 or 1.235.522.058
or 1.235.522.145 |
| 10 | 616.602.221.05 | Distributor rotor..... | Bosch 1.234.332.215 |
| | 616.602.221.06 | Rev limiter rotor, 6100 RPM, optional for 912 | Bosch 1.234.332.185 |
| 11 | 616.602.226.02 | 1 piece point set | |
| 12 | 901.602.961.01 | Condenser..... | Bosch 1.237.330.115 or 1.237.330.140 |
| | 616.602.907.01 | Condenser for late 912 vacuum advance distributor..... | Bosch 1.237.330.116 or 1.237.330.162 |
| 13 | NLA.602.102.01 | Sliding surface for advance weights..... | all 912 |
| 14 | NLA.602.301.02 | Bushing for distributor drive shaft..... | all 912 |
| 15 | NLA.602.401.10 | Distributor drive gear | all 912 |
| 16 | NLA.602.501.20 | Pin for drive gear | all 912 |
| 17 | NLA.602.490.00 | Retaining spring | all 912 |
| 18 | 539.09.313 | Hold down plate..... | all 912 |
| 19 | NLA.602.650.04 | Advance spring, not used on vacuum advance distributors, 2 req'd | all 912 |
| 20 | NLA.602.210.00 | Contact plate with points, 4 cylinder distributors | all 912 |




Insulator Kit
Cast iron distributor only
NLA.602.936.00



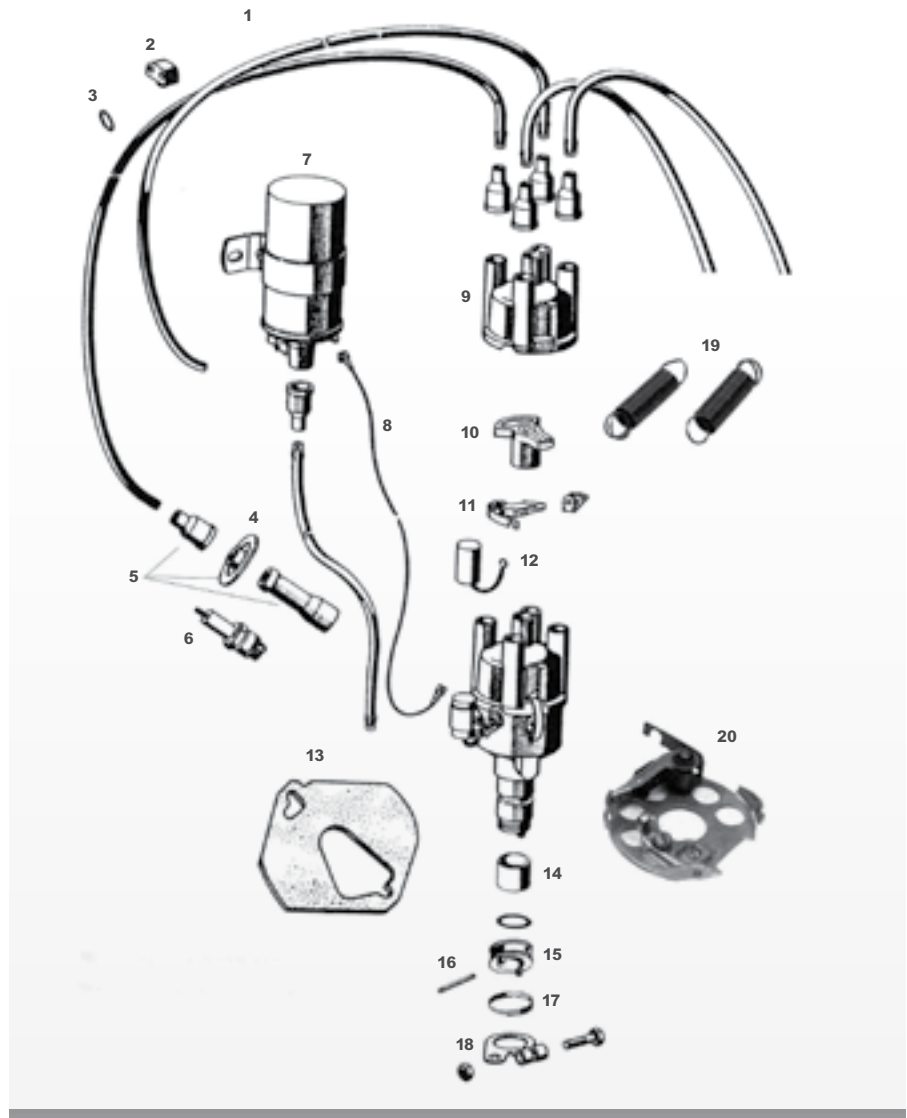
Clip Set
Cast iron distributor only
NLA.602.954.00



Shim & Washer Kit
Cast iron distributor only
NLA.602.101.50

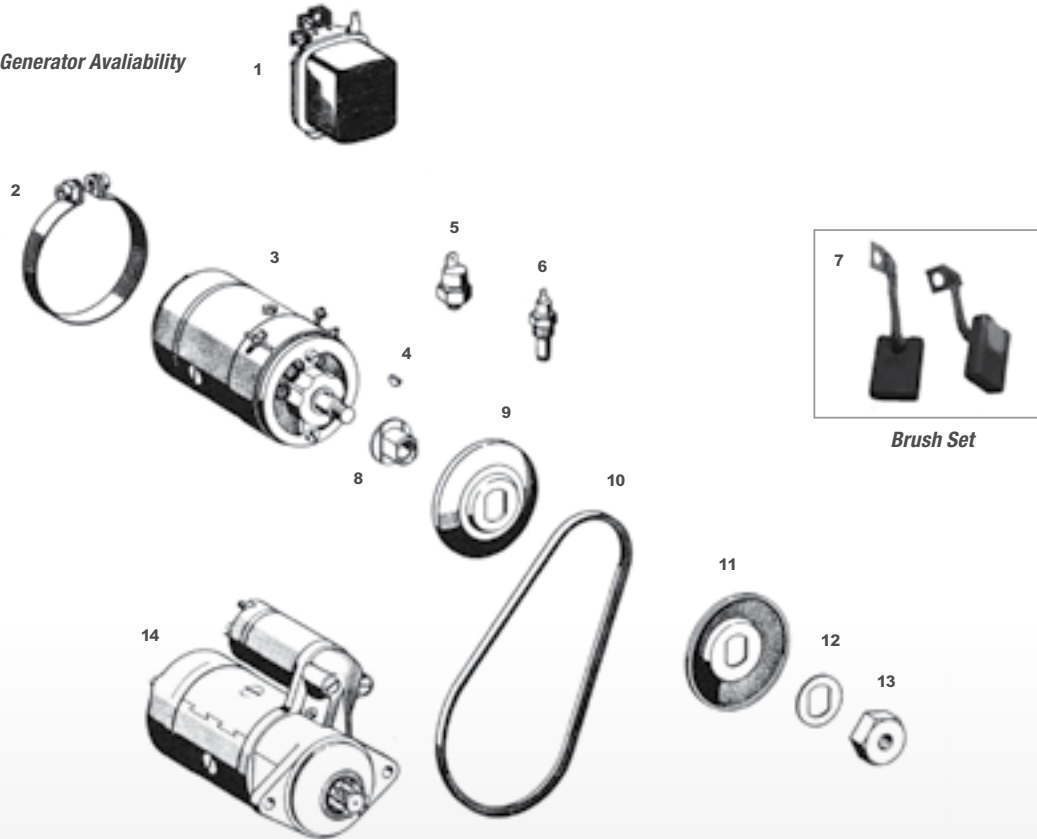


Hardware & Seals
For vacuum advance distributor late 912
NLA.602.500.00



912 Boot Set
Includes boots for terminals of generator, starter, oil pressure switch, reverse light switch & stoplight switch.
NLA.109.382.00

Note: Inquire For Generator Availability

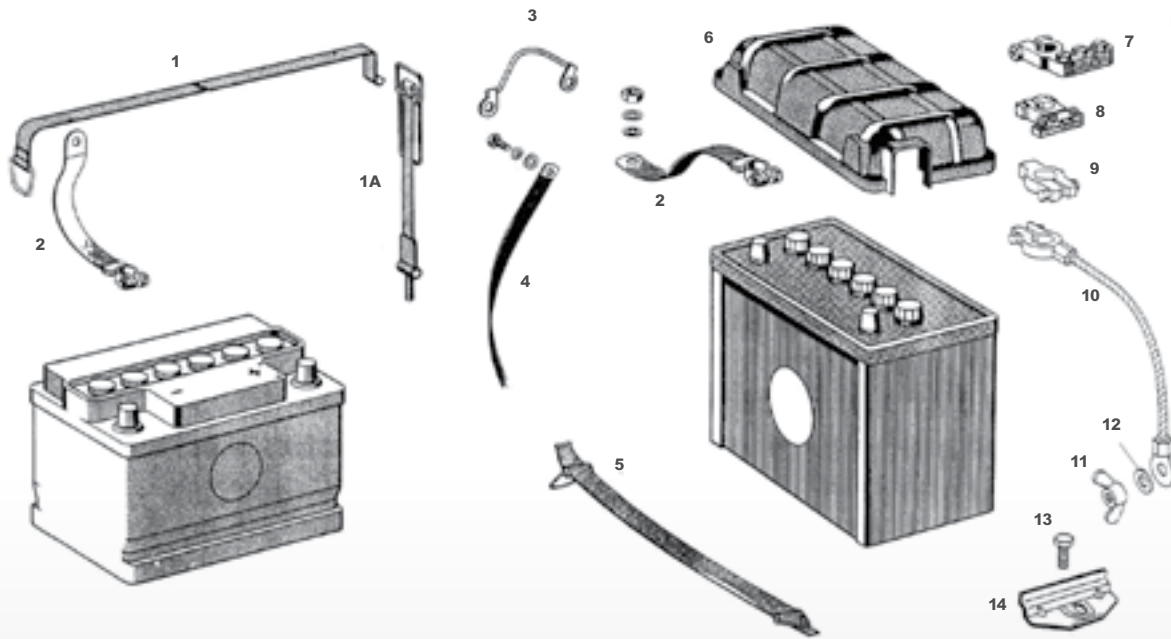


Generator, Starter and Accessories

Note: In mid '68, Porsche began using a 420 watt generator in the 912. The best way to tell which you have is to measure the circumference of the generator.

1	616.603.202.01	Voltage regulator, 12 volt, 350 watt, 25 amp, 285mm circumference	912 1965-1968 (early)
	616.603.212.00	Voltage regulator, 12 volt, 420 watt, 30 amp, 330mm circumference	912 1968(late)-1969
	NLA.603.212.00	Electronic voltage regulator, Bosch wiring modification required	912 1968(late)-1969
2	546.09.301	Mounting strap for 285mm generator	912 1965-1968(early)
	999.512.066.02	Mounting strap for 330mm generator	912 1968(late)-1969
3	616.603.102.01.X	Generator, 12 volt, 350 watt, 25 amp, 285mm circumference	912 1965-1968(early)
	616.603.112.00.X	Generator, 12 volt, 420 watt, 30 amp, 330mm circumference	912 1968(late)-1969
4	N.012.705.1	Woodruff key for pulley	all 912
5	901.613.571.01	Oil pressure switch with spade connector	all 912
6	901.741.632.00	Oil temperature sender	all 912
7	NLA.603.905.00	Brush set for 12 volt, 350 watt generator	912 1965-1968(early)
	NLA.603.905.12	Brush set for 12 volt, 450 watt generator	912 1968(late)-1969
8	547.09.304	Hub for pulley	all 912
9	NLA.09.315	Inner pulley half, with notches	all 912
10	999.192.006.50	Fan belt, original Continental brand, 9.5x825mm	all 912
11	539.09.316	Outer pulley half, no notches	all 912
12	539.09.314	Spacer, quantity as req'd	all 912
13	547.09.303	Nut for pulley	all 912
14	901.604.102.X	Rebuilt starter, complete with solenoid, core required	all 912

Please Inquire For Parts Not Listed



Battery Related Parts & Ground Straps

1	901.611.022.00	Battery strap, top part, 2 req'd	911, 1969-1973
	902.611.022.00	Battery hold down strap, top part, 1 req'd	912, 1969
1A	SIC.611.028.00	Battery hold down strap, 2 req'd	911, 1969-1973
2	901.611.902.20	Battery ground strap	911, 1965-1968, 912 1965-1969
	901.611.902.21	Battery ground strap, 2 req'd	911, 1969-1973
3	911.612.008.00	Ground strap, engine compartment relay board to chassis	1970-1989
4	999.611.918.20	Ground strap, transmission to chassis	1965-1989
5	SIC.611.025.20	Battery hold down strap	911/912 1965-1968
6	901.611.121.20	Battery cover	1965-1968
	SIC.611.231.20	Lower battery tray	1965-1968
7	914.611.311.00	Cable end, positive terminal	1965-1968
8	901.611.311.00	Cable end, positive terminal, 2 req'd (911), 1 req'd (912)	1969-1973
9	911.611.898.01	Cable end, positive terminal	1974-1989
10	911.611.899.00	Battery ground strap	1974-1989
11	999.044.001.02	Wing nut, ground strap to body	1974-1977
	900.029.003.02	Wing nut, steel with grey finish	1969-1973
	900.076.064.02	Hex nut, ground strap to body	1978-1989
12	900.025.007.02	.8mm washer for above	1978-1989
13	999.075.032.02	Hex bolt for battery clamp	1974-1976
	N.014.725.2	Screw for battery clamp	1977-1989
14	911.611.209.00	Battery hold down clamp	1974-1989
	901.612.303.20	Ground strap, fuel filler neck to chassis	1965-1989
	644.47.104	Steering coupler cable	1965-1968
	911.612.022.20	Battery to starter cable	1972-1973
	901.612.303.20	Ground strap for fuel filler door	1965-1989
	901.612.110.00	Alternator ground strap	1969-1973
	911.612.233.00	Alternator ground strap	1974-1989

Batteries

999.611.014.91	For twin battery cars, 12 volt, 2 req'd	1969-1973
999.611.070.21	Battery, 12 volt	1974-2012

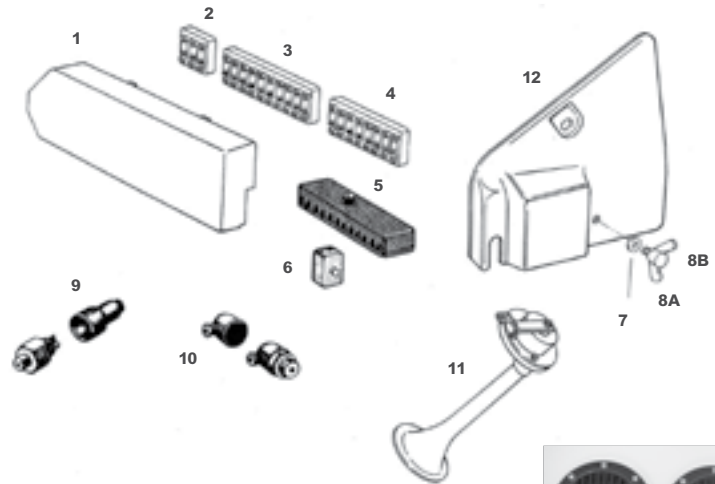
Fuses, Boxes, Relays Covers & Horns

Fuses – Ceramic

- 900.173.006.90 5 amp
- N.017.121.1 8 amp
- N.017.121.4 16 amp
- N.017.121.5 25 amp


Fuses – Plastic

- 999.607.001.00 1 amp
- 999.607.082.00 5 amp
- 999.607.083.00 7.5 amp
- 999.607.084.00 10 amp
- 999.607.085.00 15 amp
- N.017.131.13 20 amp
- 999.607.087.00 25 amp
- 999.607.088.00 30 amp



Early Horn Set
High 390hz, low 345hz, 12-volt, reproduction
644.635.102.00

1	911.612.161.01.....	Cover, fuse box front	1974-1976
	NLA.....	Cover, fuse box front	1978-1983
	911.612.161.05.....	Cover, fuse box front	1984
	911.612.161.06.....	Cover, fuse box front	1985
	911.612.161.08.....	Cover, fuse box front	1986-1989
	930.612.161.02.....	Cover, fuse box front	911 Turbo 1976-1984
	930.612.161.03.....	Cover, fuse box front	911 Turbo 1985-1986
2	901.612.085.03.....	Fuse box, 3 fuses.....	1969
	911.612.093.03.....	Fuse box, 3 fuses.....	1970-1973
	911.612.093.05.....	Fuse box, front, 3 fuses.....	911/911 Turbo 1974-1983, 911 Turbo '84-'86
	911.612.093.05.....	Fuse box, 3 fuses.....	1984-1986(front), 1987-1989(rear)
	911.612.093.03.....	Fuse box, 3 fuses, front.....	1987-1989
	644.612.802.00.....	Fuse box, 2 fuses.....	911T & 912 1969
3	911.612.086.02.....	Fuse box, front, 10 fuses.....	1974-1989
4	911.612.087.01.....	Fuse box, front, 8 fuses.....	1974-1989
	911.612.086.00.....	Fuse box, 10 fuses, not illustrated.....	1970-1973
	901.612.085.02.....	Fuse box, 4 fuses, not illustrated.....	1969
5	SIC.612.801.20.....	Fuse box with cover, 12 fuses- repro	1965-1968
	901.612.831.20.....	Label for fuse box cover.....	1965-1968
6	644.612.802.00.....	Fuse box, sunroof, 2 fuses.....	1965-1968
	901.551.465.00.....	Cover for front fuse box, silver board	1969-1973
6A	SIC.551.465.00.....	Cover for front fuse box- reproduction.....	1969-1973
7	900.151.003.02.....	6mm washer for wing screw for cover plate	1972-1989
8A	SIC.253.003.02.....	Knurled thumb screw, 2 req'd.....	1969-1971
8B	900.029.102.02.....	Wing screw for cover plate	1972-1989
9	901.613.491.00.....	Stop light switch boot, original green color.....	1965-1967
	914.613.491.00.....	Stop light switch boot, black	1968-1977
10	914.613.491.00.....	Reverse light switch boot	1965-1989
11	SIC.635.101.20.....	High tone horn.....	1970-1989
	SIC.635.102.20.....	Low tone horn.....	1970-1989
12	SIC.610.102.00.....	Engine compartment relay board cover	1969-1973
	911.610.105.04.....	Engine compartment relay board cover	1984-1989
	911.610.101.01.....	Engine compartment relay board cover	1969-1977
	930.610.105.03.....	Engine compartment relay board cover	1974-1989



6A

Relays

- 911.615.103.01..... Horn relay..... 1965-1968
- 1HO.953.227..... Turn signal relay..... 1969-1984
- SIC.618.303.11..... Flasher relay..... 1965-1989
- PCG.615.101.10..... Headlight or fog light relay..... 1965-1968
- 911.615.109.01..... Multi-function 5 pin relay, black, round..... 1965-1989
- 911.615.108.01..... Multi-function 5 pin relay, red, round..... 1965-1989
- 911.615.115.00..... Rear defroster relay..... 1970-1994

Turn Signal Switch

- 911.613.301.30..... Signal switch, black.....1970, 1972-1973
- 911.613.305.00..... Signal switch, black metal.....1974-1975
- 911.613.305.01..... Signal switch, black plastic.....1976-1989



Headlight Switch

- 911.613.029.03..... Headlight switch with spade connectors.....1965-1989

Wiper Switches

- 901.613.302.03..... Wiper switch, black.....1965-1968
- 901.613.302.04..... Wiper switch, black.....1969, 1971-1973
- 911.613.306.02..... Wiper switch, black plastic.....1976-1989



Cruise Control Switch

(not illustrated)

- 911.613.102.01..... Cruise control switch.....1975-1989
- 911.613.411.01..... Clutch switch for cruise control switch.....1975-1989

Turn Signal / Wiper Handle Knob

- 644.552.853.05..... Hard plastic steering column knob, 2 req'd.....1965-1968
- 901.552.853.00..... Soft rubber steering column knob, 2 req'd.....1969-1973



Rear Wiper Switch

- 901.613.043.00..... Rear wiper switch.....1965-1973
- 911.613.321.01..... Rear wiper switch.....1974-1989
- 911.618.147.01..... Rear wiper rheostat.....1974-1989

Head Lamp Washer Switch

- 911.613.319.01..... Head lamp washer switch.....1976-1989

Pictograph Set

- 901.559.330.01..... Pictograph set for signal & wipers.....1968-1973

Ignition Switch

- 901.613.101.01..... Ignition key switch with steering lock.....1965-1969
- 964.347.917.01..... Ignition key switch with lock and buzzer.....1970-1989
- 911.613.017.01..... Ignition electrical switch with buzzer.....1970-1984
- 928.613.012.00..... Ignition electrical switch with buzzer.....1985-1989
- 911.613.125.00..... Buzzer contact.....1971-1989



Shear Bolts

Note: Two shear bolts are required for '65-'83 cars, one for '84-'89.

- 999.219.017.02..... Shear bolts for the ignition switch.....1965-1989



Cover For Ignition Switch

- 901.613.160.01..... Cover for ignition switch w/steering lock.....1965-1970
- 911.613.160.00..... Cover for ignition switch.....1974-1985
- 911.613.160.0170B Cover for ignition switch.....1986-1989




Cigarette Lighter

- 644.652.112.00..... Element for lighter.....1965-1989
- 911.652.102.08..... Complete lighter.....1969-1989



Door Switch

- 964.613.601.00..... Door switch for interior lights.....1965-1979
- 928.613.147.00..... Door switch for interior lights.....1980-1989
- 901.615.615.20..... Aluminum cup washer for door switch.....1965-1989
- 901.615.616.20..... Rubber cap for door switch.....1965-1989
- 901.615.601.02..... Glove box light switch.....1969-1989



Mirror Switch

- 911.613.115.00..... Mirror adjust switch.....1975-1986
- 928.613.241.00..... Mirror adjust switch.....1987-1989
- 911.613.113.00..... Rocker switch for mirrors.....1975-1986
- 928.613.240.001C..... Rocker switch for mirrors.....1987-1989

Top Switches – Sunroof, Electric Window & Cabriolet

- 901.613.621.00..... Sunroof switch.....1966-1968, 1970
- 911.613.622.01..... Sunroof, electric window & Cabriolet top switch.....1969, 1971-1989
- 911.613.621.03..... Electric window switch.....1974-1989



Fuel Level Sending Unit

Instrument Gauge Components

1	999.704.125.50	75mm gasket for clocks and small instruments	1965-1969
	911.641.901.00	Rubber mounting ring for clock & small combo gauge, 80mm	1970-1989
2	999.704.126.50	Rubber mounting ring for speedometer & larger combo gauge, 95mm	1965-1969
	911.641.902.00	Rubber mounting ring for speedometer & larger combo gauge, 100mm	1970-1989
3	911.641.903.00	Rubber mounting ring for tach, 115mm	1970-1989
4	901.741.291.00	Boot for speedometer cable	1965-1971
	911.641.520.00	Boot for speedometer cable	1972-1975
5	901.741.111.01	Speedometer cable, for mechanical speedometer	1968-1973
6	911.641.510.00	Tube for speedometer cable	1972-1975
7	901.741.111.01	Speedometer cable core, 2750mm long	

Fuel Level Sending Unit

901.741.801.00	Fuel level sending unit with gasket	1965-1989
SIC.741.801.00	Fuel level sending unit with gasket, aftermarket supplier	1965-1989
NLA.201.891.00	Gasket for fuel sender- Nitrile	1965-1989
914.201.891.00	Gasket for fuel or oil level sender, cork	1965-1989

Brake Light & Reserve Light Switches

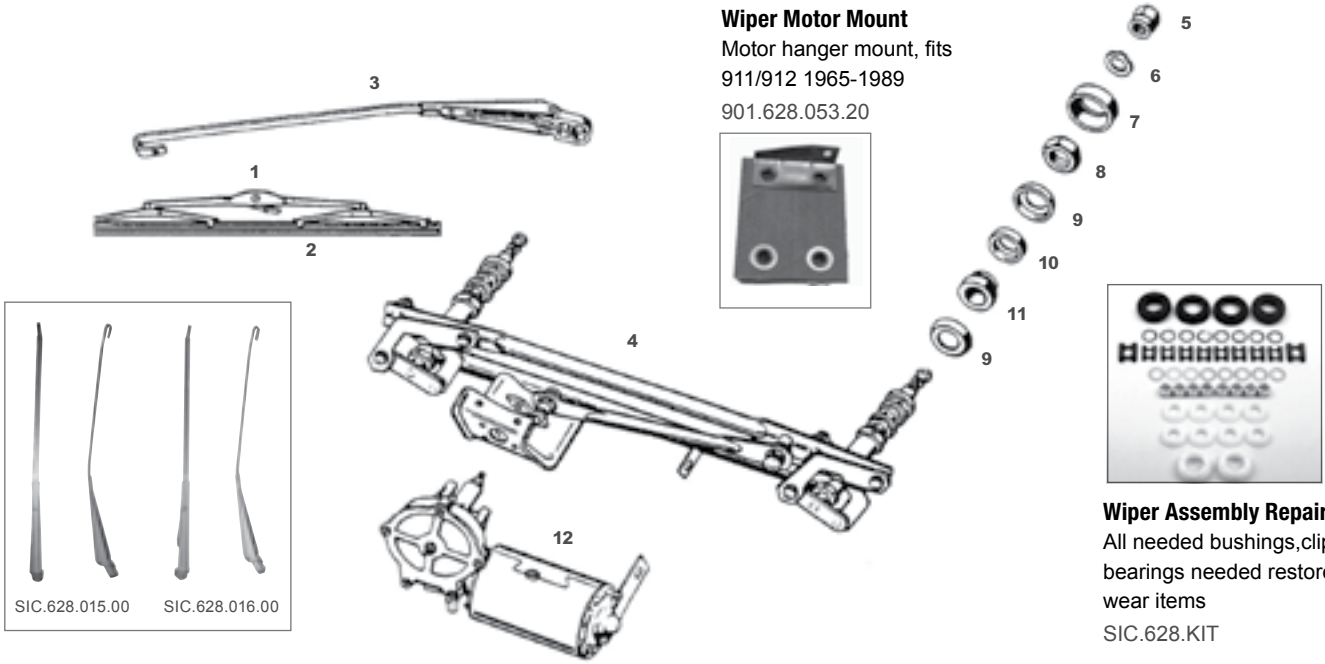
901.613.401.00	Brake light switch at master cylinder	1965-1967
911.613.411.01	Brake light switch on pedal box	1968-1974
SIC.613.411.01	Brake light switch on pedal box	1968-1974
113.945.515.H	Brake light switch	1978-1989
113.945.515.G	Brake light switch	1974-1986
964.613.301.00	Brake light switch, fits 964/993	1990-1998
914.613.541.02	Reverse light switch	1966-1989

Electric Speedo Sensor

911.606.209.00	Electronic speedo sensor	1977-1984
911.606.209.01	Electronic speedo sensor	1985-1986, 911 Turbo to 1988
911.606.910.01	Electronic speedo sensor	911 Carrera 1987- 1989, 911 Turbo 1989

Bulb Holders For Instruments

644.741.901.01	Single spade instrument bulb holder- metal housing	1965-1989
644.741.902.00	Double spade instrument bulb holder- plastic housing	1965-1989
999.632.009.10	Bulb holder, 2 terminal for instruments- plastic housing (for BA7S bulb)	1965-1989
SIC.632.002.00	Bulb holder, 2 terminal for instruments- plastic housing (for BA9S bulb)	1982-1989



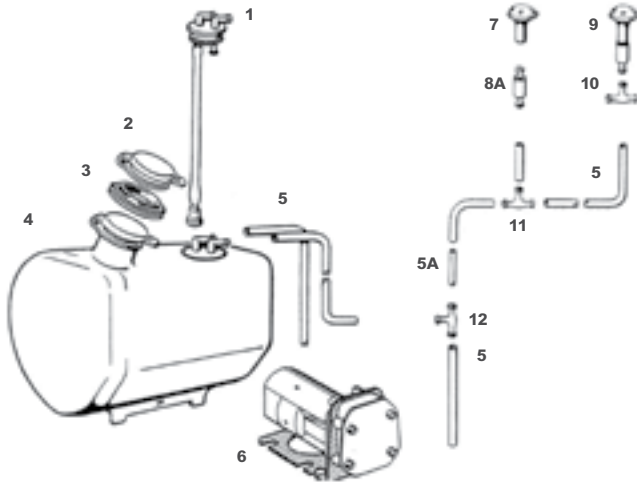
1	964.628.901.01	Wiper blade, black, 2 req'd	1968-1989
	SIC.628.311.00	Wiper blade, silver, 2 req'd	1965-1967
2	895.955.429A	Wiper inserts, 2 req'd	1965-1989
3	SIC.628.015.00	Wiper arm, left, silver	1965-1967
	SIC.628.016.00	Wiper arm, right, silver	1965-1967
	914.628.313.10	Wiper arm, left, black	1968-1977
	914.628.314.10	Wiper arm, right, black	1968-1977
	964.628.028.01	Wiper arm, left, black	1978-1989
	964.628.028.02	Wiper arm, right, black	1978-1989

4 Note: Windshield wiper crank mechanisms are available for later 911's. However, due to multiple supersessions it is difficult to list all of the necessary items here. Please call with specific model information to order.

5	SIC.628.341.00	Cap nut, silver, 2 req'd	1965-1967
5A	901.628.341.00	Cap nut, black finish, 2 req'd	1968-1977
	N.011.118.11	Wiper arm nut, 2 req'd	1978-1989
6	803.955.437	Spring washer, 2 req'd	1965-1989
7	901.628.926.00	Plastic collar, black, 2 req'd	1965-1989
8	901.628.925.00	Outer hex nut, 2 req'd	1965-1989
9	901.628.922.00	Flange washer, 4 req'd	1965-1973
	911.628.963.00	Flange washer, 4 req'd	1974-1989
10	901.628.924.00	Outer shaft grommet, 2 req'd	1965-1989
11	901.628.923.01	Inner shaft grommet, 2 req'd	1965-1989
12	911.628.115.02	Wiper motor	1974-1989
	911.628.063.00	Wiper motor for rear wiper	1965-1989

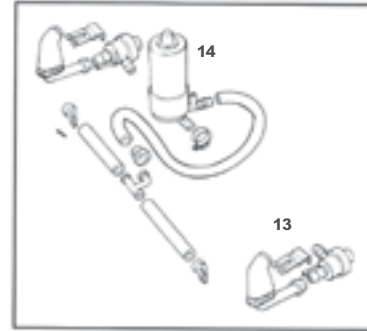
Note: Due to a multiple supersession, the following items are required when replacing the wiper motor on '74-'84 cars.

911.628.333.00	Ground wire	1974-1984
900.075.057.02	Bolt	1974-1984
N.011.524.7	Washer	1974-1984
900.076.025.02	Nut	1974-1984



Early Bottle Mount and Felt

Bottom washer bottle mount, fits 911/912, 1965-1968 SIC.501.571.21
 Windshield washer pump mount fits 911/912, 1965-1968 901.501.472.21
 Bottle mount and pump mount felt pads, as original, fits 911/912, 1965-1968 901.628.792.21



Note: The illustration used is for the washer system is of a (1969-1973) car, the appearance of the parts on earlier and later cars will differ.

Windshield Washers

1	901.628.730.23	Plug with "L" valves for bottle	1968-1973
2	911.628.167.00	Cover for washer bottle	1968-1973
3	901.628.183.00	Gasket for washer bottle	1968-1973
4	PCG.628.720.22	Washer fluid bottle	1966-1967
	901.628.720.26	Washer fluid bottle	1968-1973
	901.501.478.20.GRV	Bracket for washer bottle	1968-1973
	911.628.075.08	Washer fluid bottle- in fender	1974-1979, 1980-1989 (cars without headlight washers)



PCG.628.720.22

Note: When using fluid bottle #911.628.075.08 on cars without headlight washers, you must also use a plug (part #999.703.013.50).

	911.628.075.07	Washer fluid bottle, for cars w/headlight washers	1980-1989 (cars w/headlight washers)
5	914.628.901.10	Clear washer hose, sold by the meter, 3 meters per car	1965-1986
5A	901.628.739.21	Hard plastic washer tube- 5mm DIA-1485mm	1965-1989
6	928.628.074.01	Washer pump	1965-1989
7	901.628.741.20	Washer jet, chrome, without check valve	1965-1973
	914.628.203.11	Washer jet, black, 2 req'd	1974-1984
	944.628.077.00.01C	Washer jet, left, heated	1985-1989
	928.628.077.00.70B	Washer jet, right, heated	1985-1989
8	914.628.215.00	Check valve	1965-1973
9	NLA.628.741.02	Washer jet, chrome, with check valve	1965-1973
10	914.628.433.00	"T" valve	1974-1989
	911.628.999.00	"L" valve (not illustrated)	1974-1983
	477.955.481	"L" valve (not illustrated)	1984-1989
11	901.628.745.20	Washer hose "T" valve, all passages open	1965-1973
12	901.628.749.20	Washer hose "T" valve, air bleed	1968-1989



PCG.628.720.07

Headlight Washers

13	911.628.085.00	Headlight washer jet, left- inquire	1974-1979
	911.628.086.00	Headlight washer jet, right- inquire	1974-1979
	911.628.085.01	Headlight washer jet, left or right, 2 req'd	1980-1984
	911.628.071.01.01C	Headlight washer jet, left or right, 2 req'd	1985-1989
	993.628.072.00.01C	Headlight washer jet, 911 Carrera/4, 1995-1998	1996-1997 Turbo
	993.628.071.00.01C	Headlight washer jet, 911 Carrera/4, 1995-1998	1996-1997 Turbo
	911.628.085.01	Headlight washer jet, right or left, fits 911	1978-1986
14	191.955.681	Headlight washer pump	1978-1989



901.628.720.26

Front Signal Lens – Integral With Housing

1965 – 1968

- SIC.631.401.12.....Front lens, amber, left, 1965-1968, USA
- SIC.631.402.12.....Front lens, amber, right, 1965-1968, USA
- SIC.631.401.10.....Front lens, amber/clear, left, 1965-68 Euro
- SIC.631.402.10.....Front lens, amber/clear, right, 1965-68 Euro
- SIC.631.401.00.....Signal assy, amber/clear, left, 1965-68 Euro
- SIC.631.402.00.....Signal assy, amber/clear, right, 1965-68 Euro
- SIC.631.401.02.....Signal assy, amber, left, 1965-68 USA
- SIC.631.402.02.....Signal assy, amber, left, 1965-68 USA
- 901.631.413.00.....Left signal seal, gray
- 901.631.414.00.....Right signal seal, gray
- 901.631.911.00.....Housing retainer screw w/blue retainer
- SIC.631.900.35.....4x35 screw for front and rear signals
- 999.507.311.0M.....Captive nylock nut, 4mm, 8 req'd per car
- 901.631.431.02.....Side marker reflector, amber 1968 only

Front Signal Assembly With Removable Lens

1969 – 1973

- 901.631.903.04.....Left lens, silver trim, amber, USA
- 901.631.904.04.....Right lens, silver trim, amber, USA
- SIC.631.935.00.....Housing, left, metal casting
- SIC.631.940.00.....Housing, right, metal casting
- 911.631.947.00.....Left lens, black trim, amber, USA
- 911.631.948.00.....Right lens, black trim, amber, USA
- SIC.631.947.00.....Left lens, black trim, amber, USA
- SIC.631.948.00.....Right lens, black trim, amber, USA
- 911.631.943.00.....Left lens, black trim, amber/white, Euro
- 911.631.944.00.....Right lens, black trim, amber/white, Euro
- SIC.631.943.00.....Left lens, black trim, amber/white, Euro
- SIC.631.944.00.....Right lens, black trim, amber/white, Euro
- 911.631.970.01.....Left lens gasket, black
- 911.631.970.00.....Right lens gasket, black
- SIC.631.901.00.....Housing retainer screw 5x16mm
- SIC.999.146.00.....Lens retaining screw 4x12mm
- 999.507.311.12.....Captive nylock nut, 4mm, 8 req'd per car

Front Turn Signal Assembly With Removable Lens

1974 – 1989

- 911.631.409.00.....Front turn signal assembly, 2 req'd
- 911.631.916.00.....Front turn signal lens, 2 req'd
- 911.631.411.00.....Side marker assembly, 2 req'd
- 911.631.920.00.....Side marker lens, 2 req'd
- 4A0.949.101.....Fender marker//turn signal light Euro cars

Tail Light Lens-integral with housing

1965 – 1968

- SIC.631.403.11.....Left lens, red/white, for USA models
- SIC.631.404.11.....Right lens, red/white, for USA models
- SIC.631.403.10.....Left lens, red/white/amber, Euro
- SIC.631.404.10.....Right lens, red/white/amber, Euro
- SIC.631.403.01.....Signal assy, red, left, 1965-68 USA
- SIC.631.404.01.....Signal assy, red, right, 1965-68 USA
- SIC.631.403.02.....Signal assy, amber, left, 1965-68 Euro
- SIC.631.404.02.....Signal assy, amber, right, 1965-68 Euro

- 901.631.431.03.....Side marker reflector, red 1968 only
- 901.631.417.00.....Left tail light seal, gray
- 901.631.418.00.....Right tail light seal, gray

Tail Light Assembly With Removable Lens

1969 – 1973

- 901.631.941.00.....Left housing, metal, silver reflector
- 901.631.942.00.....Right housing, metal, silver reflector
- 901.631.905.04.....Left lens, silver trim, USA models
- 901.631.906.04.....Right lens, silver trim, USA models
- 911.631.923.03.....Left lens, silver trim, Euro
- 911.631.924.03.....Right lens, silver trim, Euro
- SIC.631.905.01.....Left lens, silver trim, Euro
- SIC.631.906.01.....Right lens, silver trim, Euro
- 911.631.951.00.....Left lens, black trim, USA models
- 911.631.952.00.....Right lens, black trim, USA models
- SIC.631.951.00.....Left lens, black trim, USA models
- SIC.631.952.00.....Right lens, black trim, USA models
- 911.631.949.00.....Left lens, black trim, Euro
- 911.631.950.00.....Right lens, black trim, Euro
- SIC.631.949.00.....Left lens, black trim, Euro
- SIC.631.950.00.....Right lens, black trim, Euro
- 911.631.971.01.....Left lens gasket
- 911.631.971.00.....Right lens gasket
- 911.631.259.02.....Drain tube, headlight and tail light
- 901.633.010.00.....Rear bumper reflector, 2 req'd
- SIC.633.010.10.....Rear reflector lens only, 2 req'd
- 911.631.251.29.....Rear fog light, complete
- SIC.631.914.00.....Rear fog light lens

Tail Light Assembly With Removable Lens

1974 - 1989

- 911.631.939.00.....Tail light housing, left, white reflector
- 911.631.940.00.....Tail light housing, right, white reflector
- 911.631.951.00.....Left lens, black trim, USA models
- 911.631.952.00.....Right lens, black trim, USA models
- SIC.631.951.00.....Left lens, black trim, USA models
- SIC.631.952.00.....Right lens, black trim, USA models
- 911.631.949.00.....Left lens, black trim, Euro
- 911.631.950.00.....Right lens, black trim, Euro
- SIC.631.949.00.....Left lens, black trim, Euro
- SIC.631.950.00.....Right lens, black trim, Euro
- 911.631.971.01.....Left lens gasket
- 911.631.971.00.....Right lens gasket
- SIC.631.971.01.....Left lens gasket, OEM
- SIC.631.971.00.....Right lens gasket, OEM
- 911.631.432.03.....Center rear reflector w/Porsche logo
- SIC.631.432.04.....Center rear reflector w/Porsche logo
- 911.633.123.02.....Center rear reflector, for 1987-1989
- 911.633.123.01.....Center rear reflector, European models
- 911.631.071.00.....Center mount rear brake light w/out spoiler
- 911.631.072.01.....Center mount rear brake light w/spoiler
- 911.631.251.29.....Rear fog light, complete
- 911.631.620.04.....License plate light, 2 req'd

Additional Lighting Components

- 911.612.039.10.....Rear light harness, left, fits 911 1965-1989
- 901.612.330.00.....Turn signal light harness, round, male and female w/wire leads 1969-1994
- 901.612.047.00.....Turn signal light harness, round, female, fits 911/912..... 1969-1973
- 911.612.024.00.....Turn signal light harness, round, female, left, fits 911/912..... 1969-1973
- 911.612.044.21.....Engine compartment light harness, fits 911 1969-1973
- PCG.631.911.00.....Signal housing screw set, stainless w/blue washers 1969-1973
- 999.507.311.0M.....Special captive nylock nut, 4mm, signal housing retainer 1965-1973
- 999.507.312.12.....Special captive nylock nut, 5mm, signal housing retainer 1965-1989

Interior Lights

1	SIC.632.101.00	Interior light, chrome bezel.....	1965-1978
2	901.632.101.28	Interior light, black bezel	911 Coupe 1979-1989
	901.632.101.28	Interior light black bezel.....	911 Turbo 1976-1988
	901.632.103.00	Interior light, chrome bezel.....	911 Targa 1969-1972
	911.632.102.00.70A	Interior light, black bezel	911 Targa 1973-1989
			911 Cabriolet 1984-1989
	SIC.555.153.00	Interior light felt pad, fitted under headliner	1965-1989

Note: The 911.632.102.00.70A interior light can also be used for the glove box light on all 911's from '69-'89.

Luggage Compartment Light

3	901.632.201.01	Lamp assembly.....	1965-1989
	901.631.605.00	Gasket only	1965-1973
	901.632.291.00	Base	1965-1989
	SIC.632.200.00	Lens only.....	1965-1989

License Lights

4	901.631.601.00	Complete assembly, 2 req'd.....	1965-1973
5	911.631.620.04	Complete assembly, 2 req'd.....	1974-1989
	911.631.606.00	Lens only.....	1974-1989

Engine Compartment Light

6	911.631.315.01	Complete assembly	1970-1989
	911.612.044.21	Wiring harness for engine compartment light	1970-1989

Fog Lights

7	SIC.631.201.04	Hella 128 fog light, clear lens, 2 req'd.....	1965-1968
8	SIC.631201.03	Hella 128 fog light, yellow lens, 2 req'd.....	1965-1968
9	911.631.206.00	Bosch halogen fog light, chrome, 2 req'd.....	1974-1983
10	911.631.206.01	Bosch halogen fog light, chrome and black, 2 req'd	1974-1983
11	911.631.251.29	Rear fog light, complete,	1969-1989
	SIC.631.914.00	Rear fog light lens, reproduction	1969-1989
12	911.631.964.00	Clear lens for Bosch factory light	1974-1983
	911.631.203.00	Carrera fog light, factory part, clear, left.....	1984-1989
	911.631.204.00	Carrera fog light, factory part, clear, right.....	1984-1989
13	911.631.941.01	Clear lens, left	1984-1989
14	911.631.942.01	Clear lens, right.....	1984-1989
15	911.631.941.00	Yellow lens, left	1984-1989
16	911.631.942.00	Yellow lens, right	1984-1989



1



2



3



4



5



6



11



12



7




8




9




10




16



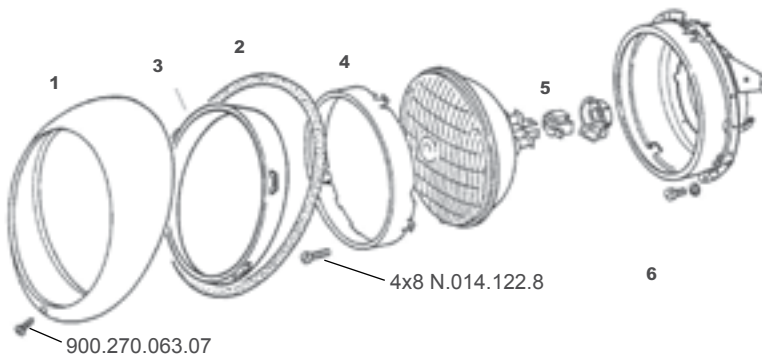
15



14



13



Headlight Assemblies

1	901.631.102.05 Chrome retaining ring with holes	1968-1980
	911.631.131.03 Paintable retaining ring with holes	1981-1986
	911.631.137.00 Plastic plug for adjusting holes	1980-1986
	901.631.119.01 Headlight retaining screw, chrome.....	1965-1968
	911.631.146.01 Headlight retaining screw, black	1968-1978
	911.631.148.00 Bushing.....	1968-1986
2	PCG.631.115.00 Headlight to fender seal, 2 req'd	1965-1989
	NLA.631.115.00 Headlight to fender seal, thin, 2 req'd	1965-1989
3	911.631.133.01 Plastic inner ring for headlight retaining ring.....	1968-1986
4	901.631.102.03 Bulb retainer, included with inner assembly.....	1968-1986
5	SIC.900.613.00 Head light socket	1965-1989
	911.631.259.02 Headlight bucket drain tube	1965-1986
6	911.631.113.00 Headlight assembly, Euro style H4	1965-1989
	911.631.112.00 Headlight assembly, Euro H4, for RHD	1965-1989
	644.631.114.00 Lens seal	1965-1967

Spare Parts For Lights


911.631.967.00 Lens to light seal.....	H1/H4
911.631.108.00 Connector plug for headlamp	1965-1986
644.631.107.03 Headlight electrical connector, spring type	1965-1968
NLA.631.107.00 Universal headlight plug	1965-1989
SIC.631.933.00 Headlight ring chrome, 3 hole, with hardware ..	1965-1968
911.631.133.01 Headlight inner ring, gray plastic	1968-1986
911.631.933.00 Headlight ring chrome, with hardware	1965-1968
644.631.114.00 Headlight seal for glass, gray	1965-1967
901.631.116.01 Headlight spring clip	1965-1973
644.631122.00 Headlight spring clip	1965-1973
911.631.148.00 Headlight mounting screw bushing.....	1968-1986
644.631.111.31 Headlight lens, Hella, early, w/sealed beam	1965-1968
901.631.111.00 Headlight lens, Hella, asymmetric fluted.....	1965-1967
911.631.111.00 Headlight lens, Bosch H1, Euro.....	1968-1972
NLA.631.111.31 Headlight lens, Hella raised on outside of glass	1965-1967
911.631.927.00 Headlight lens, H4	1972-1986
SIC.631.111.00 Headlight lens, Bosch, Euro	1965-1967
SIC.631.111.02 Headlight lens, Bosch H1, no pebbling.....	1968-1970
SIC.631.111.04 Headlight lens, Bosch H4	1971-1989
SIC.631.111.01 Headlight lens, Bosch, Euro yellow	1965-1972

Sealed Beam and H4 Lights

644.631.105.32.12v Sealed beam headlight bulb	1965-1986
999.631.108.90 Sealed beam headlight bulb, 7 inch	1965-1986
WAP.945.002.00 Hella, 7 inch round, H4 headlamp.....	1965-1973

Headlight Assemblies SMD

644.631.106.31.SMD Modern lighting, vintage look, 6/12 volt.....	1965-89
644.631.105.32.SMD Modern lighting, vintage look, 12 volt, only	1965-89



SIC.631.111.01



644.631.111.31



901.631.111.00



911.631.933.00



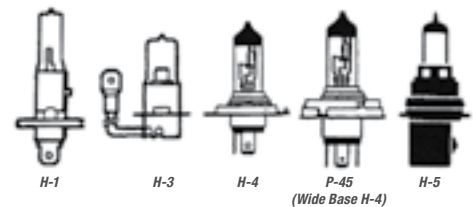
NLA.631.111.31



911.631.927.00



SIC.631.111.00



HALOGEN BULBS

Model	Power	Part Number
H1	55W	SIC.900.001.00
H1	100W	SIC.900.003.00
H3	55W	SIC.900.003.05
H3	100W	SIC.900.003.10
H4	60/55W	SIC.900.004.00
H4	100/55W	SIC.900.004.15
H4	100/80W	SIC.900.004.10
P45	60/55W	SIC.P45.12V
H5	65/45W	N.100.666.02

We carry many more bulbs than we have listed. Call for your specific needs.



5007
5008



6411



7506



7528



3893



3898



2721

Replacement Lamps				
Application		Osram #	Type / Rating	Part Number
Turn Signals (Single Contact)	Front & Rear 1966-68	7506	12V / 21W	N.017.732.2
	Rear 1969-89			
	Third Brake Light 1986-89			
Back Up Light	All Models			
Brake & Tail Lights Front Turn Signal/Position Light (Double Contact)	All Models	7528	12V / 21 / 5W	N.017.738.2
	1969-89			
Tail Light / Front Directional Bulb	911 & 912 1965-73 European Version	7528	12V / 18 / 5W	900.631.108.90
Side Markers License Light Alternator Light	All Models	3893	12V / 4W	N.017.717.2
	1966-73			
	1982-89			
Fog Lights (Tungsten)	Early 128	N/A	35W	900.631.112.90
Asymmetrical Bulb	(Superceded from #900.631.109.90)	7951	12V / 45 / 40W	N.017.705.3
License Light Luggage Compartment Light	1974-89	5007	12V / 5W	N.017.718.2
	1966-71	5008	12V / 10W	N.017.719.2
	1972-81			
Interior Lamp Engine Compartment Lamp	All models	6411	12V / 10W	N.017.723.2
	1972-89			
Dash Lamps	Bayonet Mount 1966-89	3898	12V / 2W	900.631.102.90
	All Glass	2721	12V / 1.2W	N.017.751.2
Bilux High Beam / Low Beam Bulb	European Models	7327	35W	900.631.113.90
Plastic Instrument Bulb Holder 2 Terminals	1970-88	N/A	N/A	999.632.009.10



Striker Screws – Black
 SIC.531.005.00
 1965-1989



Front Fender Attaching Kits
 SIC.503.001.00 1965-1973
 SIC.503.002.00 1974-1989




Velvet Door Seal Hardware
 SIC.542.001.00
 911 Coupe, 1965-1989



Horn Grille Hardware
 SIC.559.002.00
 1965-1973



Carpet Metal Trim Strip Kit
 SIC.551.001.00
 1965-1973



Rocker Deco Screw Kit
 Narrow: SIC.559.001.00
 Wide: SIC.559.003.00
 1965-1973




Door & Rear Panel Hardware
 SIC.555.001.00
 1965-1968




Door & Rear Panel Hardware
 SIC.555.002.00
 1969-1973

(Note: Cup shaped receptacles in photo are not included in the set.)



Door Check Hardware Kit
 SIC.531.001.20
 1965-1971



Engine Sheet Metal Kits
 SIC.369.001.00 1965-1971
 SIC.369.002.00 1972-1973
 SIC.369.003.00 1974-1977



Quarter Window Latch Screws
 SIC.543.001.00
 911 & 912, 1965-1973



Heater Slide Screw Set
 SIC.572.001.00
 1965-1968

This tool section is an important addition to our complete program of Porsche preservation. All tools are used in our workshop and are some of the finest available from Germany and the USA. Many of these tools are manufactured by us for special application on various Porsche models.


In addition to our designs, some are improved versions of original factory tools. We also have available, by special order, the proper "P" number tools as specified in your workshop manuals. Please call with the "P" number for availability and current price.

Benefit from our experience by using the proper tools which have proven superior in quality and function. They often will make a difficult task easier to accomplish.

Professional Engine Stand

T55.201.313

Of exceptional design and construction, this versatile 2 piece unit is strong enough for any 911, 356 or 914 engine. Secure the clamping base to a workbench or post. The yoke is easily bolted to the engine (we include a flywheel lock). Engine may be rotated 360 degrees to facilitate assembly.



Engine Stand Adapter

T55.201.300

For mounting 911, 356 or 914 engine on U.S. spec engine stand with 4 arm head. Adapter cannot be used with a 911 turbo engine.



Flywheel Lock

T55.215.001


Bolts through hole in crankcase to lock flywheel. Different from the one supplied with our engine stand (which attaches to the stand itself). Works on 911 as well as 914-4, 6 and 356.



Fuel Level Gauges

911 Weber & Zenith – T80.790.000

Proper float level is very important for good mileage and best performance from your carburetors, especially Webers. These gauges are necessary for accurate measurement (with engine running) of float levels. Consult your shop manuals for specific instructions.



Universal Float Level Gauge

T80.800.0010

"Sight Glass Tube" can be rotated for easy viewing.

Stoddard Exclusive Lug Socket

T52.508.300

Lightweight, durable, all aluminum. Will not mar alloy nuts. Designed and tested in our shop, this will work on all OE and aftermarket wheels. Not intended for use with an impact wrench.



Jack Pad

SIC.804.000.00 - For all 911, 356 and 914.

Inserted into jack receiver so that floor jack may be used.



Bosch Spark Plug Gauge

NLA.721.681.00



Caliper Gauge

Caliper piston assembly gauge for 911S front alloy caliper.

- A SIC.351.600.57
- B SIC.351.700.38 ,
For 356, 914, 911 (except 911S).



Piston Ring Compressors

T52.157.825

Surprisingly efficient and easy to use. Quick clamping type. Simply grip and squeeze flanges with pliers. 82.5-87.0mm for 356 & 2.0-2.2 911S pistons.



Cylinder Hold Down Nut

T52.140.000

Holds cylinders in place when heads are removed. Sold individually, Porsche recommends six for the dealer tool set.



Fan Pulley Wrenches

To properly adjust or install the fan belt on 912 and 911 models, it is essential to have the correct pulley wrench.



- A T26.571.002.02912
- B T52.003.003911 1966-1974
- C T52.003.004911 1975-1976
- D 999.571.047.02.....911 1977-1989

Oil Line Wrenches

T52.002.000 (4 pc. set)

These specially made wrenches remove/install all 911 and 914-6 oil lines. Correct length eliminates fender clearance problems.

Wrench sizes: 27,30, 32 and 36mm



Cam Holder

Improved design – Use with ½” drive breaker bar

T52.287.017 1965-1981

000.721.919.10..... 1982-1989

Drive Gear Tool


T55.310.000

Needed for the proper removal of synchro hubs from the gear.

All gears.....911/912, 1965-1971

3rd, 4th & 5th gears.....911, 1972-1986

T55.310.0011st & 2nd gears 1972-1986



Synchrometer

T80.750.000

The precise air flow meter is designed to facilitate exceptionally acute adjustment of Porsche 911 Weber and Zenith carburetors. It is easy to use and requires no adjustment. Air flowing through the instrument does not influence the operation of the engine, and steady comparative readings are quickly read on the dual scale (metric/US) calibration.



Crowfoot Wrench

T52.287.446

To remove and install 911 cam nuts. Professional version, 46mm.



911 Valve Adjusting Tool

0.1mm (.004") stubby feeler gauge mounted in a specifically contoured handle for setting 911 valve clearances.

- T36.180.000 Valve adjust tool
- T36.180.001 5 pack replacement blades

Dial Indicator

T33.038.580

Sensitive dial indicator graduated in 0.01mm with 10mm of travel. Indicator is of the best quality, 58mm diameter, 8mm shank.

Extension Tip

T33.149.250

Clamping Stand

T33.038.207



To properly position indicator for accurate camshaft timing. Numerous applications for 359, 911, 914-6 servicing.

Valve Spring Compressor

Designed for 'On-The-Car' R&R of valve springs without having to remove the motor or cylinder heads.

- T36.180.700 Exhaust 911, 1965-1989
- T36.180.800 Intake 911, 1965-1989



Tool Kit Complete

911.721.002.00

Factory emergency use tool kit for 1970-73 911, Porsche Classic part.

Tool Kit Complete

PCG.901.721.10

Porsche Classic tool kit with Pepita Houndstooth bag and shop towel for 911

Travel Kit Complete

SIC.721.901.03

Travel kit recreation for 1965-86 912, exceptional concours quality, as original.

Tool Bag Basket Weave Vinyl

SIC.721.010.05

Accurate recreation of original tool bag, correct German fasteners and sewing details. For 1968-73 911/912

Tool Bag Smooth Vinyl



644.721.010.02

Accurate recreation of original tool bag, correct German fasteners and sewing details. For early 911/912

Tool Bag Complete

911.721.002.14

Factory emergency use tool kit for 911 Carrera and 930 Turbo 1984-89



NLA.721.915.01

**SKS Stoneguard**

Protects against nicks and rust. Can be painted over. Water based, easy clean-up. (Keep from freezing before use.)

SIC.999.100.00.700.... Black 1 Liter

Underbody Seal

Authentic finish

SIC.999.110.00.700.... Black 1 Liter

NLA.043.003.00..... Spray gun for Stoneguard & Underbody Seal

New Spray Can Version

SIC.999.120.50.700.... Black 500ml

Zinc Spray

Primer for welded seams, can be MIG welded. Excellent bare metal protection.

SIC.999.155.00..... 400ml

Spray Glue

General purpose. Easy to apply thin, even coats without clotting. Dries quickly but allows adjustment.

SIC.999.130.00..... 500ml

Rubber Glue

Attaches rubber seals to body.

SIC.999.130.50..... Clear 6.3 fl. oz

Wheel Paint

Spray lacquer, OEM look.

SIC.999.150.00..... Clear 400ml

SIC.999.150.10..... Silver 400ml

SIC.999.156.00..... Matte Black (matches OEM paint on early 911 wheels) 400ml

Rubber Care Spray

Contains no silicone. Restores, cleans and revitalizes rubber and synthetic materials.

SIC.999.160.00..... 300ml

Cockpit Cleaner Spray

Contains no silicone, anti-static, does not build up. Use on all plastics and vinyls, interior/exterior. Also removes wax from rubber and vinyl.

SIC.999.170.00..... 300ml

Case Sealant

Excellent replacement for factory case sealant.

SIC.999.893.43.1

Hide Food

SIC.999.096.00

Produced in England by the famous Connolly Bros., Hide Food will greatly enhance the appearance and prolong the life of your leather upholstery and personal items. Apply lightly but frequently. 11 oz. jar.

P21S Wheel Cleaner

SIC.999.361.P2.1

SIC.999.364.RE.F (1 liter refill bottle)

The finest treatment for your expensive alloy wheels. Non-acidic, won't harm the anodized finish. Apply weekly to keep unsightly brake dust build up down.

P21S Gel Wheel Cleaner

SIC.999.362.P2.1

The same great quality as regular P21 but thicker to stay and work longer on stubborn stain areas. Can be left on overnight then rinsed off for most complete cleaning

Concentrated Car Wash Refill

SIC.999.363.RE.F

Enjoy the same shine for your car that you see now in your wheels. A quality wash that can be sprayed directly onto the road tar, tree sap and bugs for quicker action. Will not wash off wax.

Trim Adhesive

SIC.999.096.05 (Qt.)

SIC.999.097.05 (Gal.)

Prepared for us by a leading chemical supplier, this adhesive is especially recommended for carpet installation and vinyl trim as in 914 dash covering and sail panels.

Note: Please allow plenty of ventilation during use!

Gas Tank Sealer

SIC.999.202.00 (Qt.)

Specially formulated to positively stop and seal all rust corrosion in your steel gas tank. Tank must be removed from car for treatment. One quart is sufficient for any Porsche tank.

Note: Please allow plenty of ventilation during use!

Never-Seez Lubricant

SIC.999.300.00

Until experienced, the benefits of this special lubricant are seldom fully appreciated. A smear during assembly on an exhaust system bolt or engine exhaust port stud positively ensures easy removal.

The best alloy-to-ferrous lubricant available, especially useful on wheel stud to alloy lug nut. Withstands heat up to 2000 degrees F, galling and corrosion. Half pound brush-top can will last years in the average tool box.

Fuel Fresh

SIC.999.383.54 (32 oz. bottle)

A gasoline preservative and stabilizer. Protect your stored Porsche (or any 2 or 4 cycle engine) with a treatment of Fuel Fresh. Fuel Fresh inhibits the formation of gums, varnishes and corrosion in fuel systems during periods of inactivity. Fuel Fresh eliminates storage problems associated with today's lower octane gasolines. The addition of one ounce of Fuel Fresh per gallon will provide protection up to 24 months. Accurate measurement is easy with the new patented squeeze and pour design.

Lubro Moly CV Grease

SIC.999.647.00

Long term lubrication for the critical CV joint with the addition of MoS2. Great for high bearing pressures. Works well in ball joints and wheel bearing s. Made in Germany. 2.8 oz. tube. One tube per CV joint is required.

Assembly Lubricant-MoS2

SIC.999.162.74

Positive protection during the first 30 seconds of operation of newly assembled engines. Excellent performance under extreme pressures. Apply sparingly (burnish into metal surfaces, remove excess) to bearings, cam lobes, etc. during engine assembly.

Simichrome

SIC.999.040.00 Tube.. SIC.999.040.02 7 oz. Can

We think this is the best metal polish around. Made in Germany, Simichrome polishes most unplated metals and plastics. Great for aluminum trim.

Loctite PST High Performance Pipe Sealant

SIC.999.592.31

Pipe sealant with Teflon, far superior to tapes or pipe dopes. PST will seal threaded oil and fuel fittings reliably and quickly without excessive tightening. It will not shrink or shred to contaminate the system, 50cc tube.

Custom Matched Paint For engine and suspension components		
Part Number	Application	Color
NLA.095.042.00	Wiper system (9 oz.)	Silver
NLA.095.040.00	Fan Housing (9 oz.)	Silver
NLA.095.043.00	Fan Housing (9 oz.)	Gray
NLA.095.030.00	Filter Canister or 356A shift lever (9 oz.)	Silver
NLA.095.033.00	Filter Canister (9 oz.)	Orange
NLA.095.006.00	Exhaust system (16 oz.)	Gray
NLA.095.200.30	Fan shroud (12 oz.)	Gloss Black
NLA.095.060.00	Steering Column (9 oz.)	Beige

Engine Oils

000-043-209-28	Porsche Classic Engine Oil 20W50	1 liter
PCG-043-209-00	Bag for Porsche Classic Motor Oil	
MOT-2811QTA	Motul Classic Performance 20W50 High-Zinc Motor Oil.....	1 Quart
000-043-209-30	Porsche Classic Engine Oil. 10W60	1 Liter
MOT-102780	Motul 6100 SYNERGIE 15W50. High Performance Motor Oil for Porsches. Good for 964, 993 Chassis Cars.....	1 Liter
MOT-102786 Motul	8100 5W40 X-CLEAN C3. High Performance Engine Oil for Modern Porsches.....	1 Liter
MOT-2810QTA	Motul 10w40 Break-In Oil . Great for Newly Rebuilt Engines...	1 Quart

Gear Oils

MOT-102686	Motul GEAR300 LS 75W90 Gear Lube, for Porsches with Limited Slip Differentials (930, etc)	1 Liter
MOT-100118	Motul GEAR300 75W90 SYNTHETIC Gear Lube. Great for Non-Limited Slip Porsche Differentials	1 Liter
MOT-101161	Gear FF FF Comp 75W140	1 Liter

Brake Fluid

000-044-305-01	Porsche Classic DOT4 Brake Fluid.....	1 Liter
MOT-100949	Motul RBF 600 DOT4 Brake Fluid. Boiling Points: 593F Dry / 420F Wet	1/2 Liter

Other

SIC-999-162-74	Assembly Lubricant-MoS2	
PCG-800-703-00	Porsche 5 Liter Utility Jug Container, with Porsche Shop Towel	

Year	Designations				Engine Specifications							Trans			Chassis			Remarks
	Model	Model	Engine Official	Engine Internal	Disp cc	Power HP	RPM	Stroke Bore	Comp. Ratio	Carb or F/I (S)=Solex (W)=Webber (Z)=Zenith	Serial # Inl.-HtrExp. Htr	Trans Type (Std.)	Coupe (K)	Coupe (P)	Convertible			
1964	1965	911	2000	901/01	1991	130	6100	66/80	9.0:1	(S) 40 PI	900 001-900 360	901/0	-	300 001-300 235	-	901/0 Tms series to 7/65		
1965	1/65-6/65	911	2000	901/01	1991	130	6100	66/80	9.0:1	(S) 40 PI	900 361-903 550	902/1	-	300 236-303 390	-			
		912	912	6/16/36	1582	90	5800	74/82.5	9.3:1	(S) 40 PII-4	E740 001-744 210 1830 001/832 190	902/0USA	450 001-455 470	350 001-350 970	-	'66 model 902/1 tms 5 spd. std		
1966	1966	911	2000	901/01	1991	130	6100	66/80	9.0:1	(S) 40 PI-4 (W) 40 IDA 3C, -3 C1	903 551-907 000 907 001-909 000	902/1	-	303 391-305 100	-			
		912	2000S	901/02	1582	90	5800	74/82.5	9.3:1	(S) 40 PII-4	E744 221-705 001 1832 091-836 000	902/0USA	454 470-458 100	351 971-353 000	-			
1967	1967	911	2000	901/05	1991	130	6100	66/80	9.0:1	(W) 40 IDA 3C, -3 C1	909 001-911 000 911 001-911 190	902/1	-	-	-	307 350-		
		911S	2000S	901/02	160	6600	9.8:1	(S) 40 PI-4	E750 001-750 430 1836 001-836 610	902/0USA	960 001-961 144	901/2	-	305 101 S-	-	307 360 S		
1967	1967	911	2000	901/06	1991	130	6100	66/80	9.0:1	(W) 40 IDA 3C, -3 C1	911 191-912 050	902/1	-	307 351-308 522	500 001-500 718	4 speed tms for USA		
		911S	2000	901/02	160	6600	9.8:1	(S) 40 PI-4	E753 431-756 195 1836 611-837 070	902/0USA	961 141-962 178	901/02	-	307 361 S-308 523 S	500 001 S-500 718 S	Targa-		
1968	1968	911USA	2000	901/14	1991	130	6100	66/80	9.0:1	(W) 40 IDAP 3C, -3 C1	3 280 001-3 380 001-	902/0USA	118 35 001-	118 30 0001-	118 40 0001-	emission control emission contrl & Sporto		
		911L	2000	901/06	1991	130	6100	66/80	9.0:1	(W) 40 IDA 3C, -3 C1	3 080 001-3 180 001	902/1	-	118 10 0001-	118 60 0001-	w/Sporto		

Year	Designations			Engine Specifications							Trans Type (Std.)	Chassis			Remarks																	
	Mfg. Model	Model	Engine	Official	Internal	Disp cc	Power HP	RPM	Stroke / Bore	Comp. Ratio		Carb or F/I (S)=Solex (W)=Webber (Z)=Zenith	Serial # Incl.-Hr/Exp. Hlr	Coupe (K)		Coupe (P)	Convertible															
1967	911T	2000T	901/03	901/13	1991	110	5800	66/80	9.8:1	(W) 40 IDAT 3C, -3 C1	2 080 001- 2 180 001-	901/10	118 25 0001-	118 20 0001-	118 70 0001-	W/Sporto																
																	911S	2000S	901/02	901/06	1991	160	6600	66/80	9.0:1	(W) 40 IDAS 3C, -3 C1	4 080 001- 4 180 001-	901/02	906/01	118 00 0001-	118 50 0001-	W/Sporto
912	912	616/36	616/39	1582	90	5800	74/82.5	9.3:1	(S) 40 PII-4	1 1 080 001- E 1 085 001- 1 280 001-	902/02	902/01	12 800 001-	128 70 0001-	W/emission control																	
																911T	911T	901/03	901/13	1991	110	5800	66/80	8.6:1	(W) 40 IDT P	619 0001- 619 2455	901/06 or 901/12	119 10 0001- 119 10 0001- 10 0343	119 12 3561	119 12 0001- 119 11 1282	Dec. 1968	119 11 0247
911TUSA	911TUSA	901/16	901/19	619 5001- 619 7292	905/13	119 10 0131	119 12 1325	119 11 0247	W/Sporto																							
										1968/1969	911E	911E	901/09	901/11	1991	140	6500	66/80	9.1:1	F/I Pump	629 0001- 629 2270	901/07 or 901/13	901/06USA 901/12USA	119 20 0001- 119 20 0954	119 22 1014	119 21 0001- 119 21 0058	Dec. 1968	119 21 0317	W/Sporto			
911S	911S	901/10	901/10	1991	170	6800	66/80	9.9:1	F/I Pump																					629 8001- 629 8583	902/13	119 20 0456
										911S	911S	901/10	901/10	1991	170	6800	66/80	9.9:1	F/I Pump	639 0001- 639 2126	901/07 or 901/13	119 30 0001- 119 30 1492	-	119 31 0001- 119 31 0614	-	Dec. 1968	119 31 0240	W/Sporto				

Year	Designations			Engine Specifications							Trans			Chassis			Remarks
	Mfg. Model	Model	Official	Engine Internal	Disp cc	Power HP	RPM	Stroke / Bore	Comp. Ratio	Carb or F/I (S)=Solex (W)=Webber (Z)=Zenith	Serial # Int.-HtrExp. Htr	Trans Type (Std.)	Coupe (K)	Coupe (P)	Convertible		
1968/1969	912	912USA	912	616/36	1582	90	5800	74/82.5	9.3:1	(S) 40 PII-4	1 1080 001- E 1 085 001 1 280 001- 1 285 849	902/04 or 902/05	129 00 0001- 129 00 0428	129 02 0001- 129 02 3450	129 01 0001- 129 01 0801		
				616/40									902/06				
	911E	911E-C	911/01	911/01	2195	155	6200	66/84	9.1:1	F/I Pump	620 0001- 620 2478 620 8001- 620 8434	911/01	911 020 0001- 911 020 1304	911 022 0001- 911 022 0667	911 021 0001- 911 021 0933		
				911/04									905/20	Chassis # 911 020 0232	End 911 02 0650	Dec. 1969 911 021 0418	W/Sporto
	911T	911T-C	911/03	911/03							610 0001- 610 3000 610 3501 610 4547	911/00	-				
				911/06	2195	125	5800	66/84	8.6:1	(Z) 40TIN	610 3001- 610 3230 610 5001- 610 7999 610 8501- 610 9955	911 010 0001- 911 010 2418 Chassis # 911 010 0793	911 012 0001- 911 012 4126 End 911 012 2275	911 001 0001 911 001 2545 Dec. 1969 911 011 1089	W/Sporto USA version		
	911S	911S-C	911/02	911/02	2195	180	6500	66/84	9.8:1	F/I Pump	630 0001- 630 2480	911/01	911 030 0001- 911 030 1744 Chassis # 911 030 0757	- End -	911 031 0001- 911 031 0729 Dec. 1969 911 031 0283		
				911/08									911/00	911 110 0001- Chassis # 911 110 0977	911 112 0001- End 911 112 1587	911 111 0001- Dec. 1970 911 111 1523	W/Sporto USA version USA w/Sporto
1970/1971	911E	911E-C	911/01	911/03	2195	125	5800	66/84	8.6:1	(Z) 40TIN or (W) 40IDT P1	611 0001- 611 9001 611 4001- 611 6501	911/00	911 120 0001- Chassis # 911 120 0600	911 121 0001- End -	911 121 0001 Dec. 1970 911 121 0456		
				911/06	2195	155	6200	66/84	9.1:1	F/I Pump	621 0001- 921 8001	911/01	911 130 0001- Chassis # 911 130 0573	- End -	911 131 0001- Dec. 1970 911 131 0389	W/Sporto	
	911S	911S-C	911/02	911/02	2195	180	6500	66/84	9.8:1	F/I Pump	631 0001-	911/01	911 130 0001- Chassis # 911 130 0573	- End -	911 131 0001- Dec. 1970 911 131 0389		
				911/04									911/01	911 130 0001- Chassis # 911 130 0573	- End -	911 131 0001- Dec. 1970 911 131 0389	W/Sporto

Year	Designations			Engine Specifications							Trans Type (Std.)	Chassis			Remarks	
	Mfg. Model	Model	Engine	Internal	Disp cc	Power HP	RPM	Stroke / Bore	Comp. Ratio	Carb or F/I (S)=Solex (W)=Weber (Z)=Zenith		Serial # Inl.-HtrExp. Htr	Coupe (K)	Coupe (P)		Convertible
1971/ 1972	911T	911TV-E	911/57	911/57	2341	130 (96)	5600	70.4/84	7.5:1	Carb.	652 0001-	-	-	911 251 0001- 911 251 1523	915/12	W/Sporto
											652 3284					
											652 9001 652 9224					
											612 0001- 612 4478					
1971/ 1972	911T	911TE	911/51	911/61	2341	140 (103)	5600	70.4/84	7.5:1	F/I Pump	612 0001-	-	-	911 210 0001- 911 210 1821	915/12	USA model
											612 4478					
											612 9001- 612 9293					
											Chassis # 911 210 1176					
1971/ 1972	911E	911EE	911/52	911/62	2341	165 (121)	6200	70.4/84	7.5:1	F/I Pump	622 0001-	-	-	911 220 0001- 911 221 0861	915/12	W/Sporto
											622 1765					
											622 9001- 631 9248					
											Chassis # 911 220 0378					
1972/ 1973	911S	911SE	911/53	911/63	2341	190 (140)	6500	70.4/84	8.5:1	F/I Pump	632 0001-	-	-	911 230 0001- 911 231 0989	915/12	W/Sporto
											632 2586					
											632 9001 632 9147					
											Chassis # 911 230 0489					
1972/ 1973	911T	911TV-E	911/57	911/67	2341	130 (96)	5600	70.4/84	7.5:1	Carb.	653 0001-	-	-	911 350 0001- 911 351 0736	915/12	W/Sporto
											653 9001					
											613 0001- 613 9001					
											Chassis # 911 350 0834					
1972/ 1973	911T	911TE	911/61	911/91	2341	140 (103)	5700	70.4/84	8.0:1	CIS	613 0001-	-	-	911 310 0001- 911 311 0781	915/12	USA model
											613 9301					
											613 3001- 613 9301					
											Chassis # 911 310 1252					
1972/ 1973	911E	911EE	911/54	911/62	2341	165 (121)	6200	70.4/84	8.0:1	F/I Pump	623 0001-	-	-	911 320 0001- 911 321 0431	915/12	W/Sporto
											623 9001-					
											623 0001- 623 9001-					
											Chassis # 911 320 0584					
1972/ 1973	911S	911SE	911/53	911/63	2341	190 (140)	6500	70.4/84	8.5:1	F/I Pump	633 0001-	-	-	911 330 0001- 911 331 0468	915/12	W/Sporto
											633 9001-					
											633 0001- 633 9001-					
											Chassis # 911 330 0754					
1972/ 1973	911SC	911SC-F	911/83	911/83	2687	210 (154)	6300	70.4/90	8.5:1	F/I Pump	911 630 001	-	-	911 630 001 911 360 0319	915/08	W/Sporto
											911 630 001					
											Chassis # 911 360 0319					
											Chassis # 911 360 0319					

Designations			Engine Specifications				Transmission				
Year	Model	Beginning VIN	Type	HP (DIN)	Displ.	Begin. ID	Types	Begin. ID			
1974	911	Coupe 911 410 0001	911/92	150 (110)	2.7L	614 0001	915/16 4 speed 915/06 5 speed 925/02 4 spd. SPM	724 0001 734 0001 764 0001			
		Targa 911 411 0001	911/98SPM			614 9001					
	911S	Coupe 911 430 0001	911/93	175 (129)		634 0001					
		Targa 911 431 0001	911/98 SPM			634 9001					
	911 Carrera	Coupe 911 440 0001	911/93								
		Targa 911 441 0001	911/98 SPM								
1975	911S	Coupe 911 520 0001	911/43	165 (121)	2.7L	645 0001	915/45 4 speed 915/40 4 speed 925/10 3 speed	735 0001 715 0001 765 0001			
		Targa 911 521 0001	911/48 SPM			645 9001					
	911 Carrera	Coupe 911 540 0001	911/43	160 (118)		645 0001					
		Targa 911 541 0001	911/48 SPM			645 9001					
	911S	Coupe 911 520 0001	911/44			655 0001					
		Targa 911 521 0001	911/49 SPM			655 9001					
	911 Carrera (California)	Coupe 911 540 0001	911/44			655 0001					
		Targa 911 541 0001	911/49 SPM			655 9001					
	1976	911S	Coupe 911 620 0001	911/82		165 (121)			2.7L	646 0001	915/44 5 speed 925/12 3 spd. SPM
Targa 911 621 0001			911/89 SPM	656 0001							
911S (California)		Coupe 911 620 0001	911/84	90 (66)	406 0001						
		Targa 911 621 0001			406 0001						
912E		Coupe 912 600 0001	923/02	245 (180)	2.0L	406 0001	923/05 5 speed	506 0001			
Turbo 3.0		Targa 911 680 0001	930/51		3.0L	686 0001	930/30 4 speed	776 0001			
1977	911S	Coupe 911 720 0001	911/85	165 (121)	2.7L	627 0001	915/61 5 speed 925/17 3 spd. SPM	717 0001 767 0501			
		Targa 911 721 0001	911/90 SPM			627 9001					
	Turbo 3.0	Coupe 930 780 0001	911/53	245 (180)		3.0L			687 0001	930/33 4 speed	777 0001
1978	911SC	Coupe 911 820 0001	930/04	180 (132)	3.0L	628 0001	915/61 5 speed	718 0001			
		Targa 911 821 0001	930/06			658 0001					
	911SC (California)	Coupe 911 820 0001	930/06	265 (195)		3.3L			688 0001	930/34 4 speed	778 0001
		Targa 911 821 0001	930/61						688 1001		
	Turbo 3.3 (California)	Targa 911 880 0001	930/63								
1979	911SC	Coupe 911 920 0001	930/04	180 (132)	3.0L	629 0001	915/61 5 speed	719 0001			
		Targa 911 921 0001	930/06			659 0001					
	911SC (California)	Coupe 911 920 0001	930/06	265 (195)		3.3L			689 0001	930/34 4 speed	770 0001
		Targa 921 0001	930/64						689 1001		
	Turbo 3.3 (California)	Coupe 930 980 0001	930/64								
		Coupe 980 0001	930/63								
1980	911SC	(All) 91 A014 0001	930/07	180 (132)	3.0L	640 0001	915/63 5 speed	740 0001			

PORSCHE VIN STRUCTURE – MODEL YEARS 1980 THROUGH 1989

The chassis numbers listed below are not complete. Positions 7-8 and 10-17 are shown to indicate the model, year and production number. The meaning of each position is shown in this chart.

1-2-3 WMI		4 Body		5 Engine	6 Restraint		7-8 Model		9 Ck. Digit	10 Year			11 Plant		12-17 Prod. #	
WPO	Porsche	A	911 Coupe & 944		0	Active	91	911	NHTSA CODE	A	1980	F	1985	N	Neclarsulm K	
		E	911 Targa Cabriolet		9	Passive	92	928		B	1981	G	1986	S	Stuttgart	
		J	928				94	944		C	1982	H	1987			
											D	1983	J	1988		
									E	1984	K	1989				

To Expedite Your Order:

Have model, year and chassis or engine number where applicable, available when placing your order.

Double-check your part numbers and application.

Have your customer number available when placing either phone or mail order. If you have not received a customer number prior to placing the order, we will ask you for your complete mailing address/shipping address and telephone number for our records.

Our professional staff can usually edit part number errors, but the responsibility for correct number and application rests with the customer.

Prices:

Our prices reflect the quality of merchandise our customers demand. We believe in competitive pricing but quality is never compromised to offer lowest prices.

All prices are subject to change without notice. Invoices will be based on current prices at the time the order is shipped. We will gladly verify current prices by phone or fax/email.

Payment Methods:

We accept Visa, MasterCard, Discover and American Express credit cards, money orders, and certified checks. We accept personal checks, we do not ship C.O.D. Your credit card account will be charged at the time of shipping for only those items shipped.

Shipping:

Shipment for orders will be made via the most economical and expeditious means, unless special instructions are received. For U.S. and Canada delivery, UPS or Motorfreight are most commonly used. Truck shipments are generally made freight prepaid on a credit card. Crating charges may be added onto fragile or odd shaped items.

All overseas orders are sent via air freight, UPS International, or U.S. Mail depending on size. Air freight orders are sent freight prepaid. UPS orders are prepaid. U.S. Mail orders must be prepaid. Please specify preferred method.

Damage Claims:

The responsibility for safe delivery rests with the carrier after the order has been accepted from us for shipment. Should your shipment appear to be damaged or opened when received, check the contents in the presence of the carrier's agent. Report and discrepancies to the carrier at that time.

Customer Service Information**Backorders:**

Not all orders can always be completely filled. If you wish items to be backordered please specify "fill backorders." If not, please advise "No backorders." Your invoice will indicate whether or not we have selected items for backorder. Should you wish to cancel a backordered item, you may do so at any time before the item is shipped. Any money being held for backorders will be used when the order is filled, or refunded if you do not wish to carry a backorder. Credit cards are not charged for backordered items until the items are actually shipped.

Parts Supersessions:

Supersessions occur almost daily in the parts world. If a supersession is acceptable to us, we will supply the new part. If you have a question regarding the suitability of a superseded part, please discuss the question with one of our parts representatives.

Returns:

If you have a part that appears defective or is not the part that was ordered, please call to discuss the matter, or obtain a return authorization. We limit our returns to within 10 days of receipt, so please examine your order immediately. Returns must be sent prepaid and you must include your invoices. We will assess a 20% handling charge on all returns unless the merchandise is defective or was shipped in error.

Business Hours (Eastern Standard Time)

Monday-Friday..... 8:30-6:00

Warranty

The following terms of warranty apply to all Parts and Accessories sold by Stoddard Imported Cars.

SIC warrants that every new and remanufactured part and accessory, including engines and transmissions, sold to a customer will be free from defects in material and workmanship under normal use and service for 12 months/unlimited mileage from date of sale of the part or accessory to the original customer.

Items Covered:

Any part or accessory sold by SIC that is determined by SIC to be defective will be either repaired or replaced with a new or remanufactured part. The labor required to remove, repair or replace the defective part or accessory is not reimbursable.

Items Not Covered:

Damages due to accidents, misuse or negligence. Parts damaged due to misuse, neglect, improper maintenance, alteration, accidents, or fire, or which have been improperly installed, or used in applications for which they were not designed.

Parts or accessories made out of cloth or leather (upholstery, convertible tops), wood, paint, or chrome which have been affected by environmental conditions, including, but not limited to, airborne fallout, chemicals, tree sap, road salt, hail, windstorms and other environmental factors.

Damage to Glass. Glass breakage or scratches are not covered unless physical proof of a manufacturing fault can be established.

Use of the parts or accessory in competitive events.

Any loss or damage caused by installation of an incorrect part. While SIC has made every effort to ensure that the information in this catalog is complete and accurate, please call us before attempting to install a part that you suspect is incorrect for the application.

Throughout the catalog there are notes that give technical suggestions; Stoddard Imported Cars is not responsible for any consequential or incidental damages pertaining to these suggestions. Some prior automotive experience on your part is assumed. When in doubt, or if you have any questions, please call us first.

To Obtain Warranty Repair or Replacement:

Present SIC with a copy of your original sales receipt, name, mailing address, phone number, date purchased and mileage installed, date and mileage of failure, VIN, and description of problem. Please arrange return before sending parts.

Warranty Period:

The warranty period begins on the date of sale of the part to the customer.

No Other Warranties Made:

This warranty is in lieu of all other expressed warranties of SIC or any distributor of SIC parts. Any implied warranty is limited in duration to the duration of this warranty. SIC does not assume or authorize any person to assume on our behalf any other obligation or liability.

Consequential Damage Excluded:

SIC is not responsible for loss of time, inconvenience, loss of use of the vehicle, towing expense or other incidental or consequential damage.



Disc Brake Wheels

As Original for 356C, 911 and 912

From Factory Tooling
Made in USA, DOT Tested

Chrome

SIC-361-013-20 15x4.5-inch
SIC-361-022-20 15x5.5-inch
SIC-361-021-20 15x6-inch

Silver

SIC-361-013-10 15x4.5-inch
SIC-361-022-10 15x5.5-inch
SIC-361-021-10 15x6-inch



Stoddard.

Your Trusted Parts Source — Since 1957.



Indoor Soft Car Covers

Custom Fitted
For 356 through 991
SIC-730-05 shown



Chassis Dolly

356 Adapter
Now Available!
SIC-911-DOL-LY
SIC-356-ADA-PT



New Production Brake Shoes

Made in USA from all-new materials
No Core Charge
NLA-351-033-00



Drum Brake Cylinders

Pressure Tested
Exclusive Part—
Thousands Sold
NLA-351-511-00
NLA-351-512-00
NLA-352-513-01



356B/C Bumpers

Our exclusive production
from Factory blueprints
NLA-505-010-05 front
NLA-505-020-05 rear



1968-1969 Door Handles

Restored Show Chrome
901-531-061-21-SET



Hubcap & Chrome Crest

For 356C 911 912
SIC-361-031-01



Striker Plates

Concours Correct
Pre-A through Late 911
SIC-531-701-23
SIC-531-702-23
911 1968-1994 shown



Windshields & Side Glass

With Correct Markings
For all 356
644-542-101-11
644-543-101-01
644-542-105-11
Shown, Coupe — Tinted


Stoddard.com

NLAParts.com

Highland Heights, Ohio 44143 USA 800 342 1414

Reno, Nevada 89431 USA 800 438 8119

Stoddard Proudly Distributes These Great Products



For the most current availability and pricing visit stoddard.com to view over 20,000 SKU's of NOS, Porsche Classic and Stoddard Exclusive parts all on line.



www.stoddard.com



Stoddard NLA-LLC
Highland Heights, Ohio 44143 USA 800-342-1414
Reno, Nevada 89502 USA 800-438-8119